



US00D673419S

(12) **United States Design Patent**
De Prà

(10) **Patent No.:** **US D673,419 S**

(45) **Date of Patent:** **** Jan. 1, 2013**

(54) **COFFEE GRINDER**

(56) **References Cited**

(75) Inventor: **Dario De Prà**, Mirano (IT)

U.S. PATENT DOCUMENTS

(73) Assignee: **Koninklijke Philips Electronics N.V.**,
Eindhoven (NL)

D242,892 S *	1/1977	Brown et al.	D7/372
D353,075 S *	12/1994	Littmann et al.	D7/373
D386,648 S *	11/1997	Kibbe	D7/372
D389,010 S *	1/1998	Joergensen	D7/373
D404,246 S *	1/1999	Arita et al.	D7/372
D420,248 S *	2/2000	Uemura et al.	D7/373
D437,523 S *	2/2001	Glucksman et al.	D7/373
D500,427 S *	1/2005	Fung	D7/373
8,056,845 B2 *	11/2011	Leung et al.	241/101.2
D653,905 S *	2/2012	Bodum	D7/373

(**) Term: **14 Years**

(21) Appl. No.: **29/409,323**

(22) Filed: **Dec. 22, 2011**

* cited by examiner

(30) **Foreign Application Priority Data**

Primary Examiner — Ricky Pham

Jun. 23, 2011 (EM) 001882218-0001

(57) **CLAIM**

(51) **LOC (9) Cl.** **31-00**

The ornamental design for a coffee grinder, as shown.

(52) **U.S. Cl.** **D7/373; D7/376; D7/378**


DESCRIPTION

(58) **Field of Classification Search** D7/301-313,
D7/316-319, 356-357, 368, 372-386, 391-398,
D7/412-415, 515, 665, 679, 691; 99/326,
99/348, 492, 508-512; 241/30-37.5, 101.01-101.2,
241/166-169.1, 172, 285.1-285.3, 291, 292.1;
366/64-67, 98, 129, 142-144, 197-211,
366/241-254, 262, 279-292, 325.8, 325.92,
366/341-347; 416/75-77, 70 R, 163

FIG. 1 is a perspective view showing my design;
FIG. 2 is a front elevational view thereof;
FIG. 3 is a rear elevational view thereof;
FIG. 4 is a right side elevational view thereof;
FIG. 5 is a left side elevational view thereof;
FIG. 6 is a top plan view thereof; and,
FIG. 7 is a bottom plan view thereof.

See application file for complete search history.

1 Claim, 6 Drawing Sheets






FIG. 1

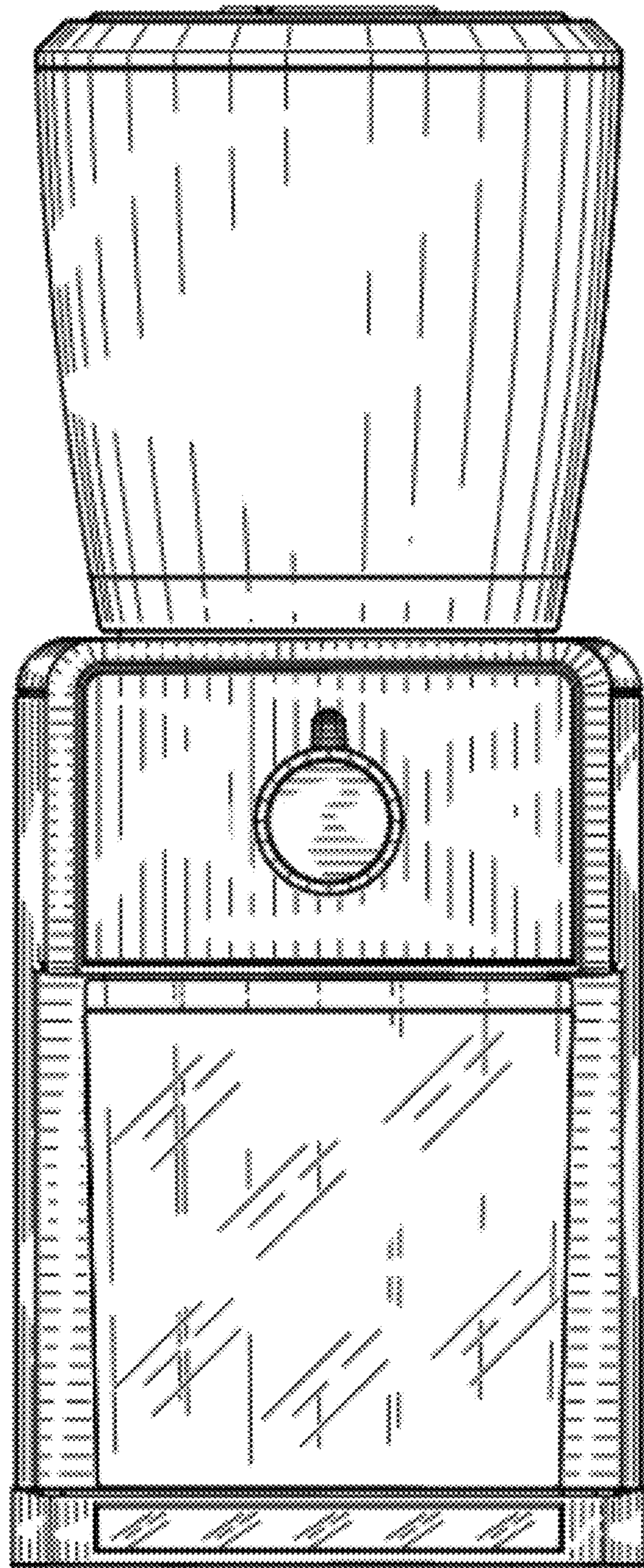


FIG.2




FIG. 3

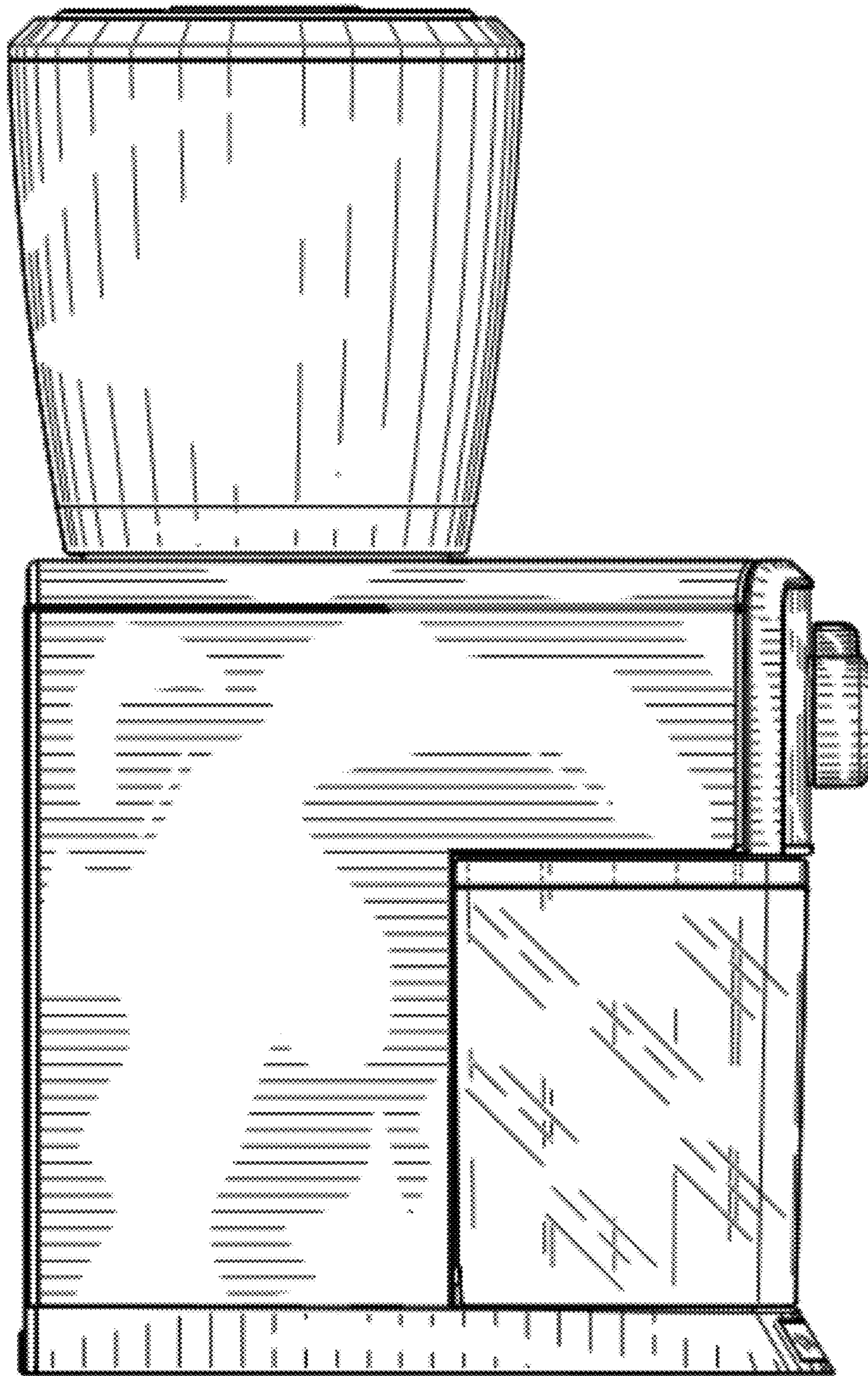


FIG. 4




FIG. 5

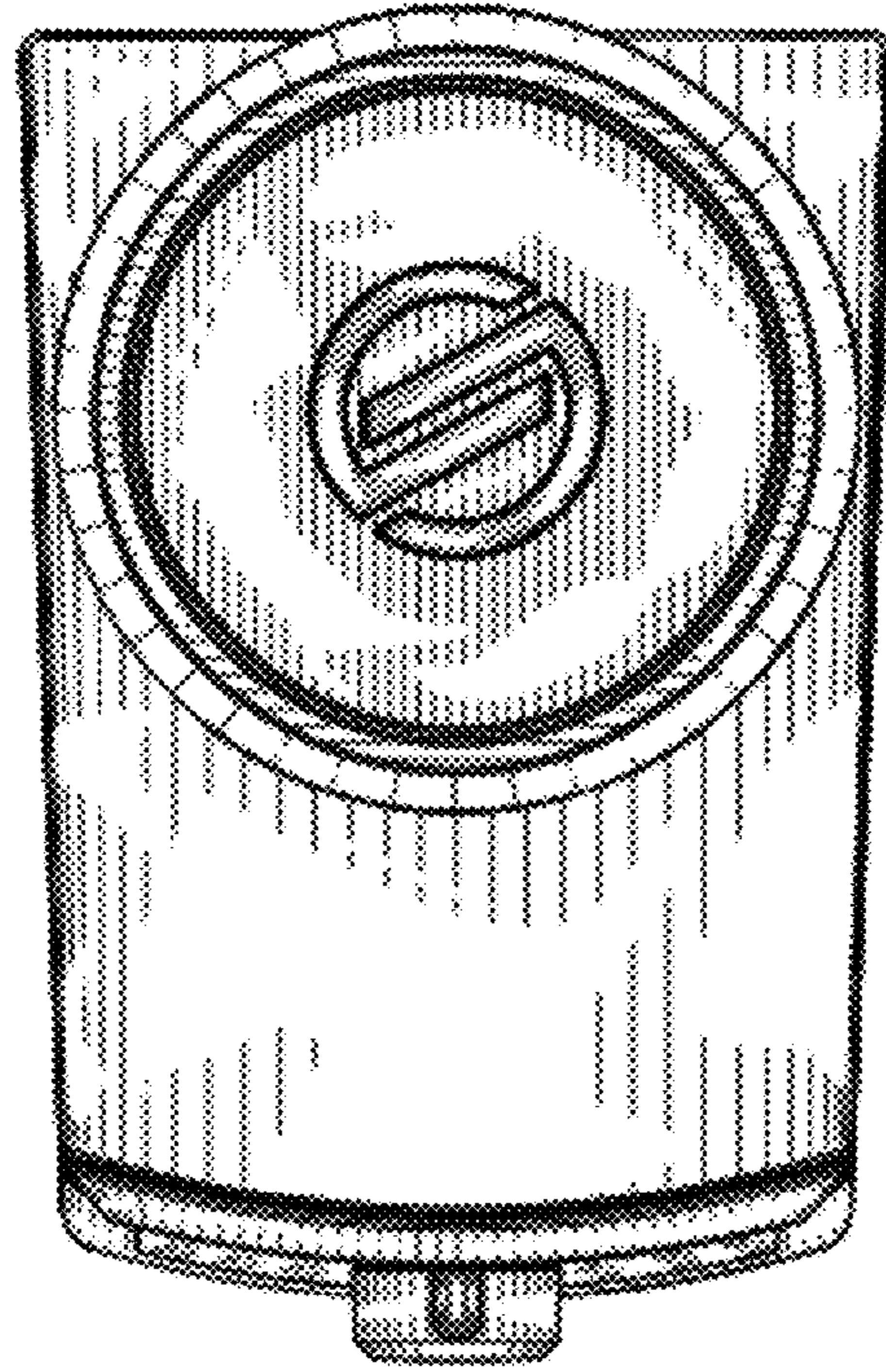


FIG. 6




FIG. 7