



US00D673413S

(12) **United States Design Patent**
Price

(10) **Patent No.:** **US D673,413 S**

(45) **Date of Patent:** **** *Jan. 1, 2013**

- (54) **BORDER FOR MATTRESSES**
- (75) Inventor: **Elvin C. Price**, Dacula, GA (US)
- (73) Assignee: **Atlanta Attachment Company**,
Lawrenceville, GA (US)
- (*) Notice: This patent is subject to a terminal disclaimer.
- (**) Term: **14 Years**
- (21) Appl. No.: **29/419,281**
- (22) Filed: **Apr. 26, 2012**
- (51) **LOC (9) Cl.** **06-09**
- (52) **U.S. Cl.** **D6/605**
- (58) **Field of Classification Search** D6/595,
D6/596, 601, 604, 605; 5/690, 703, 704,
5/716, 717, 739, 740, 657.5, 675, 680, 688,
5/700, 706, 737, 499
See application file for complete search history.

(56) **References Cited**

U.S. PATENT DOCUMENTS

1,355,729	A *	10/1920	Bennett	5/739
1,413,577	A *	4/1922	Eldredge	5/739
1,762,106	A *	6/1930	Pittoni	5/739
1,892,203	A *	12/1932	Burton et al.	5/717
2,200,011	A *	5/1940	Riley	5/716
2,229,385	A *	1/1941	Munson et al.	112/475.01
2,611,910	A *	9/1952	Bell	267/91
2,975,437	A *	3/1961	Freeman	5/716
4,554,693	A	11/1985	Calloway		
6,640,362	B1	11/2003	Kimball		
D551,011	S	9/2007	Van Patten		
D551,012	S	9/2007	Van Patten		
D552,397	S	10/2007	Van Patten		
D622,088	S	8/2010	Morrison		
D622,531	S	8/2010	Morrison et al.		

D633,322	S	3/2011	Morrison
D640,082	S	6/2011	Morrison
D642,413	S	8/2011	Rinehart
D651,443	S	1/2012	Wightman
D659,459	S	5/2012	Jung et al.
D662,751	S	7/2012	Morrison et al.

* cited by examiner

Primary Examiner — Janice Seeger

(74) *Attorney, Agent, or Firm* — Womble Carlyle Sandridge & Rice LLP

(57) **CLAIM**

The ornamental design for a border for mattresses, as shown and described.

DESCRIPTION

FIG. 1 is a perspective view of a border for mattresses showing my new design.

FIG. 2 is a left elevation view of the border for mattresses of FIG. 1.

FIG. 3 is a right elevation view of the border for mattresses of FIG. 1.

FIG. 4 is a rear elevation view of the border for mattresses of FIG. 1.


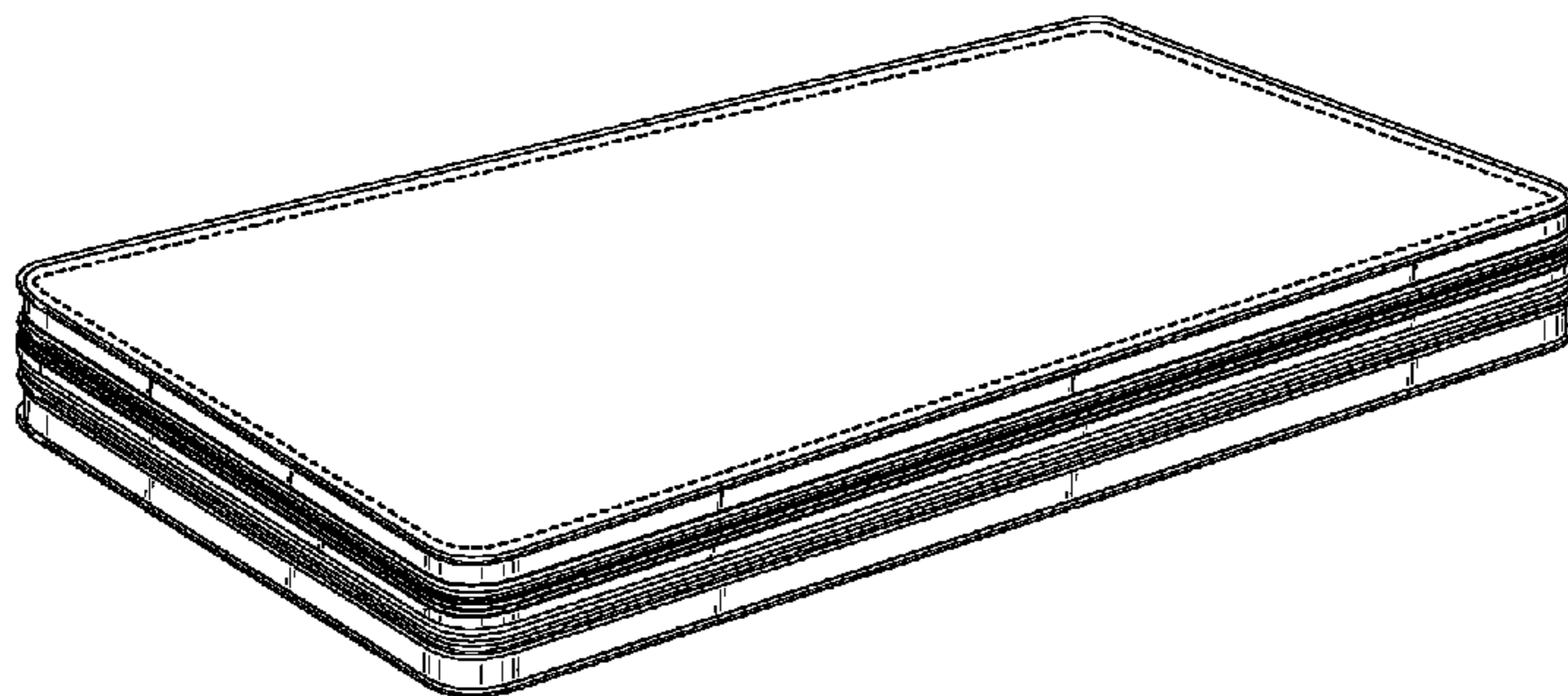
FIG. 5 is a front elevation view of the border for mattresses of FIG. 1.

FIG. 6 is a top plan view of the border for mattresses of FIG. 1, which is identical to the opposite, bottom plan view of the border for mattresses of FIG. 1; and,

FIG. 7 is an enlarged view of a corner of the border for mattresses and is illustrative of a portion of each of FIGS. 1-5 showing the design shown in closer detail.

The broken lines shown in the drawings are for environmental purposes only and form no part of the claimed design. The areas encompassed by the broken lines form no part of the claimed design.

1 Claim, 5 Drawing Sheets



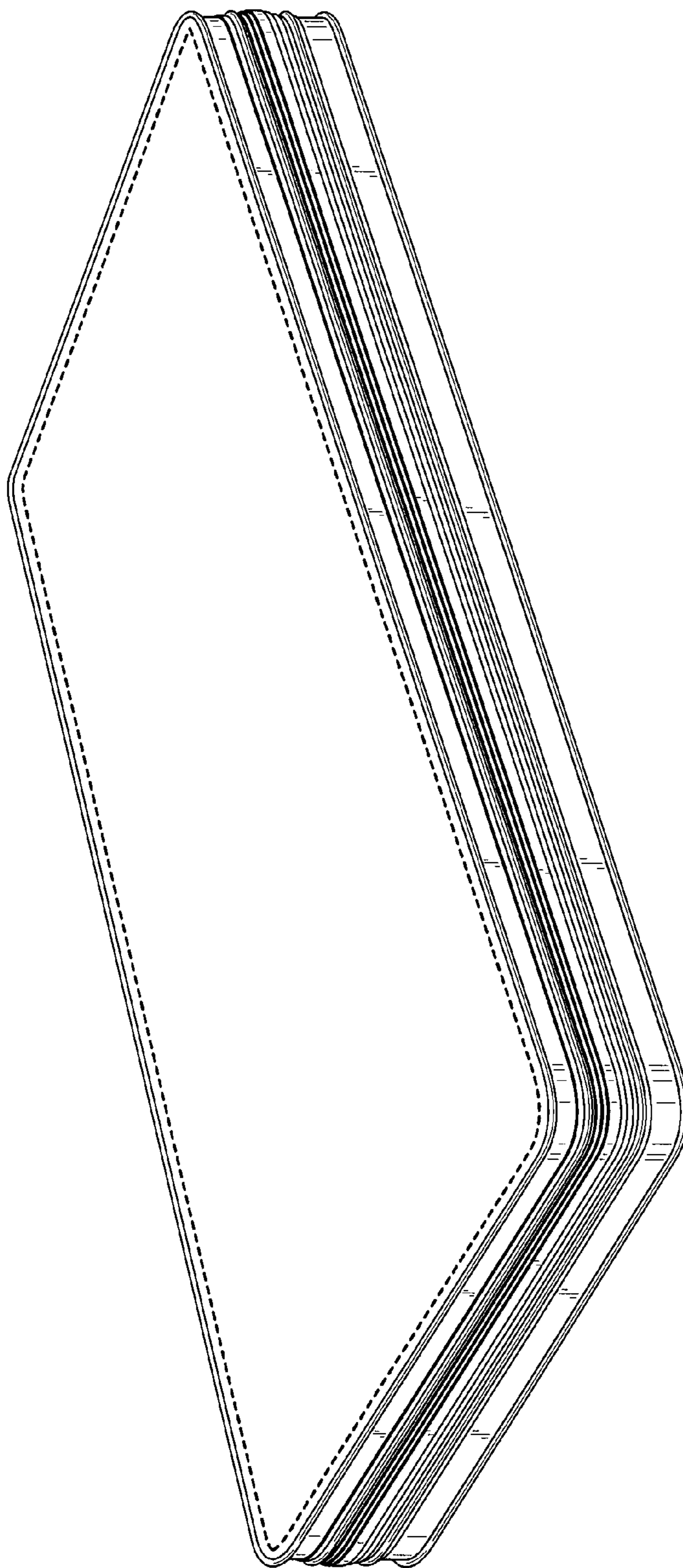


FIG. 1




FIG. 2




FIG. 3

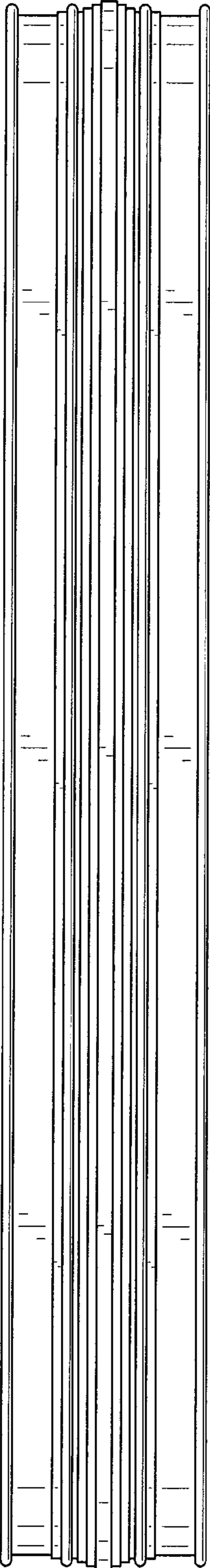


FIG. 4




FIG. 5




FIG. 6

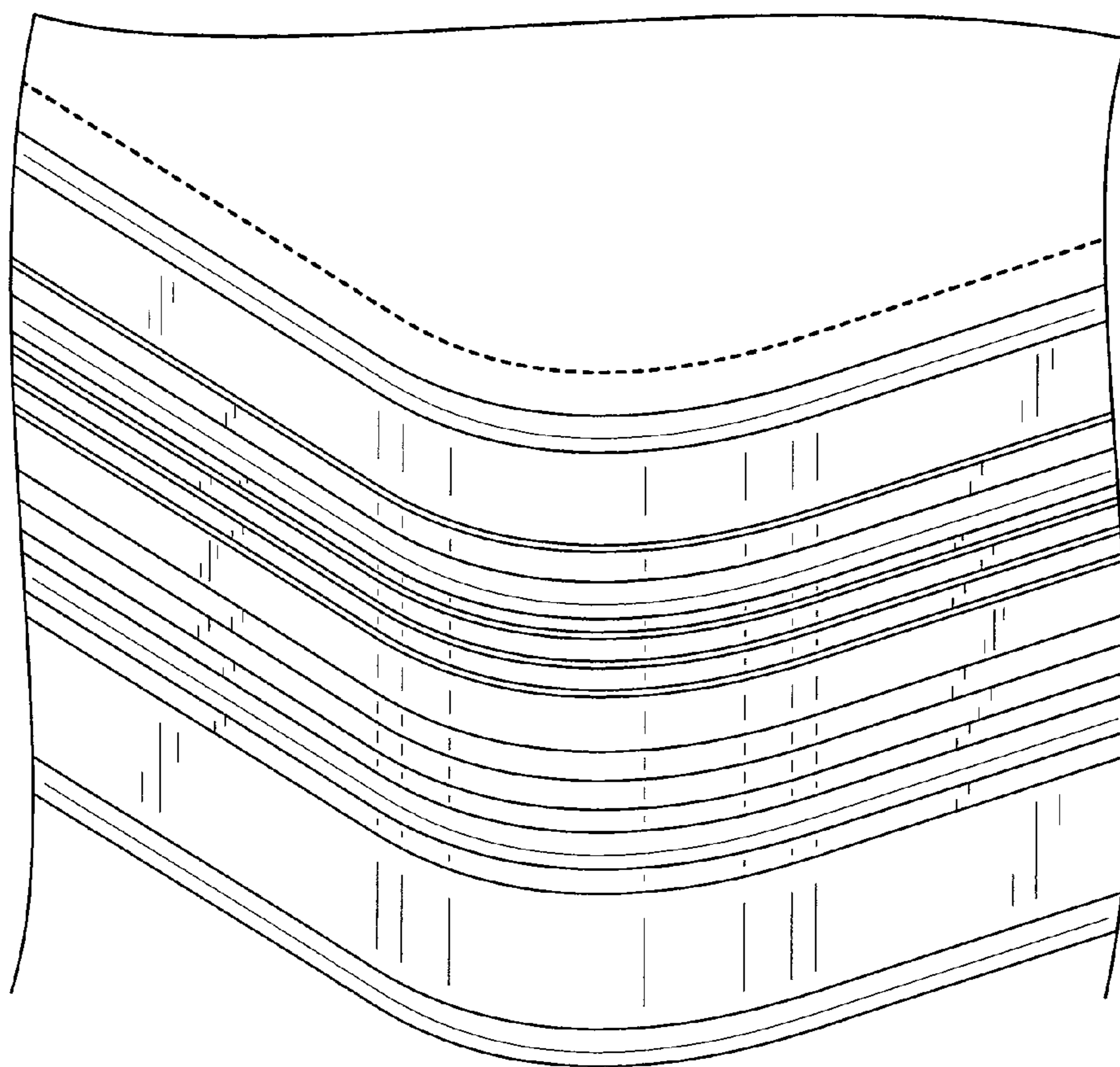


FIG. 7