



US00D673392S

(12) **United States Design Patent**
Noppe

(10) **Patent No.:** **US D673,392 S**

(45) **Date of Patent:** **** Jan. 1, 2013**

(54) **DISPLAY RACK FOR MULTIPLE ITEMS**

D540,566 S * 4/2007 Scholen et al. D6/449
D555,936 S * 11/2007 King D6/469
D618,280 S * 6/2010 Siegel D19/85

(75) Inventor: **Norbert Noppe**, Holdorf (DE)

* cited by examiner

(73) Assignee: **Poppelmann Holding GmbH & Co. KG**, Osnabrück (DE)

Primary Examiner — Kelley Donnelly

(74) *Attorney, Agent, or Firm* — Husch Blackwell LLP; H. Frederick Rusche

(**) Term: **14 Years**

(57) **CLAIM**

(21) Appl. No.: **29/390,041**

The ornamental design for a display rack for multiple items, as shown and described.

(22) Filed: **Apr. 19, 2011**

DESCRIPTION

(30) **Foreign Application Priority Data**

Nov. 22, 2010 (EM) 1001 246 060

FIG. 1 is a perspective view of a display rack for multiple items according to a first embodiment of my new design;

(51) **LOC (9) Cl.** **06-06**

FIG. 2 is a top view thereof;

(52) **U.S. Cl.** **D6/474**

FIG. 3 is a bottom view thereof;

(58) **Field of Classification Search** D6/462,

D6/467-468, 473-474, 574; D9/456-457;

211/85.18, 88.01, 134, 188; D19/75

See application file for complete search history.

FIG. 4 is front view thereof;

FIG. 5 is a right side view thereof, the left side view being a mirror image thereof;

FIG. 6 is a rear view thereof;

FIG. 7 is a perspective view of a display rack for multiple items according to a second embodiment of my new design;

FIG. 8 is a top view thereof;

FIG. 9 is a bottom view thereof;

FIG. 10 is front view thereof;

FIG. 11 is a right side view thereof, the left side view being a mirror image thereof; and,

FIG. 12 is a rear view thereof.

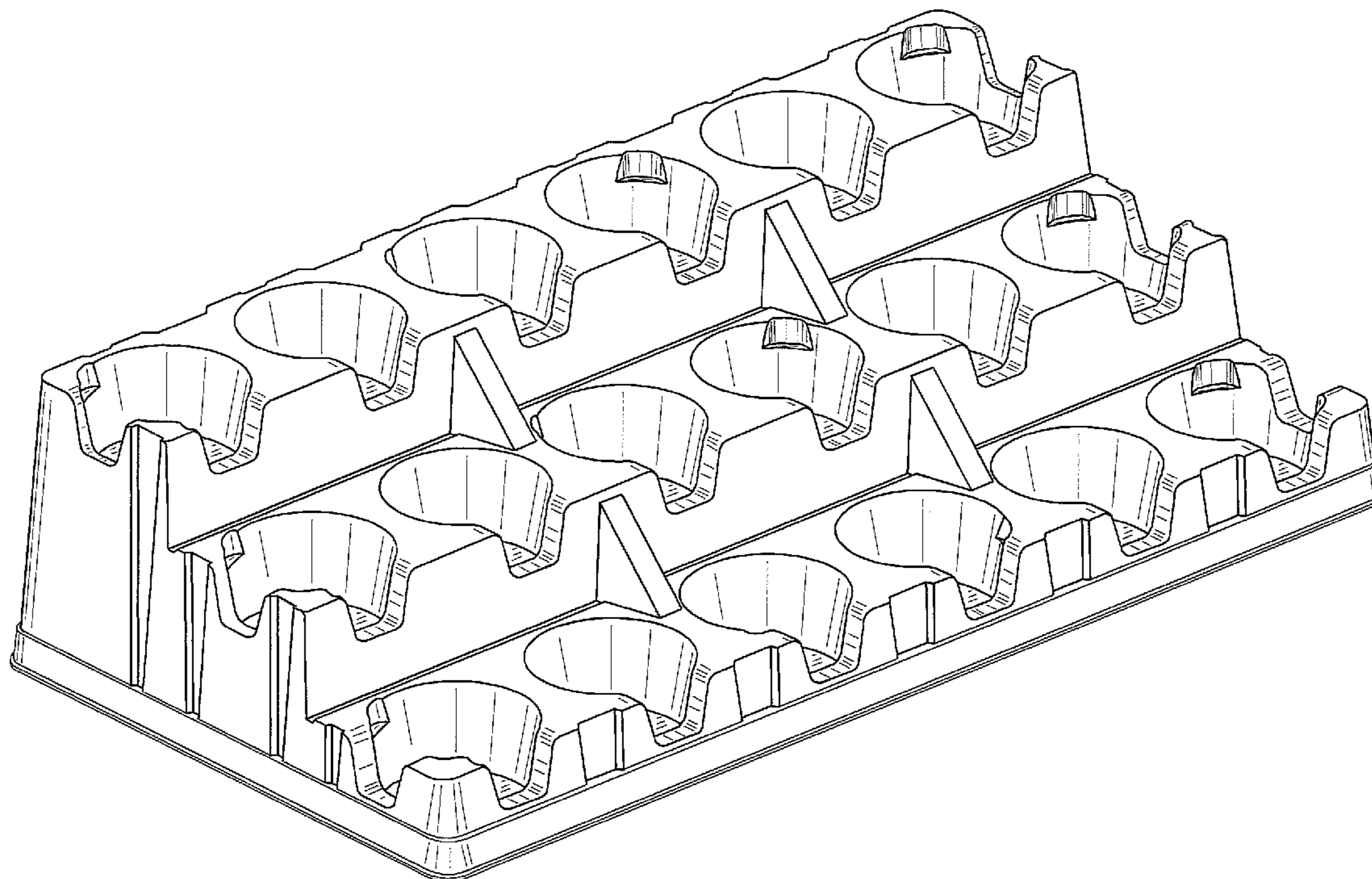
The broken line showing in FIGS. 3 and 9 are for the purpose of illustrating the environment of the design only and form no part of the claimed design.

(56) **References Cited**

U.S. PATENT DOCUMENTS

D296,630 S * 7/1988 Renold et al. D6/468
5,095,649 A * 3/1992 Brownlee 47/41.01
5,129,528 A * 7/1992 Eidsmoe et al. 211/70.6
D394,173 S * 5/1998 Habib D6/474
D403,538 S * 1/1999 Habib D6/474
6,619,486 B1 * 9/2003 Veloso 211/49.1
D507,431 S * 7/2005 Goth D6/474

1 Claim, 12 Drawing Sheets



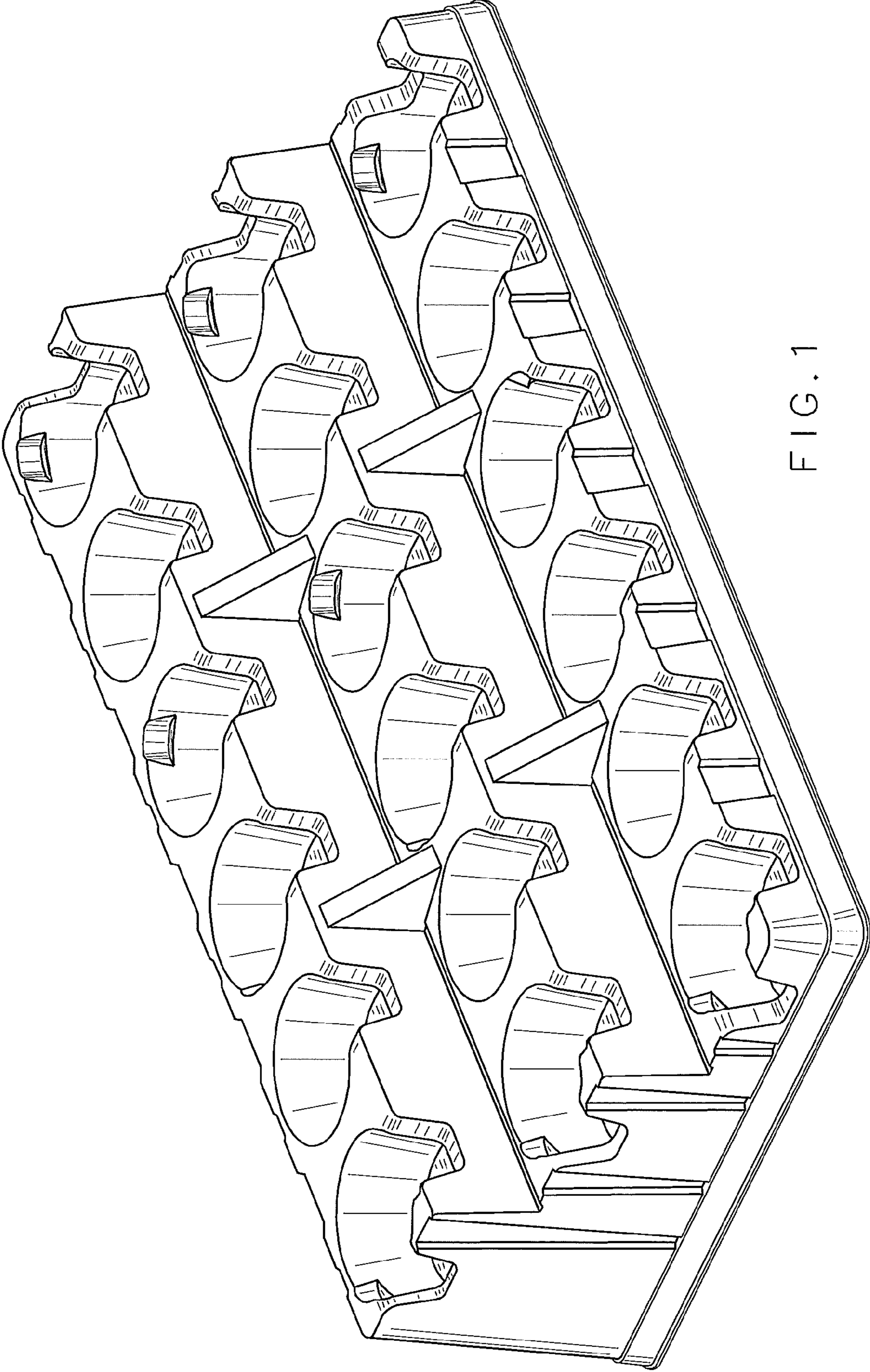


FIG. 1




FIG. 2




FIG. 3

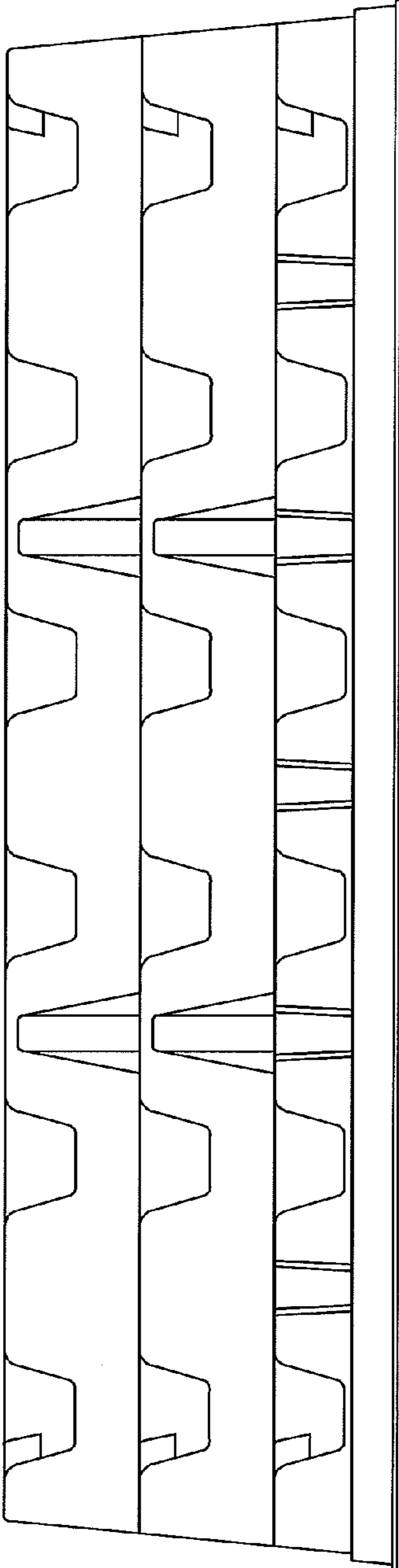


FIG. 4

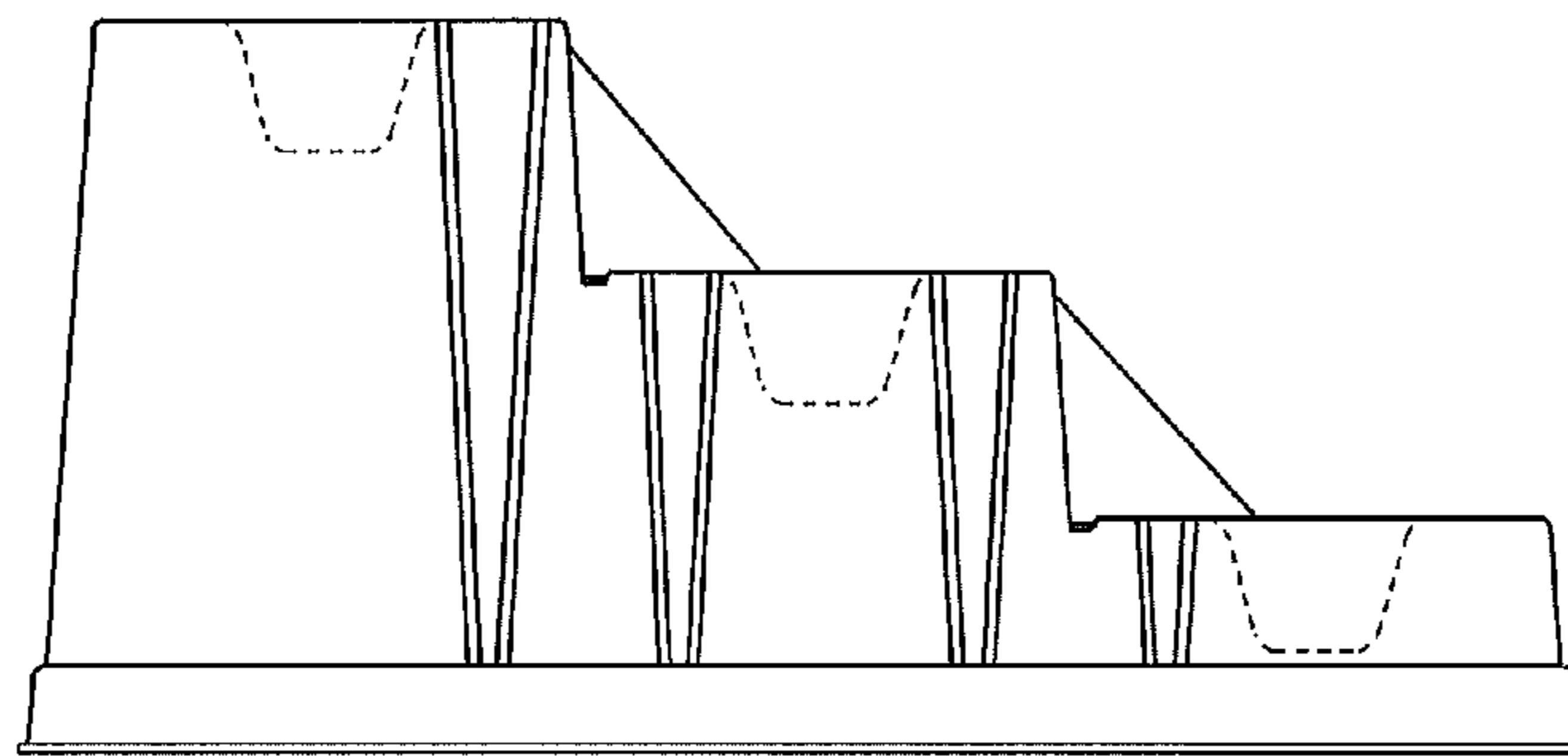


FIG. 5

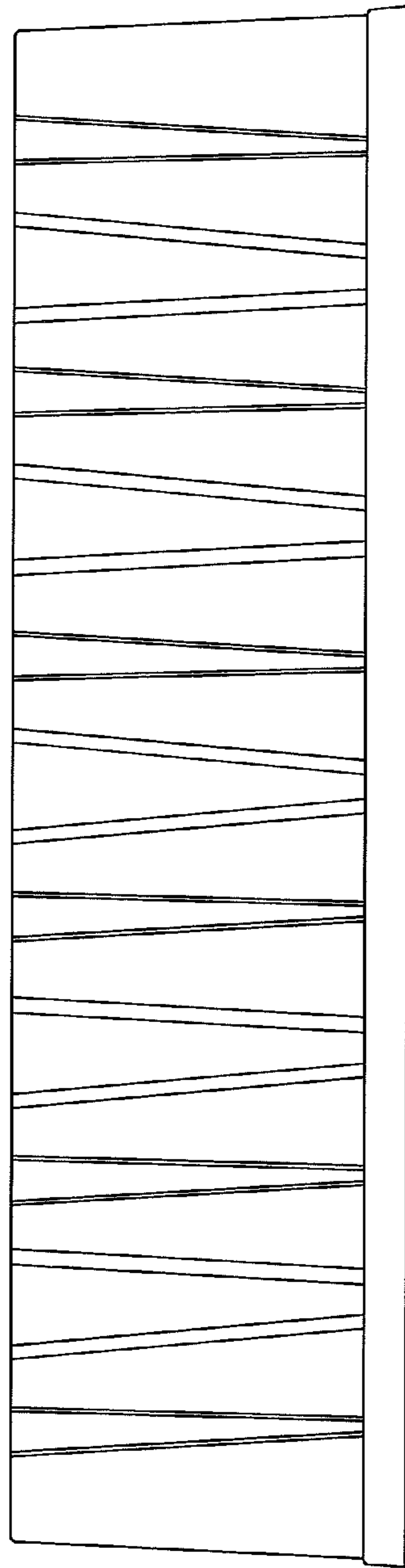


FIG. 6

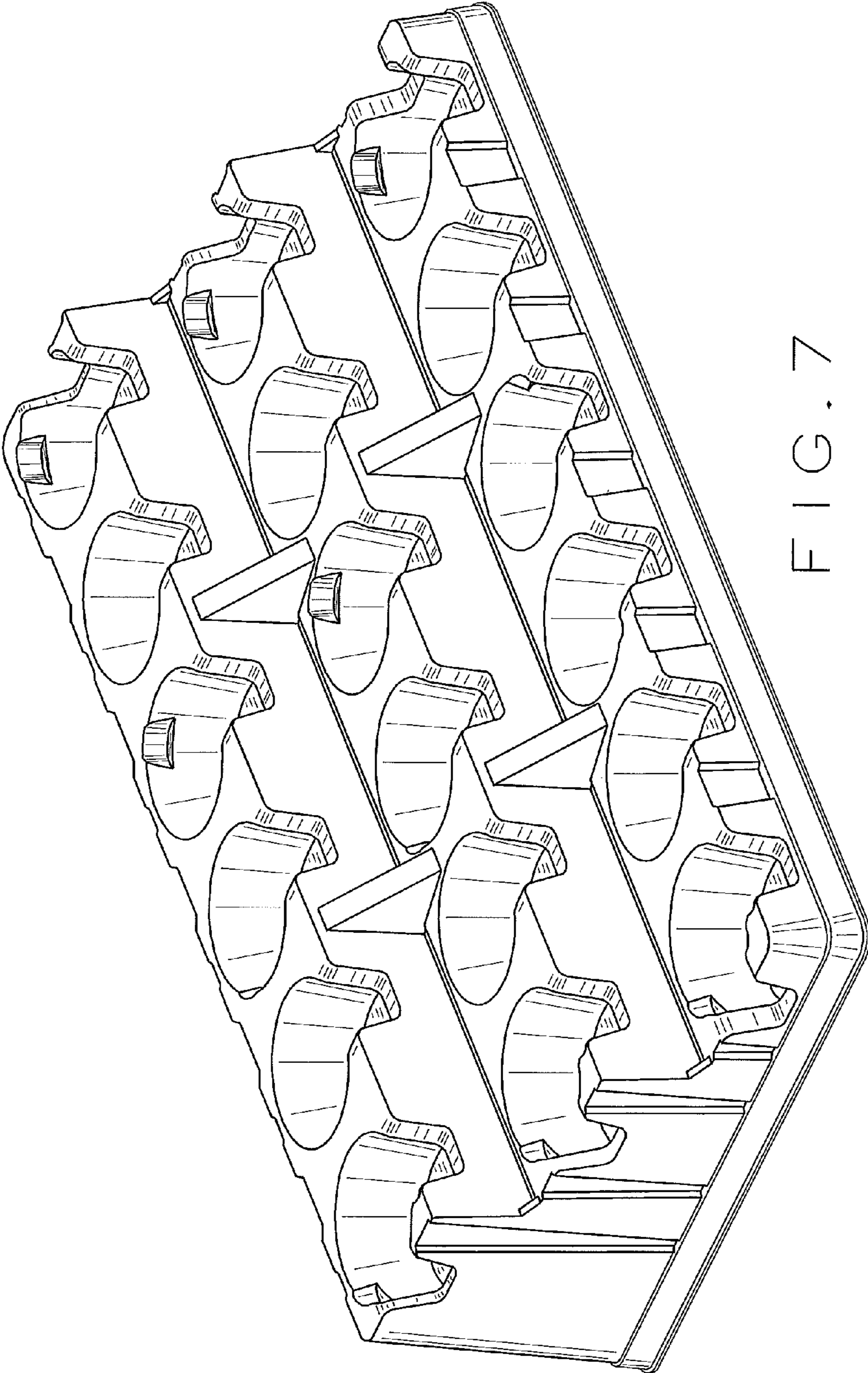


FIG. 7




FIG. 8




FIG. 9

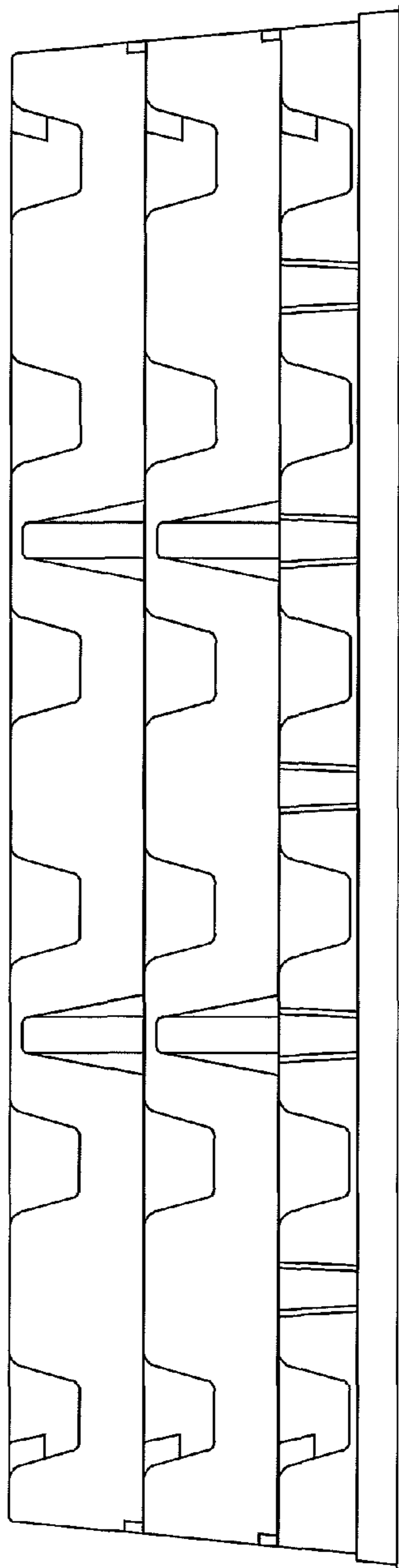


FIG. 10

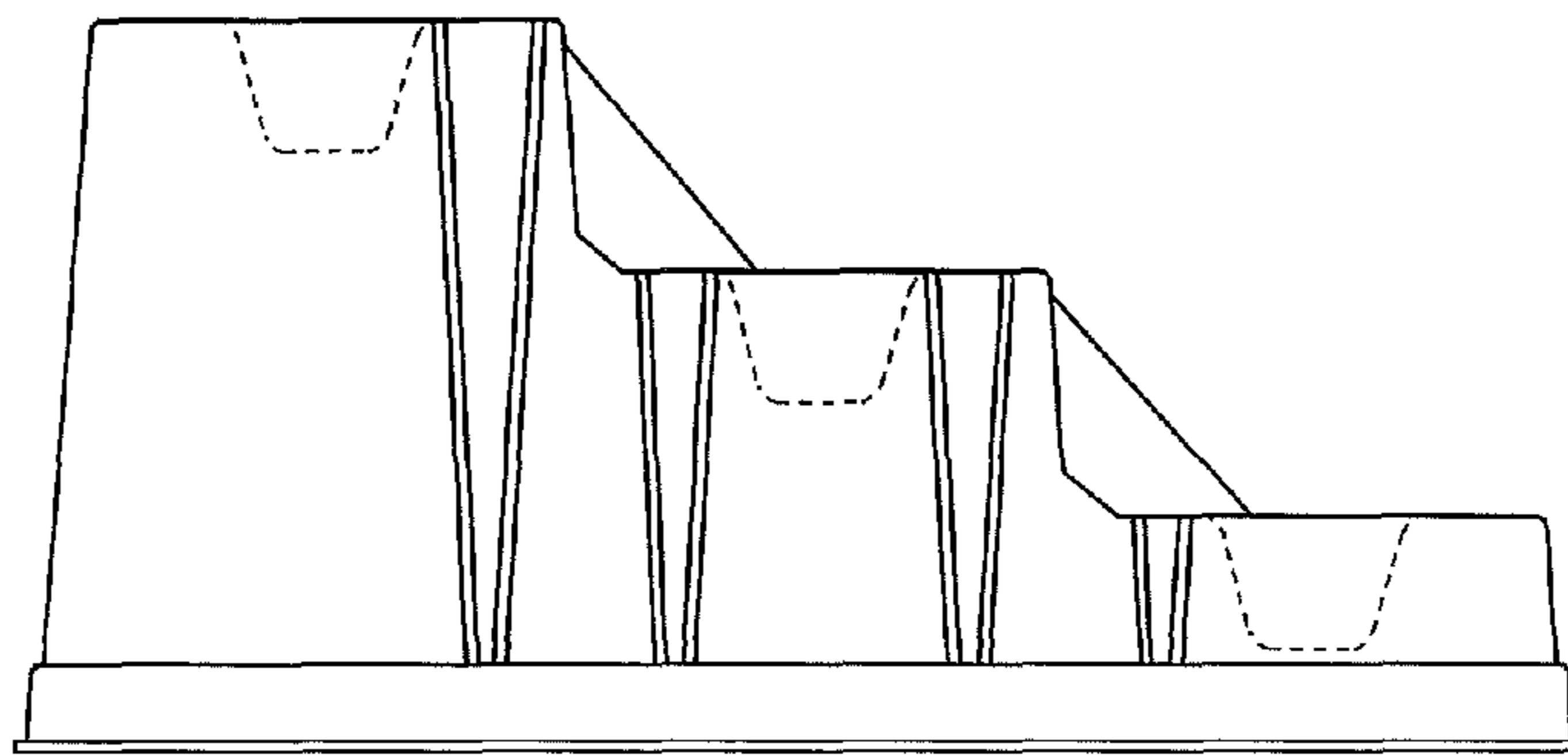


FIG. 11

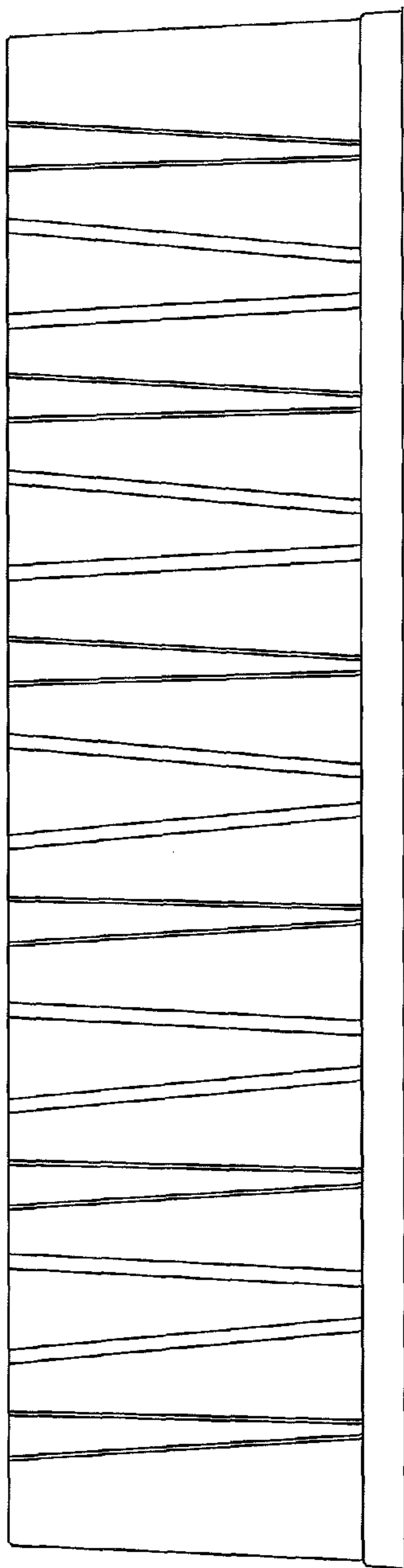


FIG. 12

UNITED STATES PATENT AND TRADEMARK OFFICE
CERTIFICATE OF CORRECTION

PATENT NO. : D673,392 S
APPLICATION NO. : 29/390041
DATED : January 1, 2013
INVENTOR(S) : Nobbe

Page 1 of 1

It is certified that error appears in the above-identified patent and that said Letters Patent is hereby corrected as shown below:

Title Page, Item (12) delete "Noppe" and insert --Nobbe--.

Title Page, Item (75) Inventor, delete "Norbert Noppe" and insert --Norbert Nobbe--.

Signed and Sealed this
Second Day of September, 2014



Michelle K. Lee
Deputy Director of the United States Patent and Trademark Office