



US00D673390S

(12) **United States Design Patent**
Sparkowski et al.

(10) **Patent No.:** **US D673,390 S**
(45) **Date of Patent:** **** Jan. 1, 2013**

(54) **DISPLAY UNIT**

(75) Inventors: **Robert P. Sparkowski**, Schaumburg, IL (US); **Blake E. Daily**, Chicago, IL (US)

(73) Assignee: **Chicago Display Marketing Corporation**, River Grove, IL (US)

(**) Term: **14 Years**

(21) Appl. No.: **29/398,121**

(22) Filed: **Jul. 26, 2011**

(51) **LOC (9) Cl.** **06-04**

(52) **U.S. Cl.** **D6/463**

(58) **Field of Classification Search** D6/396,
D6/397, 449, 450, 454-469; 211/1, 4, 10,
211/13.1, 40, 49.1, 50-52, 59.2, 71.01, 72,
211/79, 86.01, 89, 126.9, 128.1, 134, 149,
211/150, 153, 167, 181.1, 201; 108/99; 312/257.1
See application file for complete search history.

(56) **References Cited**

U.S. PATENT DOCUMENTS

426,697	A *	4/1890	Webb	211/150
1,225,903	A *	5/1917	Weston	108/99
4,540,222	A *	9/1985	Burrell	312/257.1
4,776,472	A *	10/1988	Rosen	211/187
5,022,535	A *	6/1991	Spamer	211/59.2
6,585,120	B2 *	7/2003	Robertson	211/59.2
6,789,688	B2 *	9/2004	Roush et al.	211/201
6,955,268	B2 *	10/2005	Waldron	211/51
D515,336	S	2/2006	Sparkowski		

D534,375	S *	1/2007	Sparkowski	D6/465
D573,369	S *	7/2008	Sparkowski	D6/463
D598,220	S *	8/2009	Sparkowski	D6/464
2011/0266239	A1 *	11/2011	Daily	211/149

* cited by examiner

Primary Examiner — Mary Ann Calabrese

(74) *Attorney, Agent, or Firm* — Jansson Shupe & Munger Ltd.

(57) **CLAIM**

We claim the ornamental design for a display unit, as shown and described.

DESCRIPTION

FIG. 1 is a front view of a display unit embodying the present invention.

FIG. 2 is an enlarged left side view of the display unit shown in FIG. 1.

FIG. 3 is an enlarged right side view of the display unit shown in FIG. 1.

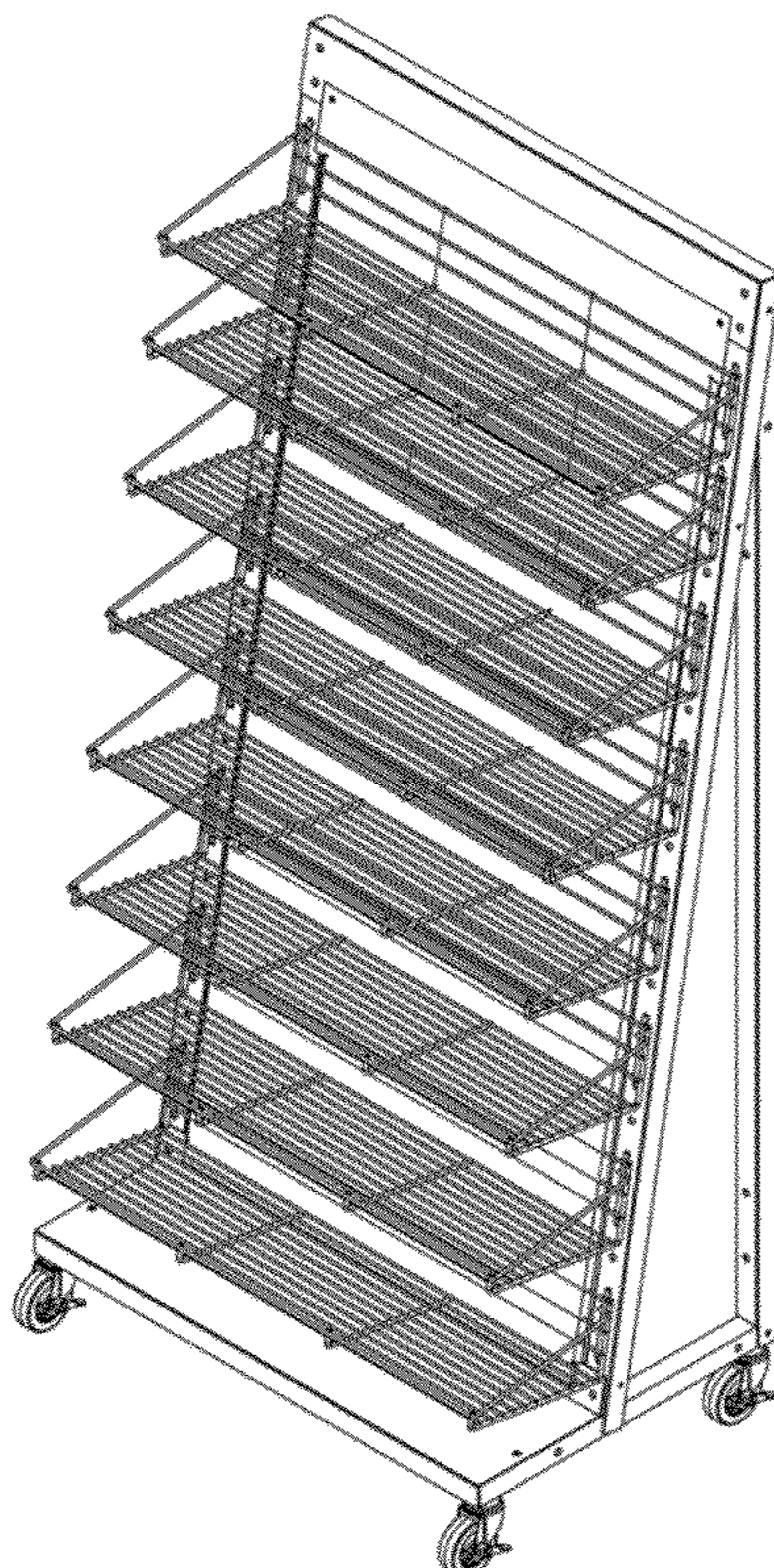
FIG. 4 is an enlarged back side view of the display unit shown in FIG. 1.

FIG. 5 is an enlarged top side view of the display unit shown in FIG. 1.

FIG. 6 is an enlarged bottom side view of the display unit shown in FIG. 1; and,

FIG. 7 is a perspective view of the display unit shown in FIG. 1.

1 Claim, 7 Drawing Sheets



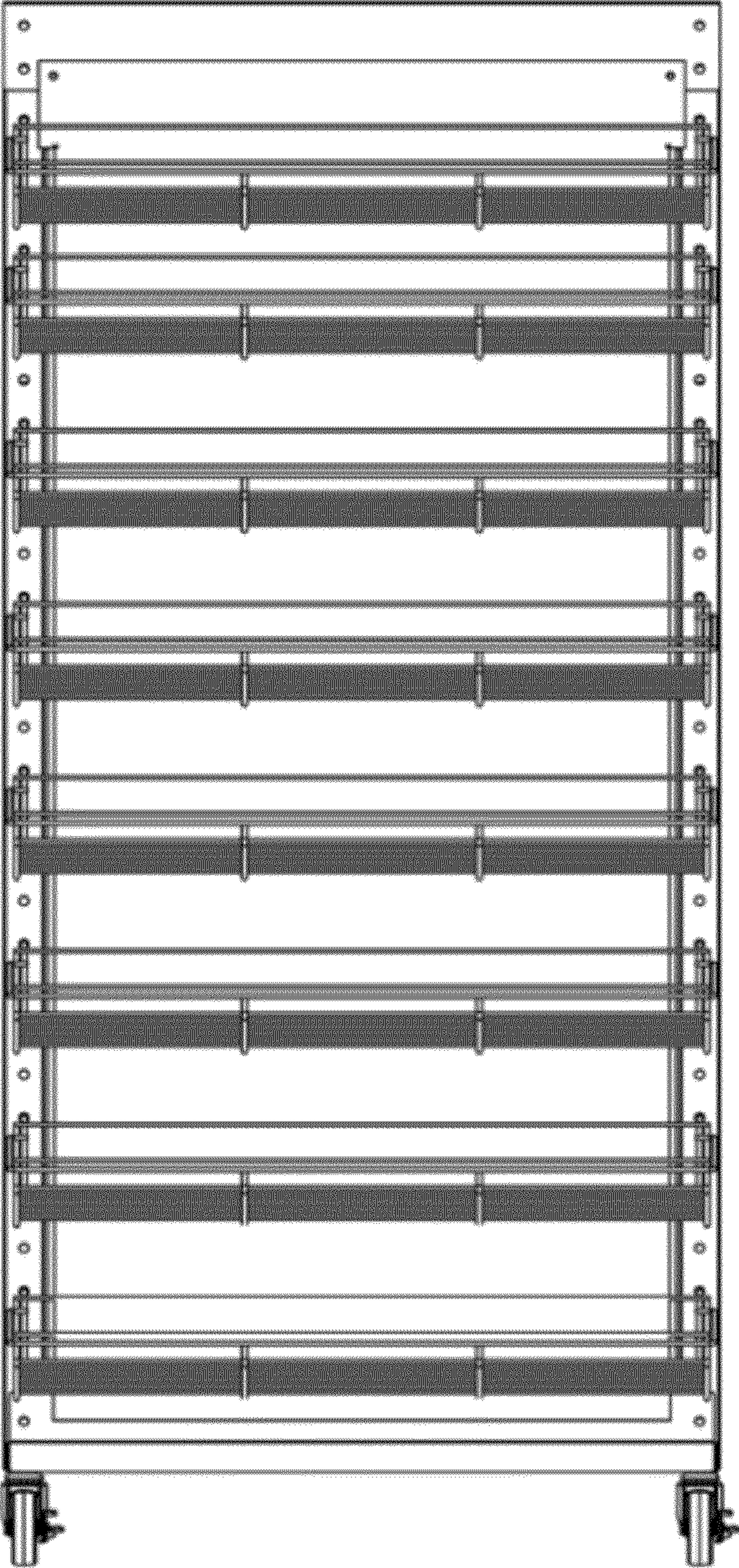


Fig. 1

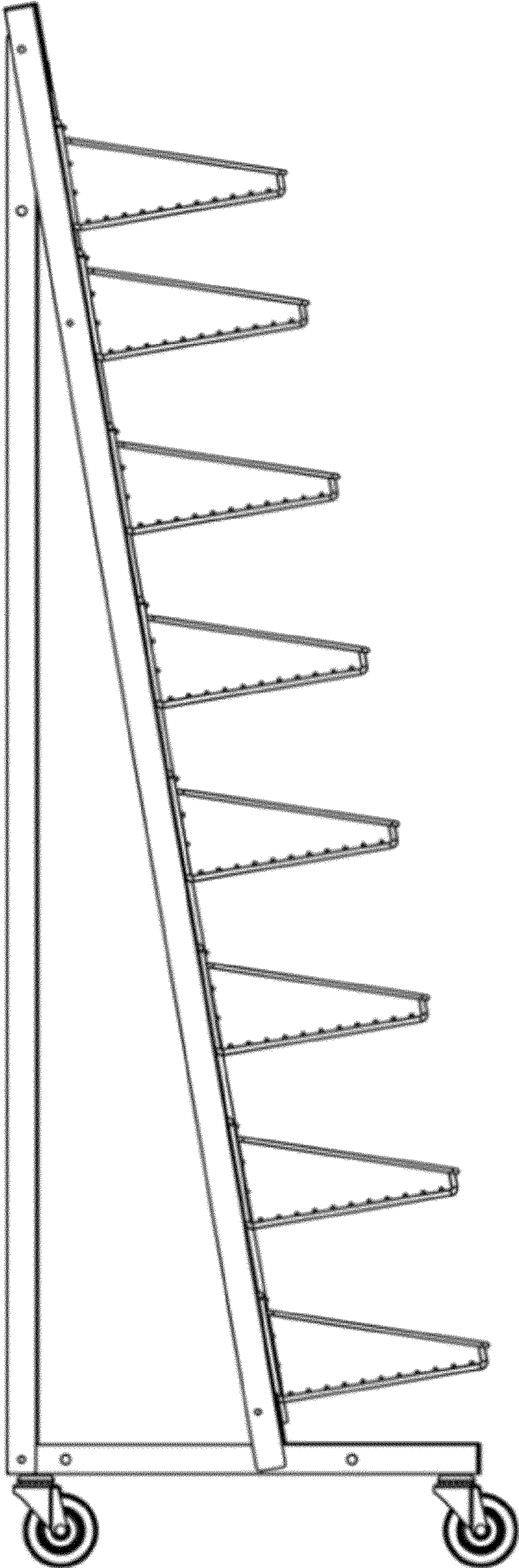


Fig. 2

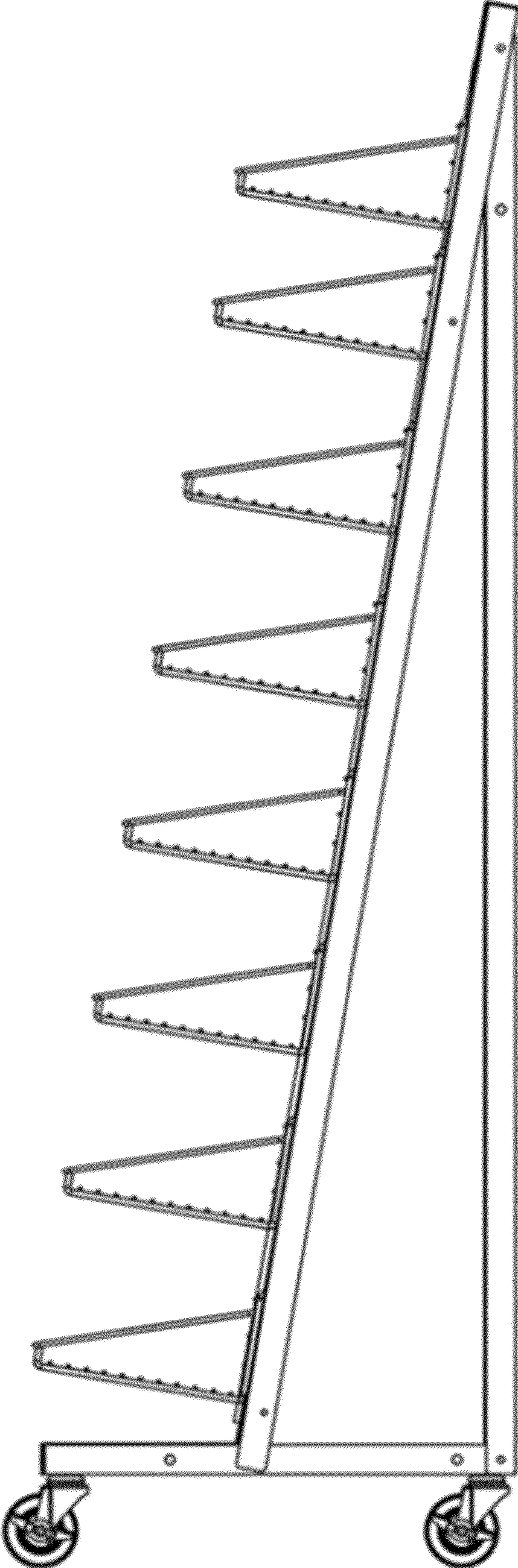


Fig. 3




Fig. 4




Fig. 5




Fig. 6

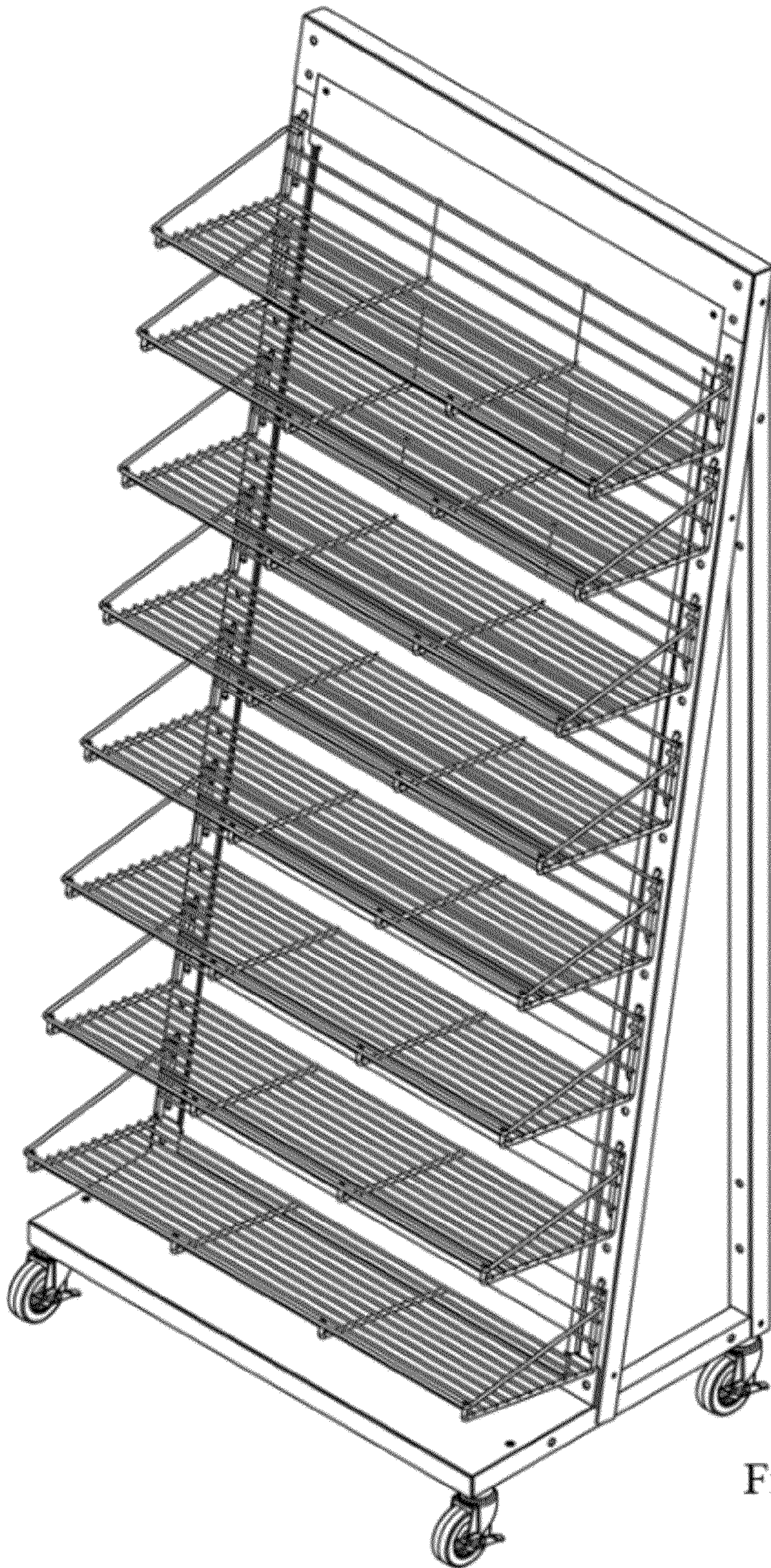


Fig. 7