



US00D673383S

(12) **United States Design Patent**
Giugiaro

(10) **Patent No.:** **US D673,383 S**
(45) **Date of Patent:** **** Jan. 1, 2013**

(54) **CHAIR**
(75) Inventor: **Fabrizio Giugiaro**, Turin (IT)
(73) Assignee: **Okamura Corporation**, Kanagawa (JP)
(**) Term: **14 Years**
(21) Appl. No.: **29/418,890**
(22) Filed: **Apr. 23, 2012**

7,216,933	B2	*	5/2007	Schmidt et al.	297/284.4
D605,866	S	*	12/2009	Igarashi	D6/365
D611,261	S	*	3/2010	Igarashi	D6/365
D613,086	S	*	4/2010	Fujita	D6/366
D615,783	S	*	5/2010	Igarashi	D6/502
D616,654	S	*	6/2010	Igarashi	D6/365
D637,839	S	*	5/2011	Piretti	D6/500
D641,576	S	*	7/2011	Giugiaro	D6/502
D642,393	S	*	8/2011	Giugiaro	D6/366
D642,394	S	*	8/2011	Giugiaro	D6/366
D642,817	S	*	8/2011	Giugiaro	D6/366

* cited by examiner

(30) **Foreign Application Priority Data**
Oct. 31, 2011 (JP) 2011-025192

Primary Examiner — Ricky Pham
(74) *Attorney, Agent, or Firm* — Sughrue Mion, PLLC

(51) **LOC (9) Cl.** **06-01**
(52) **U.S. Cl.** **D6/364**
(58) **Field of Classification Search** D6/334–336,
D6/360–369, 373–374, 379–380, 498, 500–502,
D6/601; 297/228.1, 284.1–284.5, 291, 297,
297/303.1, 411.2, 411.27–411.29, 452.13,
297/452.19, 452.21, 452.29, 452.3, 452.56,
297/452.63

(57) **CLAIM**
The ornamental design for a chair, as shown and described.

See application file for complete search history.

DESCRIPTION

FIG. 1 is a perspective view from the front side of a chair;
FIG. 2 is a perspective view from the rear side thereof;
FIG. 3 is a front elevation view thereof;
FIG. 4 is a right side elevation view thereof;
FIG. 5 is a left side elevation view thereof;
FIG. 6 is a top plan view thereof;
FIG. 7 is a rear elevation view thereof; and,
FIG. 8 is a bottom plan view thereof.

(56) **References Cited**
U.S. PATENT DOCUMENTS
D438,733 S * 3/2001 Jenkins et al. D6/502
D442,400 S * 5/2001 Simons et al. D6/500

1 Claim, 8 Drawing Sheets



FIG. 1



FIG.2



FIG.3



FIG.4




FIG.5

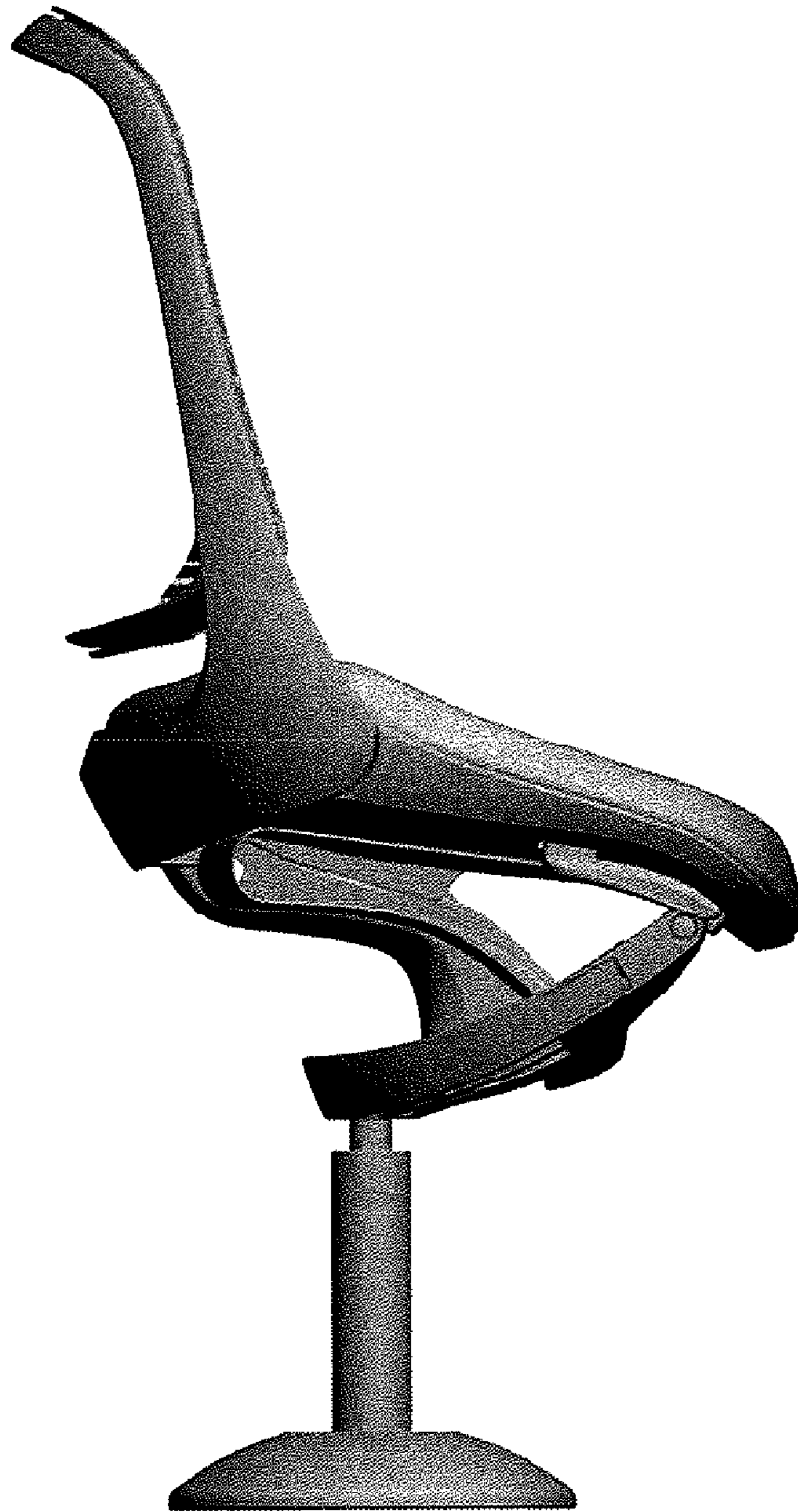


FIG. 6



FIG. 7




FIG. 8

