



US00D673378S

(12) **United States Design Patent**
Lewis

(10) **Patent No.:** **US D673,378 S**
(45) **Date of Patent:** **** *Jan. 1, 2013**

(54) **SCARF HANGER**

(76) Inventor: **Jeanette Lynn Lewis**, Bloomfield Hills, MI (US)

(*) Notice: This patent is subject to a terminal disclaimer.

(**) Term: **14 Years**

(21) Appl. No.: **29/387,415**

(22) Filed: **Mar. 13, 2011**

(51) **LOC (9) Cl.** **06-07**

(52) **U.S. Cl.** **D6/315**

(58) **Field of Classification Search** D6/315-328;
223/85-98; 211/13.1, 86.01
See application file for complete search history.

(56) **References Cited**

U.S. PATENT DOCUMENTS

1,851,045	A *	3/1932	Holstein	223/97
2,634,031	A *	4/1953	Klein	223/88
2,829,810	A *	4/1958	Wilson	223/88
3,887,079	A *	6/1975	Crew	211/118

D249,007	S *	8/1978	Knobel et al.	D6/317
4,136,784	A *	1/1979	Knobel et al.	211/119
4,453,655	A *	6/1984	Smilow et al.	223/87
D323,748	S *	2/1992	LaCroix et al.	D6/315
D342,834	S *	1/1994	Lorenzana	D6/315
D394,557	S *	5/1998	Wilcox	D6/318
D407,565	S *	4/1999	Wilcox	D6/319
D543,367	S *	5/2007	Sack	D6/315

* cited by examiner

Primary Examiner — Prabhakar Deshmukh


(57) **CLAIM**

The ornamental design for a scarf hanger, as shown and described.

DESCRIPTION

FIG. 1 is a front elevational view of a scarf hanger showing my new design;
FIG. 2 is a right side elevational view thereof;
FIG. 3 is a left side elevational view thereof;
FIG. 4 is a rear elevational view thereof;
FIG. 5 is a bottom plan view thereof; and,
FIG. 6 is a top plan view thereof.

1 Claim, 4 Drawing Sheets



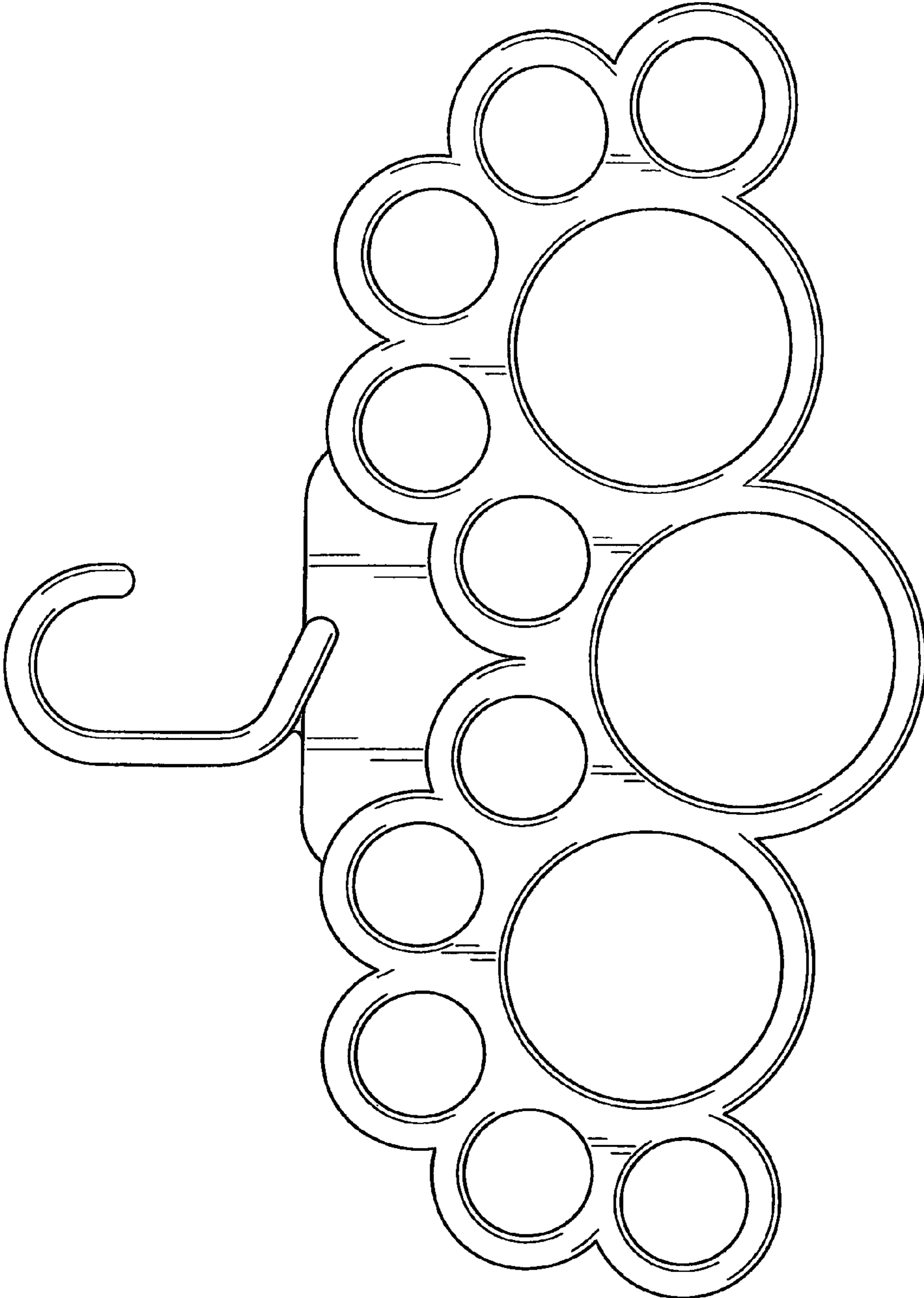


FIG. 1



FIG. 3

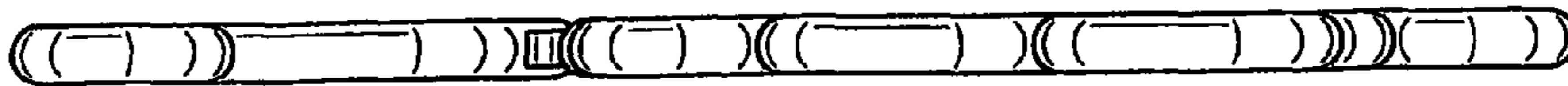


FIG. 2

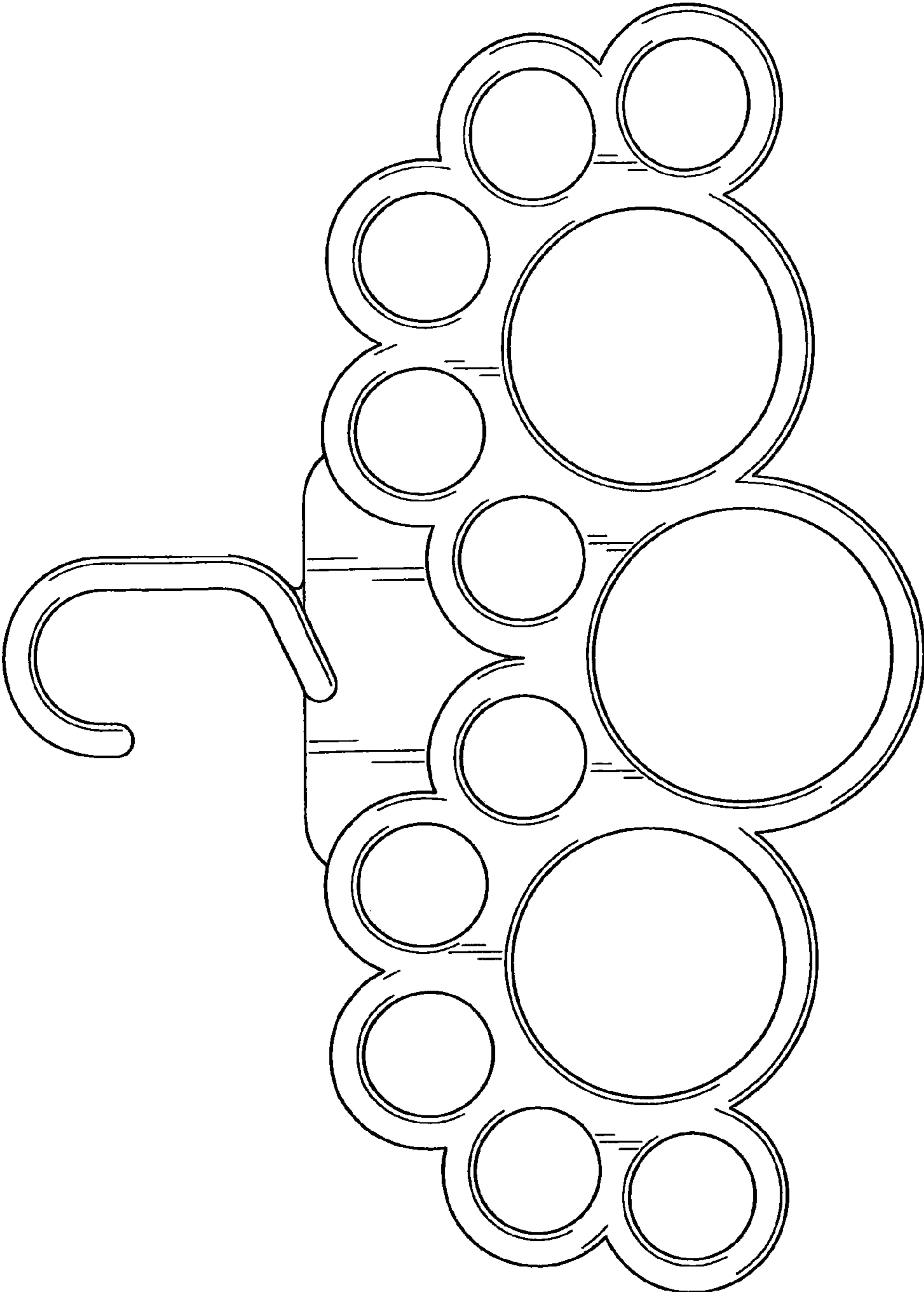


FIG. 4



FIG. 5



FIG. 6