



US00D673373S

(12) **United States Design Patent**
Sherman et al.

(10) **Patent No.:** **US D673,373 S**
(45) **Date of Patent:** **** Jan. 1, 2013**

(54) **BRUSH**

(75) Inventors: **Michael Sherman**, Mooresville, NC (US); **Lane Ball**, Statesville, NC (US)

(73) Assignee: **Zibra, LLC**, Morresville, NC (US)

(**) Term: **14 Years**

(21) Appl. No.: **29/422,895**

(22) Filed: **May 24, 2012**

(51) **LOC (9) Cl.** **04-04**

(52) **U.S. Cl.** **D4/138; D4/132**

(58) **Field of Classification Search** D4/132-138;
D8/45, 105, 107; 15/143.1, 145, 159.1, 160,
15/166, 168, 171, 173, 175, 190-196; 16/110.1,
16/430, 431

See application file for complete search history.

(56) **References Cited**

U.S. PATENT DOCUMENTS

D199,520	S	*	11/1964	Jones	D4/129
D267,986	S	*	2/1983	Flower	D4/135
D279,254	S	*	6/1985	Smith et al.	D8/107
D345,058	S	*	3/1994	Merritt	D4/138
D367,963	S	*	3/1996	Mayer	D4/138
D417,381	S	*	12/1999	Bhatti	D8/107
6,145,151	A	*	11/2000	Herron et al.	15/143.1
D435,935	S	*	1/2001	Nobile et al.	D28/48
D465,657	S	*	11/2002	Woodnorth et al.	D4/135
D491,729	S	*	6/2004	Woodnorth et al.	D4/138
D507,407	S	*	7/2005	Woods	D4/132
D576,800	S	*	9/2008	Bruno et al.	D4/114
D636,605	S	*	4/2011	Wholey	D4/138

* cited by examiner

Primary Examiner — Melanie H Tung

Assistant Examiner — Lavone D Tabor

(74) *Attorney, Agent, or Firm* — Tillman Wright, PLLC;
Chad D. Tillman

(57) **CLAIM**

The ornamental design for a brush, as shown and described.

DESCRIPTION

FIG. 1 is a perspective view of a brush in accordance with a first embodiment of the invention.

FIG. 2 is a front elevational view of the brush of FIG. 1.

FIG. 3 is a back elevational view of the brush of FIG. 1.

FIG. 4 is a top view of the brush of FIG. 1.

FIG. 5 is bottom view of the brush of FIG. 1.

FIG. 6 is a first side view of the brush of FIG. 1.

FIG. 7 is a second side view of the brush of FIG. 1.

FIG. 8 is a perspective view of a brush in accordance with a second embodiment of the invention.

FIG. 9 is a front elevational view of the brush of FIG. 8.

FIG. 10 is a back elevational view of the brush of FIG. 8.

FIG. 11 is a top view of the brush of FIG. 8.

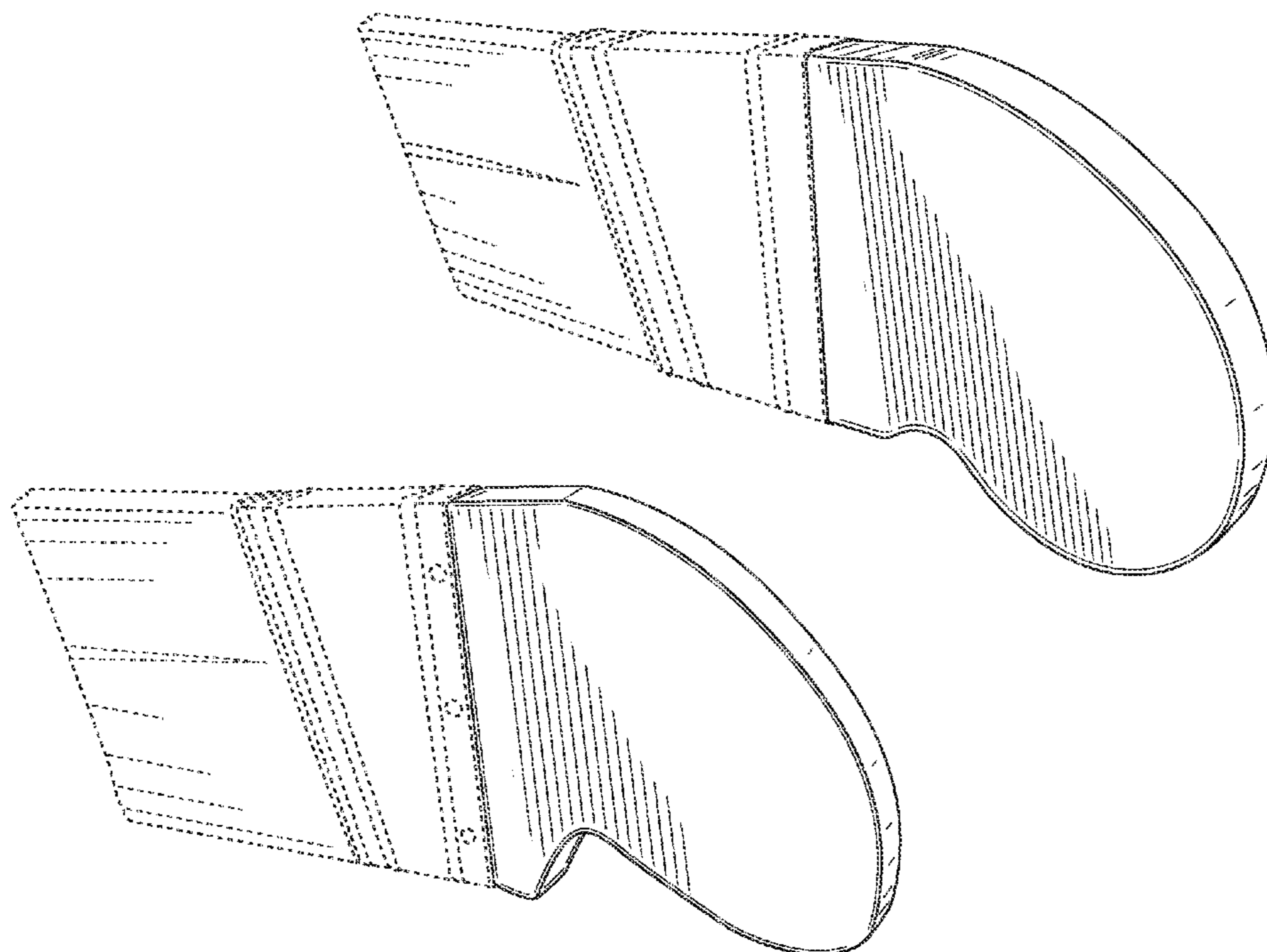
FIG. 12 is bottom view of the brush of FIG. 8.

FIG. 13 is a first side view of the brush of FIG. 8; and,

FIG. 14 is a second side view of the brush of FIG. 8.

The broken lines showing the head portion of the brush form no part of the claimed design.

1 Claim, 10 Drawing Sheets



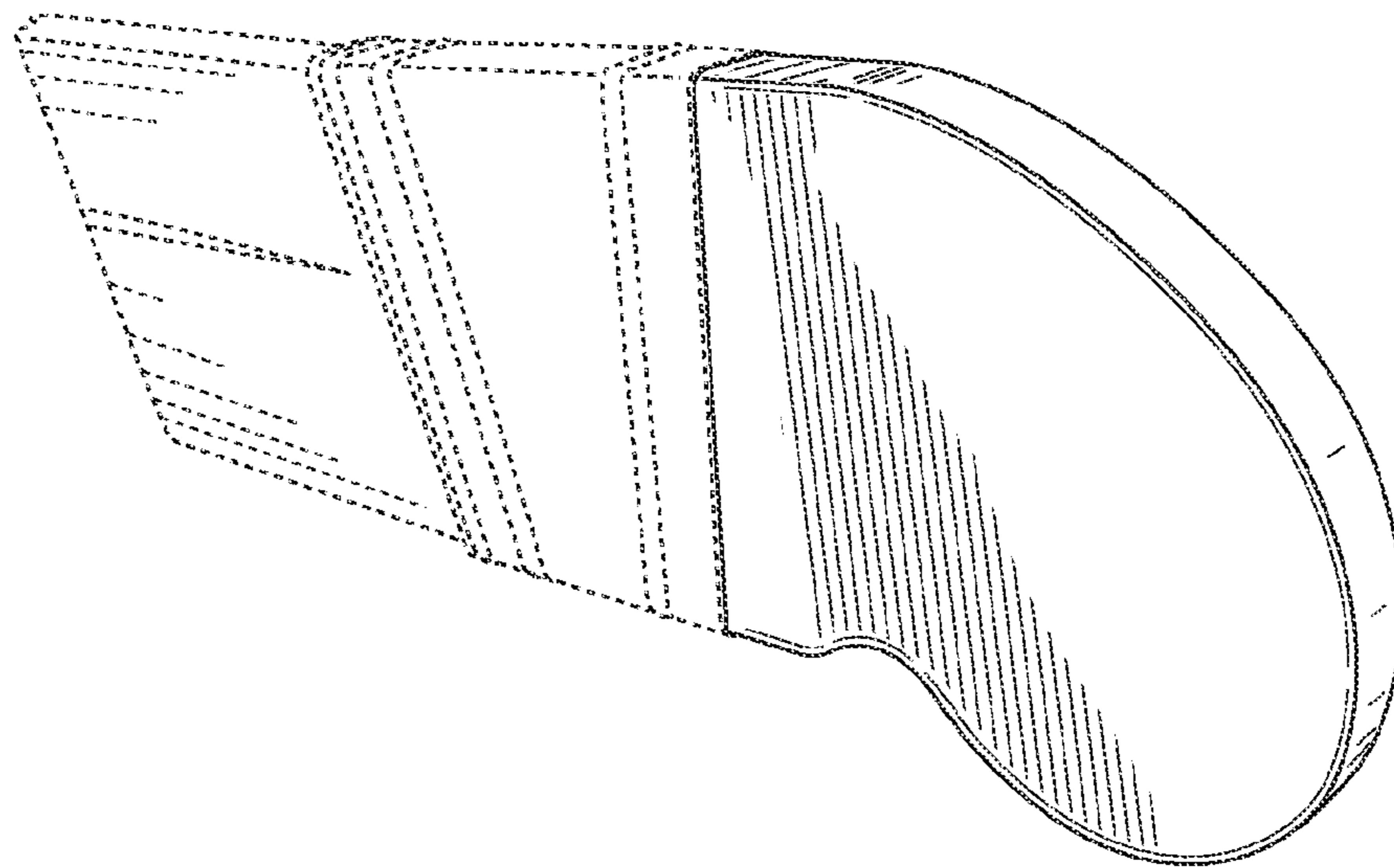


FIG. 1

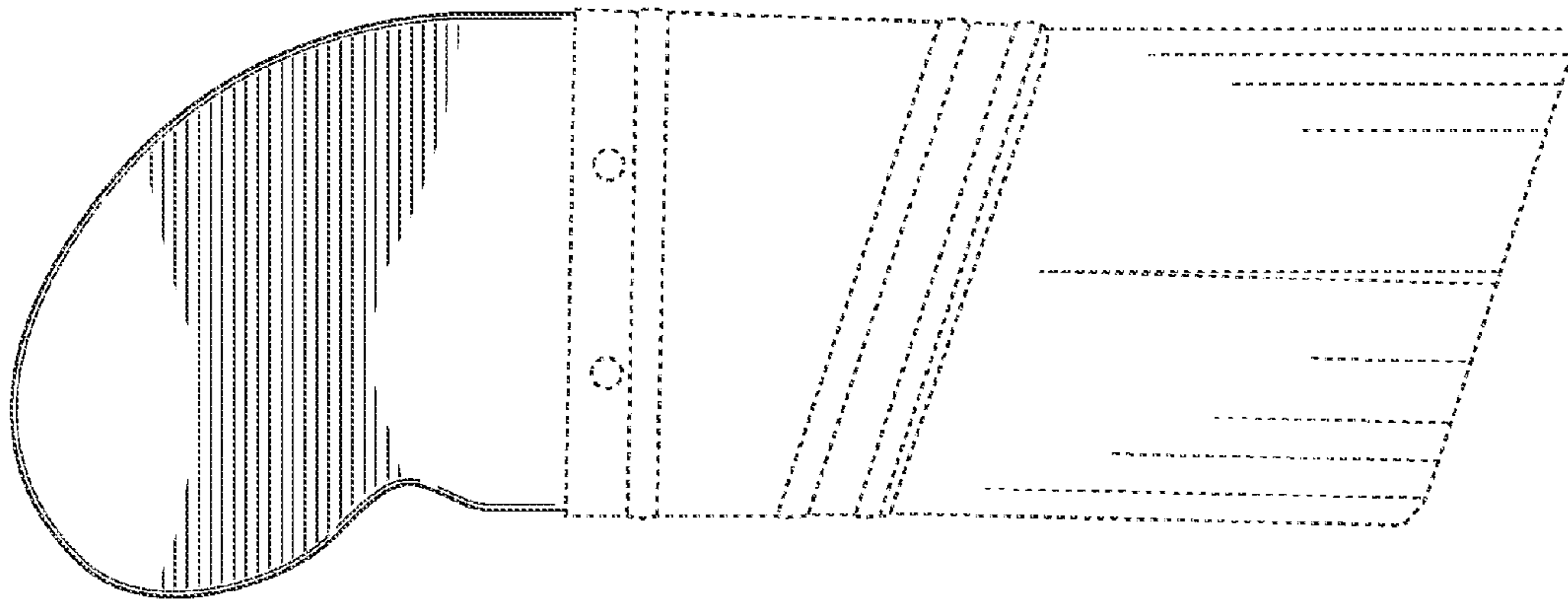


FIG. 2

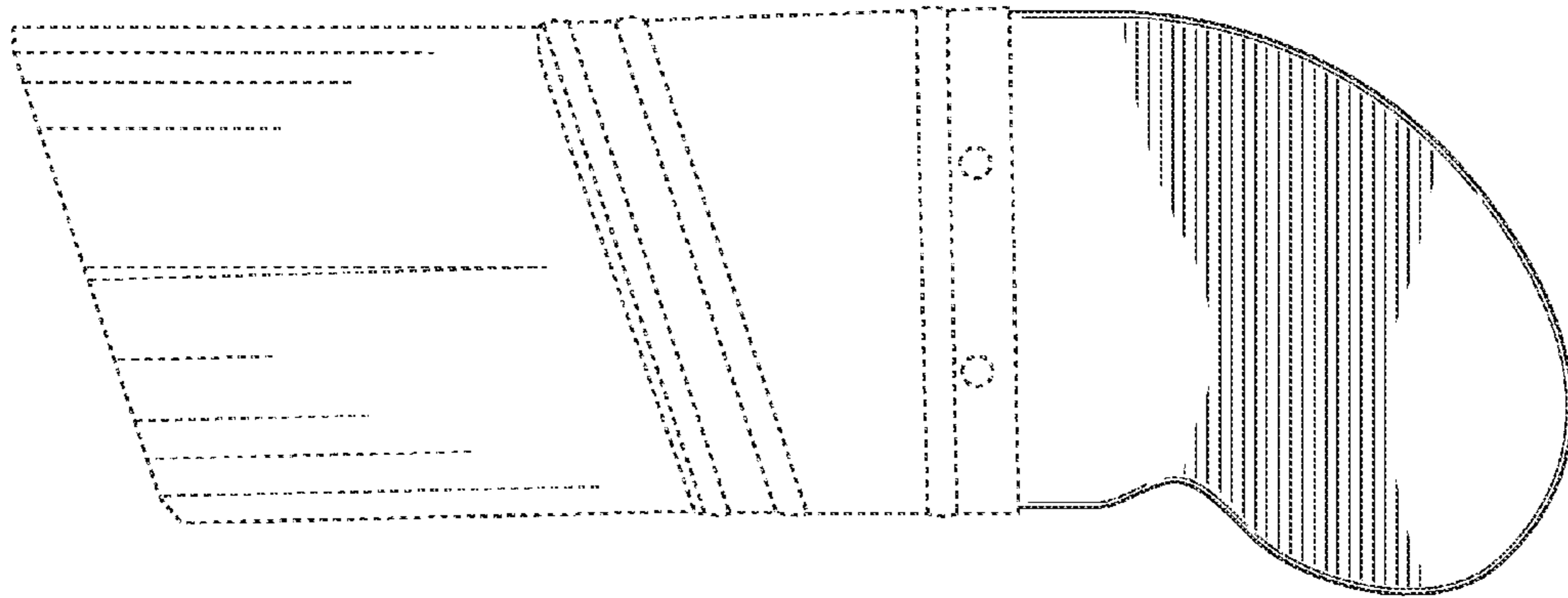


FIG. 3



FIG. 4



FIG. 5




FIG. 6




FIG. 7

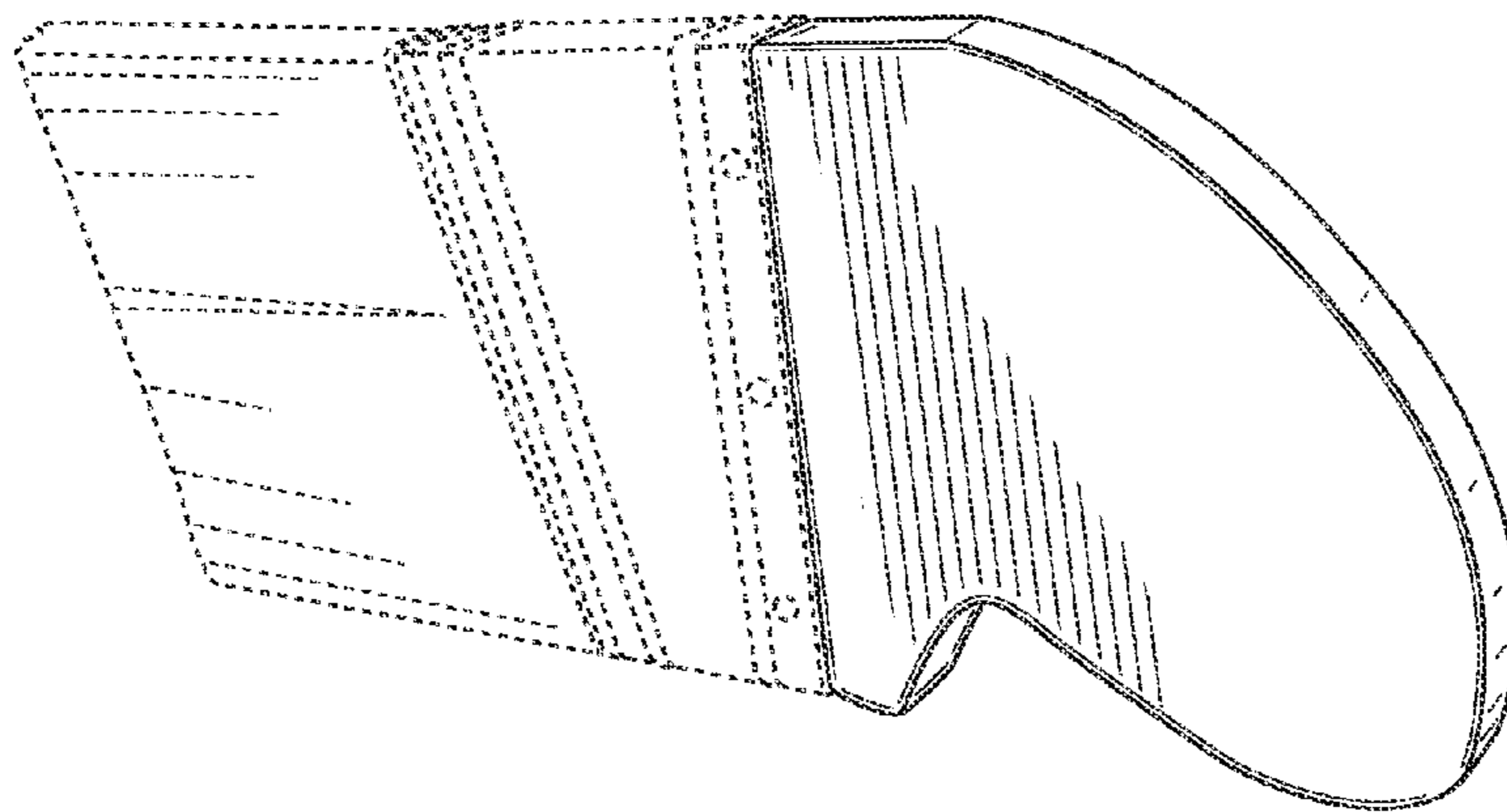


FIG. 8

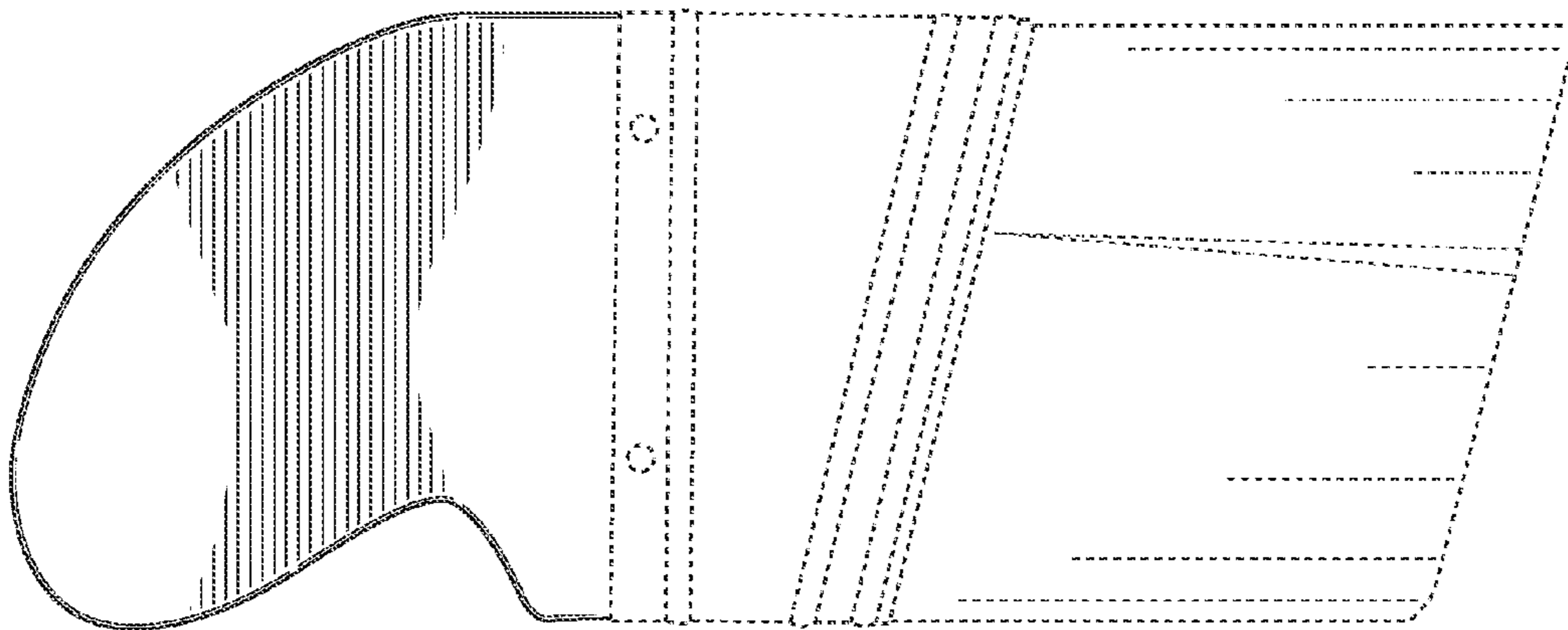


FIG. 9

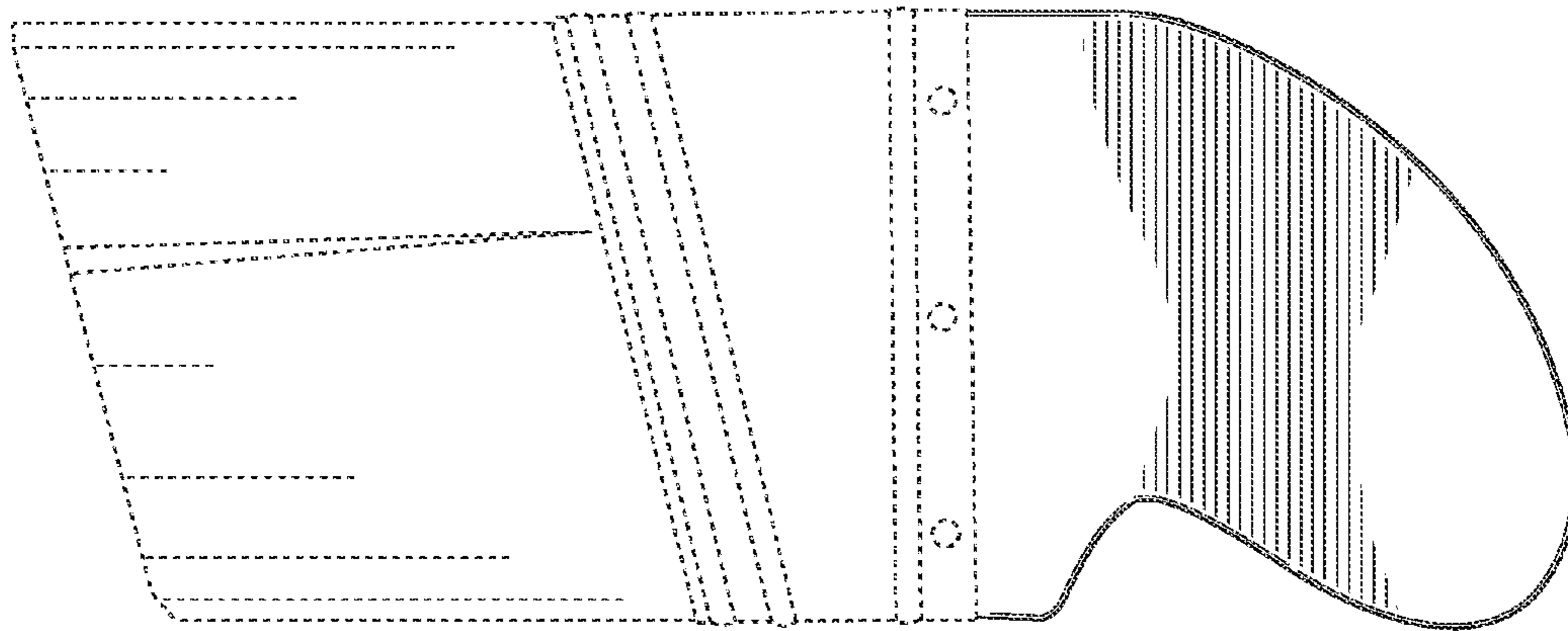


FIG. 10




FIG. 11

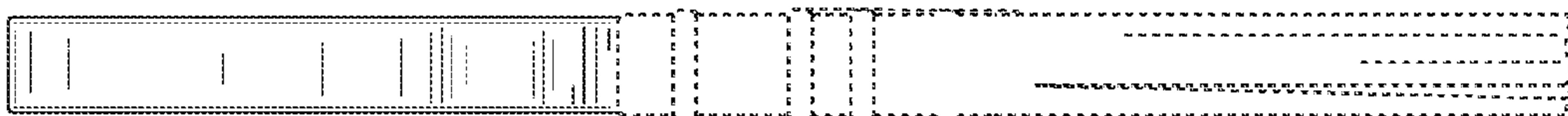


FIG. 12




FIG. 13




FIG. 14