

US00D673367S

(12) **United States Design Patent**
Duvigneau

(10) **Patent No.:** **US D673,367 S**

(45) **Date of Patent:** **** Jan. 1, 2013**

(54) **BASKET**

(75) Inventor: **Nikolai Duvigneau, Zichron Yaacov (IL)**

(73) Assignee: **Curver Luxembourg SARL,**
Neidercorn (LU)

(**) Term: **14 Years**

(21) Appl. No.: **29/399,149**

(22) Filed: **Aug. 10, 2011**

(30) **Foreign Application Priority Data**

Feb. 11, 2011 (EM) 1259949

(51) **LOC (9) Cl.** **03-01**

(52) **U.S. Cl.** **D3/304**

(58) **Field of Classification Search** D3/304–315;
D7/601–602; D9/424–425, 432; 206/503–505;
220/62.11, 607–608, 668, 676
See application file for complete search history.

(56) **References Cited**

U.S. PATENT DOCUMENTS

D165,610 S *	1/1952	Sandberg	D32/55
D286,339 S *	10/1986	van Berne et al.	D3/305
D326,550 S *	5/1992	Waterman	D3/304
D364,272 S *	11/1995	Brightbill	D3/312
D370,344 S *	6/1996	Kim	D3/305
D372,583 S *	8/1996	Brightbill	D3/314
D380,088 S *	6/1997	Kolada et al.	D3/312
D387,558 S *	12/1997	Mann et al.	D3/312
D398,448 S *	9/1998	Zanni	D3/312
D400,711 S *	11/1998	Hwang	D3/307

D425,704 S *	5/2000	Zamecnik	D3/309
D450,925 S *	11/2001	Zamecnik	D3/302
D490,341 S *	5/2004	Harbaugh	D11/149
D495,920 S *	9/2004	Isler et al.	D7/354
D504,017 S *	4/2005	Zimmerman	D3/309
7,017,765 B2 *	3/2006	Overholt	220/6
D550,912 S *	9/2007	Kempske	D32/37
D554,371 S *	11/2007	Åhman	D3/304
D582,161 S *	12/2008	Hardy et al.	D3/306
D635,363 S *	4/2011	Hertaus	D3/307
D643,584 S *	8/2011	Duvigneau	D32/37
D655,088 S *	3/2012	Lee	D3/306

* cited by examiner

Primary Examiner — Kelley Donnelly

(74) *Attorney, Agent, or Firm* — Nath, Goldberg & Meyer;
Jerald L. Meyer

(57) **CLAIM**

The ornamental design for a basket, as shown and described.

DESCRIPTION

FIG. 1 is a top perspective view for the first design for a basket;

FIG. 2 is a front elevational view of the design for a basket as seen in FIG. 1;

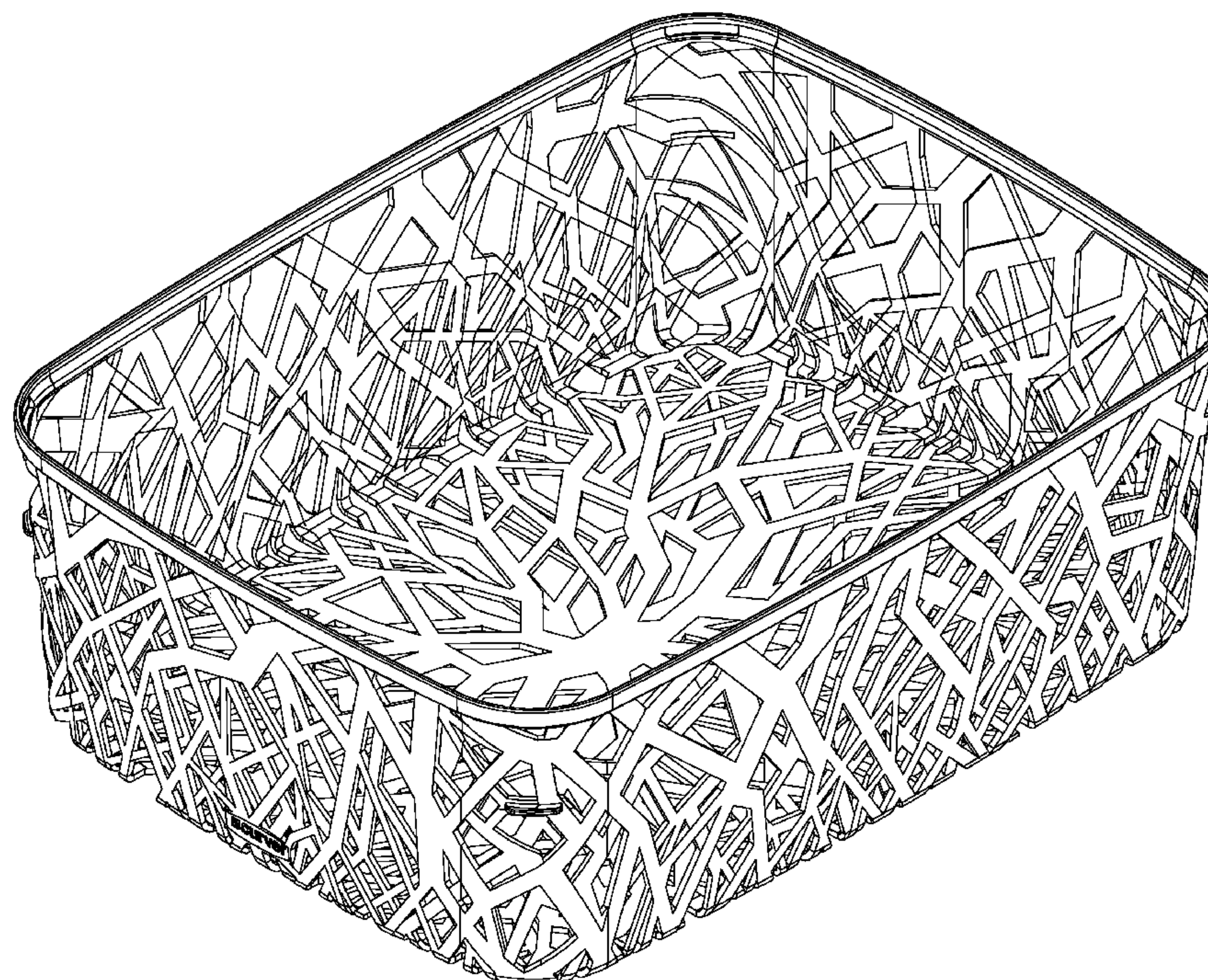
FIG. 3 is a top planar view of the design for a basket as seen in FIG. 1;

FIG. 4 is a top perspective view of the second design for a basket;

FIG. 5 is a front elevational view of the design for a basket as seen in FIG. 4; and,

FIG. 6 is a top planar view of the design for a basket as seen in FIG. 4.

1 Claim, 6 Drawing Sheets



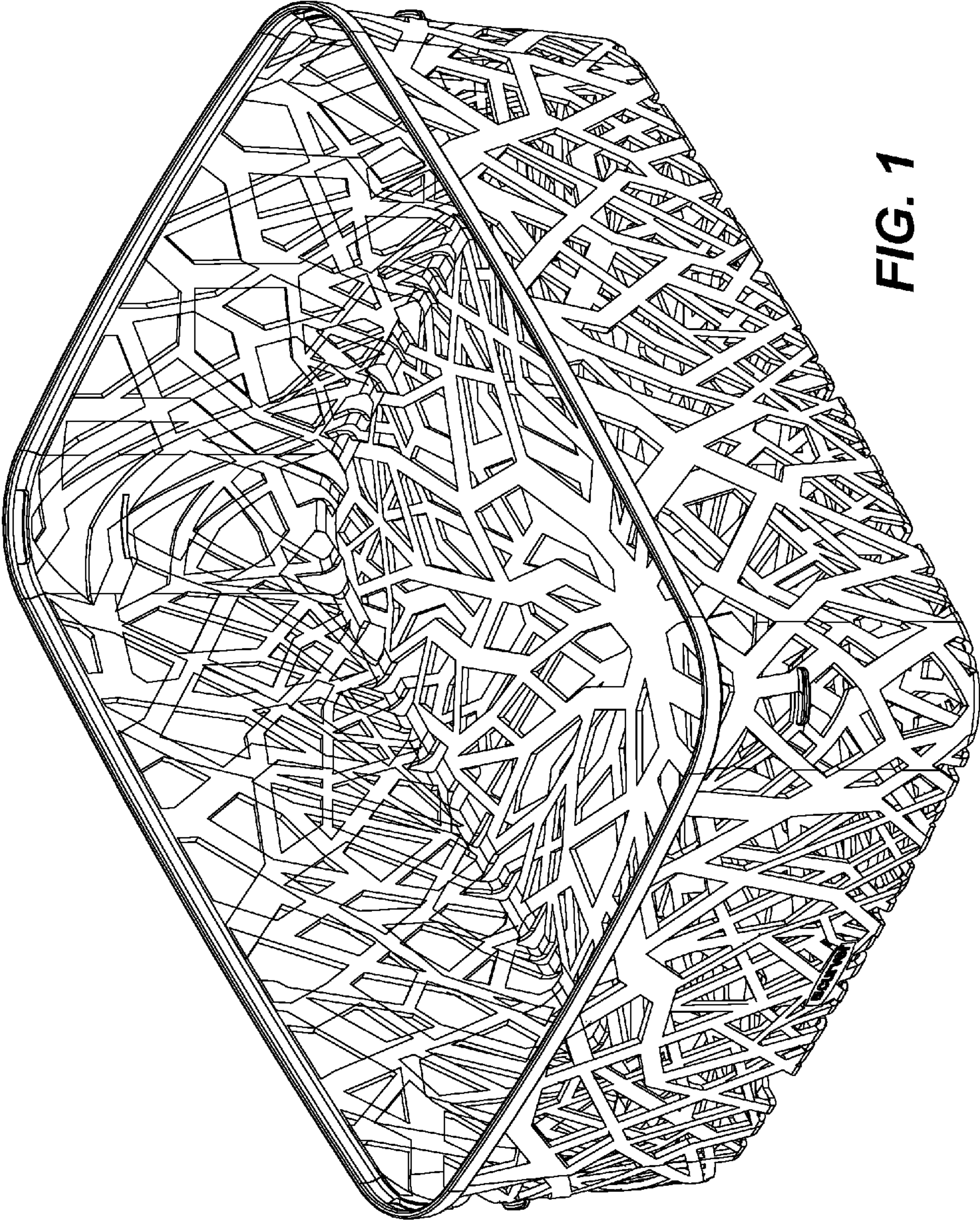


FIG. 1

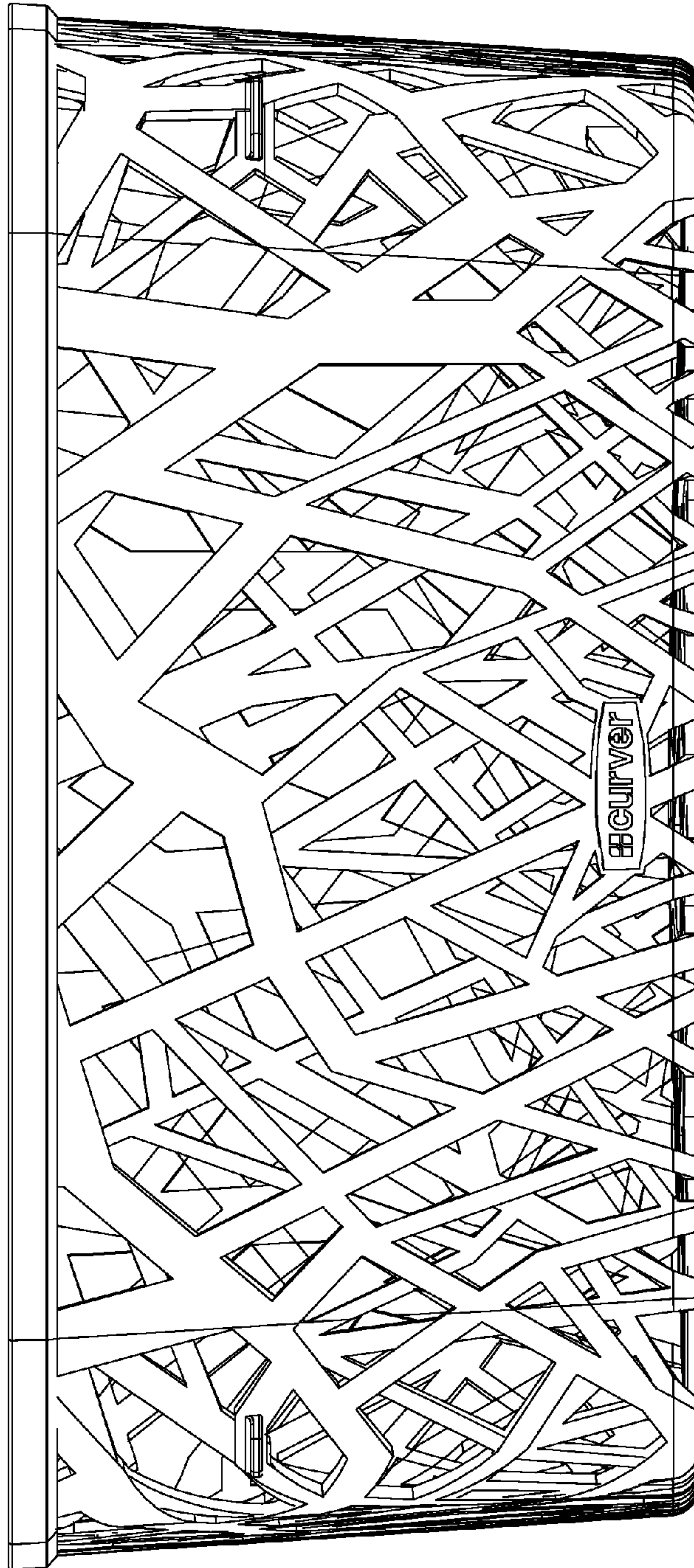


FIG. 2




FIG. 3

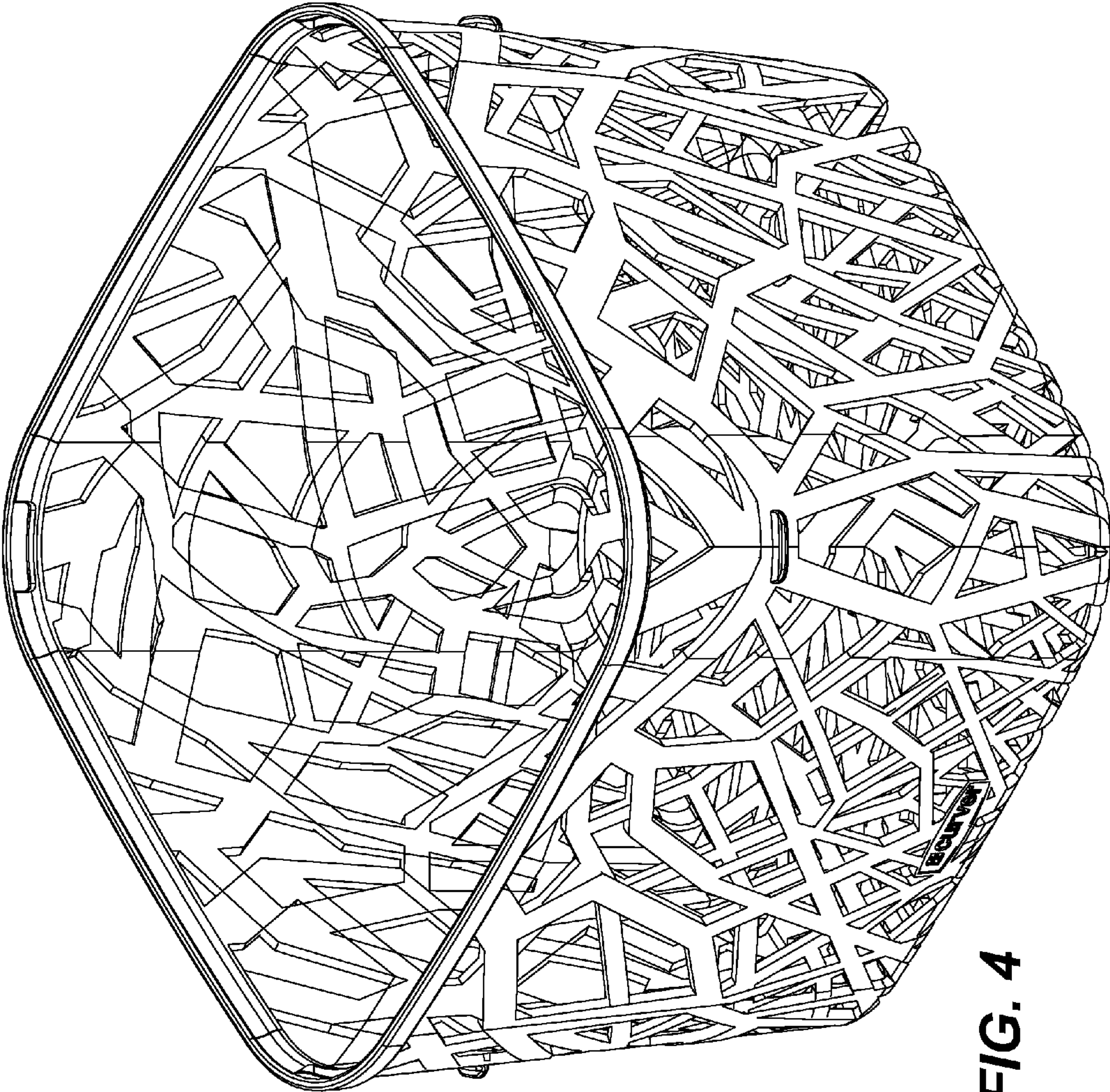


FIG. 4




FIG. 5




FIG. 6