



US00D673361S

(12) **United States Design Patent**  
**Zhu**

(10) **Patent No.:** **US D673,361 S**

(45) **Date of Patent:** **\*\* Jan. 1, 2013**

(54) **FLEXIBLE STORAGE SLEEVE FOR HOLDING USB STORAGE DEVICES**

(75) Inventor: **Josen Zhu**, Shen Zhen (CN)

(73) Assignee: **Thule Organization Solutions, Inc.**, Longmont, CO (US)

(\*\*) Term: **14 Years**

(21) Appl. No.: **29/422,312**

(22) Filed: **May 18, 2012**

(51) **LOC (9) Cl.** ..... **03-01**

(52) **U.S. Cl.** ..... **D3/212; D3/208**

(58) **Field of Classification Search** ..... D11/1-2, D11/14, 26-29, 89-92, 44, 48, 81, 99; D3/207-212; D8/16, 38, 347, 348; 70/456 B, 457, 458; 206/37.1; D21/576, 593, 594, 606, 609, D21/610, 611, 659, 660  
See application file for complete search history.

(56) **References Cited**

**U.S. PATENT DOCUMENTS**

1,821,585	A *	9/1931	Smith	.....	206/38.1
2,287,521	A *	6/1942	Handley	.....	206/37.2
3,318,354	A *	5/1967	Borisof	.....	206/38.1
3,362,200	A *	1/1968	Lanier	.....	70/456 R
3,522,829	A *	8/1970	Weintraub	.....	206/37.1
D527,891	S *	9/2006	Hoeksema	.....	D3/207
D528,289	S *	9/2006	Howard	.....	D3/212
D574,145	S *	8/2008	Phillips	.....	D3/208
D655,709	S *	3/2012	Huang	.....	D14/480.3

\* cited by examiner

*Primary Examiner* — Ralf Seifert

(74) *Attorney, Agent, or Firm* — Sheridan Ross P.C.

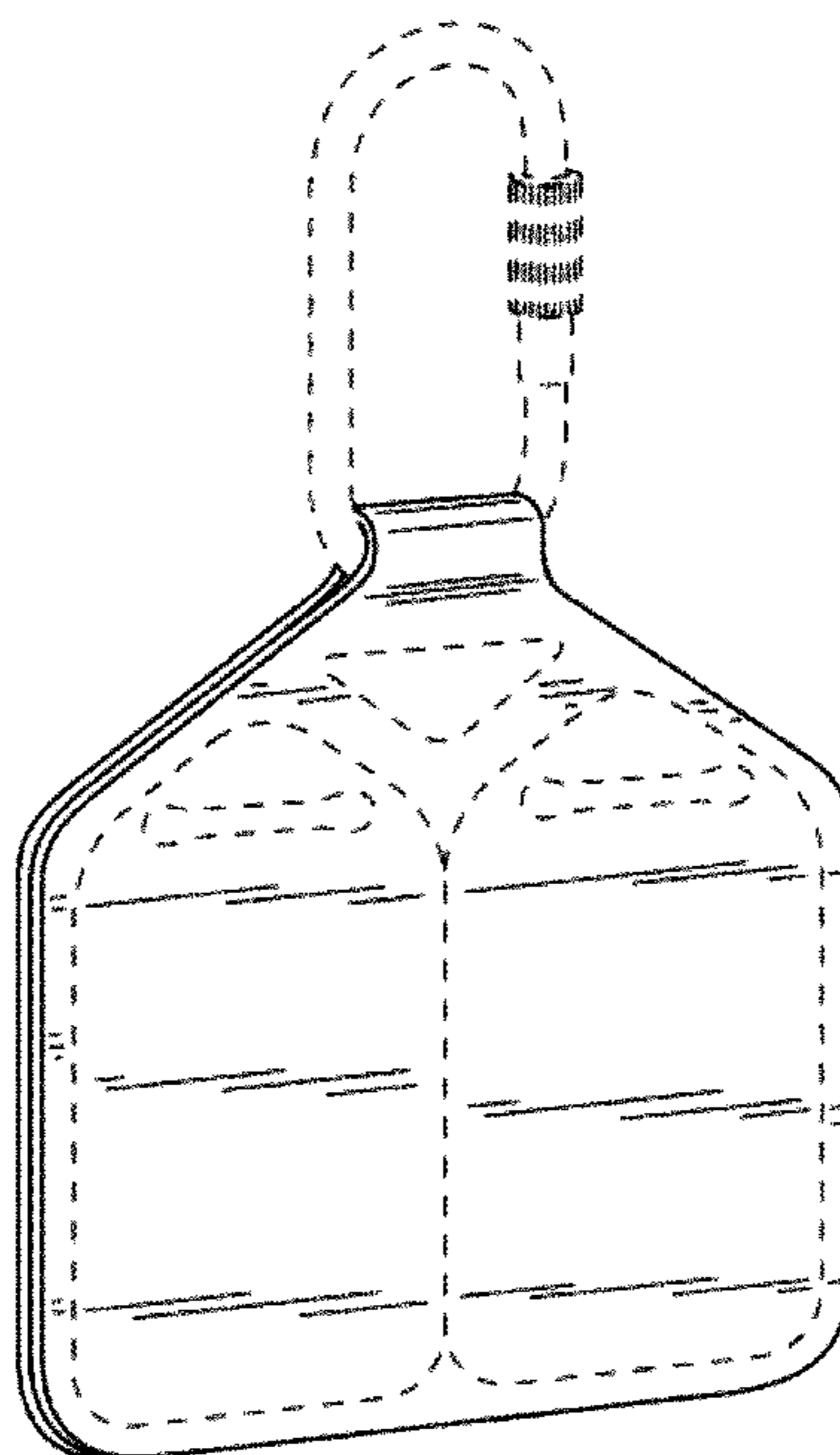
(57) **CLAIM**

The ornamental design for a flexible storage sleeve for holding USB storage devices, as shown and described.

**DESCRIPTION**

FIG. 1 is a front perspective view of a flexible storage sleeve for holding USB storage devices;  
FIG. 2 is a top plan view thereof;  
FIG. 3 is a left elevation view thereof;  
FIG. 4 is a front elevation view thereof;  
FIG. 5 is a right elevation view thereof;  
FIG. 6 is a bottom plan view thereof;  
FIG. 7 is a rear elevation view thereof;  
FIG. 8 is a front perspective view of a flexible storage sleeve for holding USB storage devices according to another embodiment;  
FIG. 9 is a top plan view of the flexible storage sleeve for holding USB storage devices of FIG. 8;  
FIG. 10 is a left elevation view of the flexible storage sleeve for holding USB storage devices of FIG. 8;  
FIG. 11 is a front elevation view of the flexible storage sleeve for holding USB storage devices of FIG. 8;  
FIG. 12 is a right elevation view of the flexible storage sleeve for holding USB storage devices of FIG. 8;  
FIG. 13 is a bottom plan view of the flexible storage sleeve for holding USB storage devices of FIG. 8; and,  
FIG. 14 is a rear elevation view of the flexible storage sleeve for holding USB storage devices of FIG. 8.  
The broken lines showing a flexible storage sleeve for holding USB storage devices are for illustrative purposes only and form no part of the claimed design.

**1 Claim, 6 Drawing Sheets**



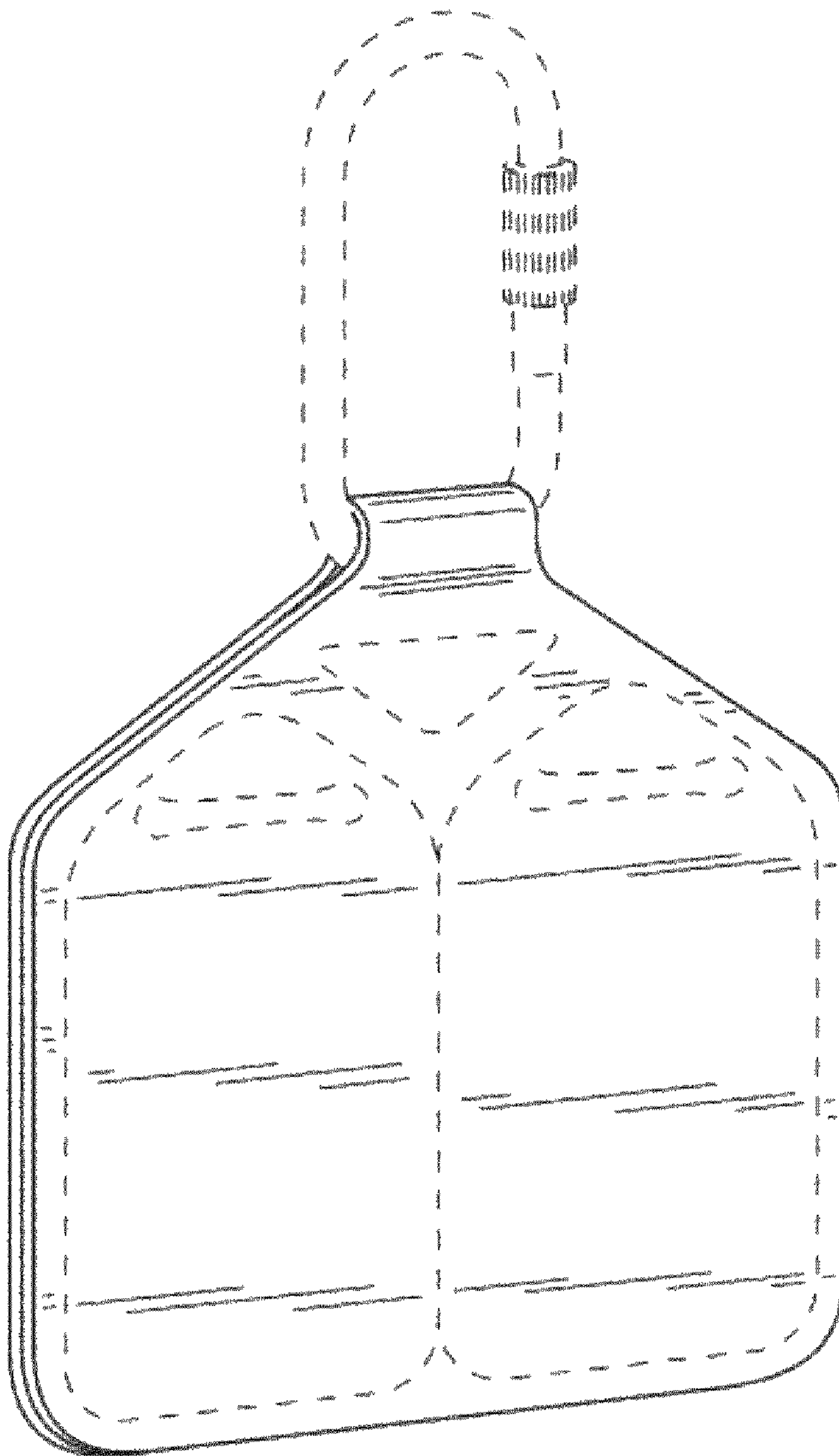


FIG. 1




FIG. 2




FIG. 3

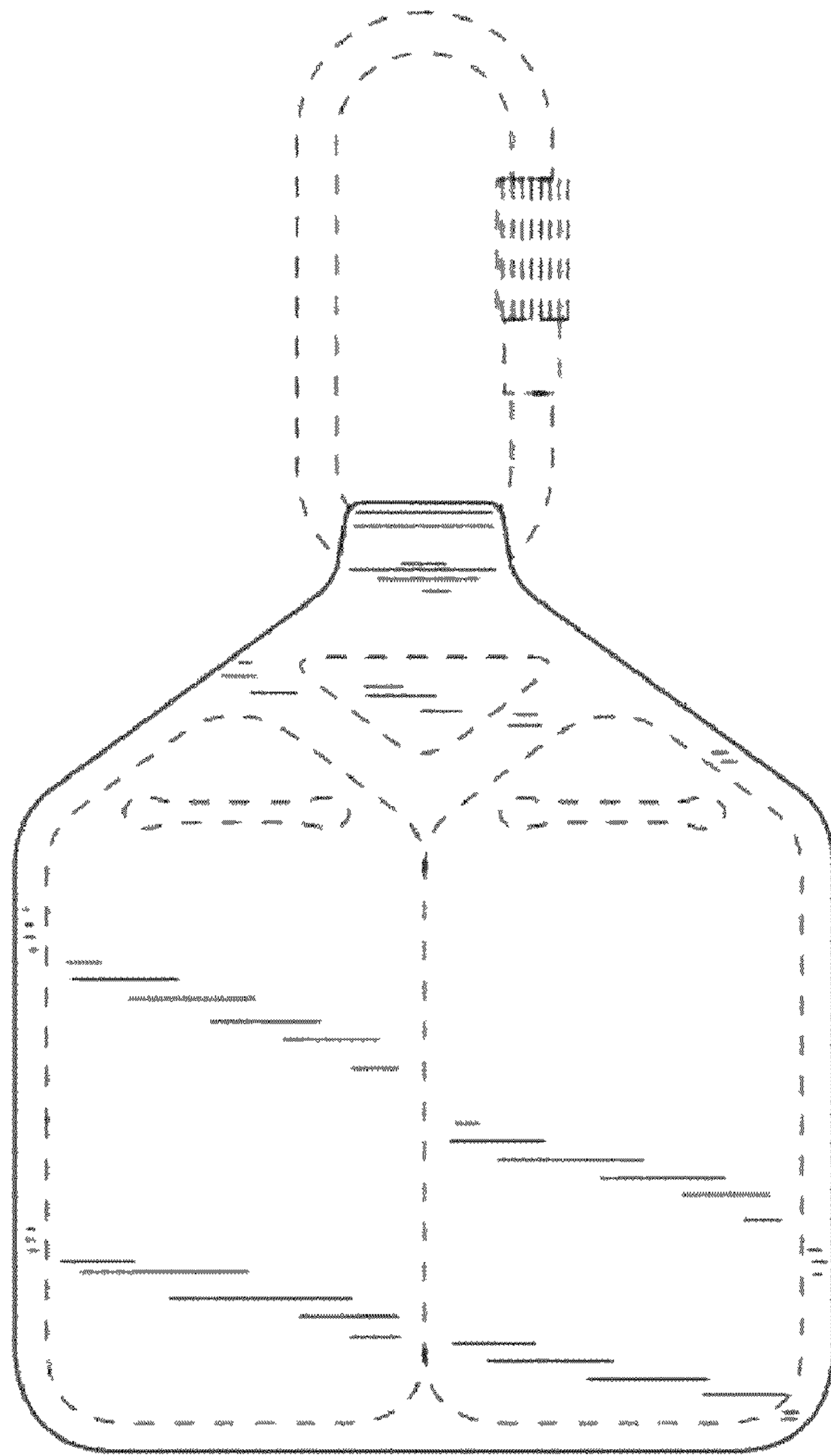


FIG. 4




FIG. 5




FIG. 6

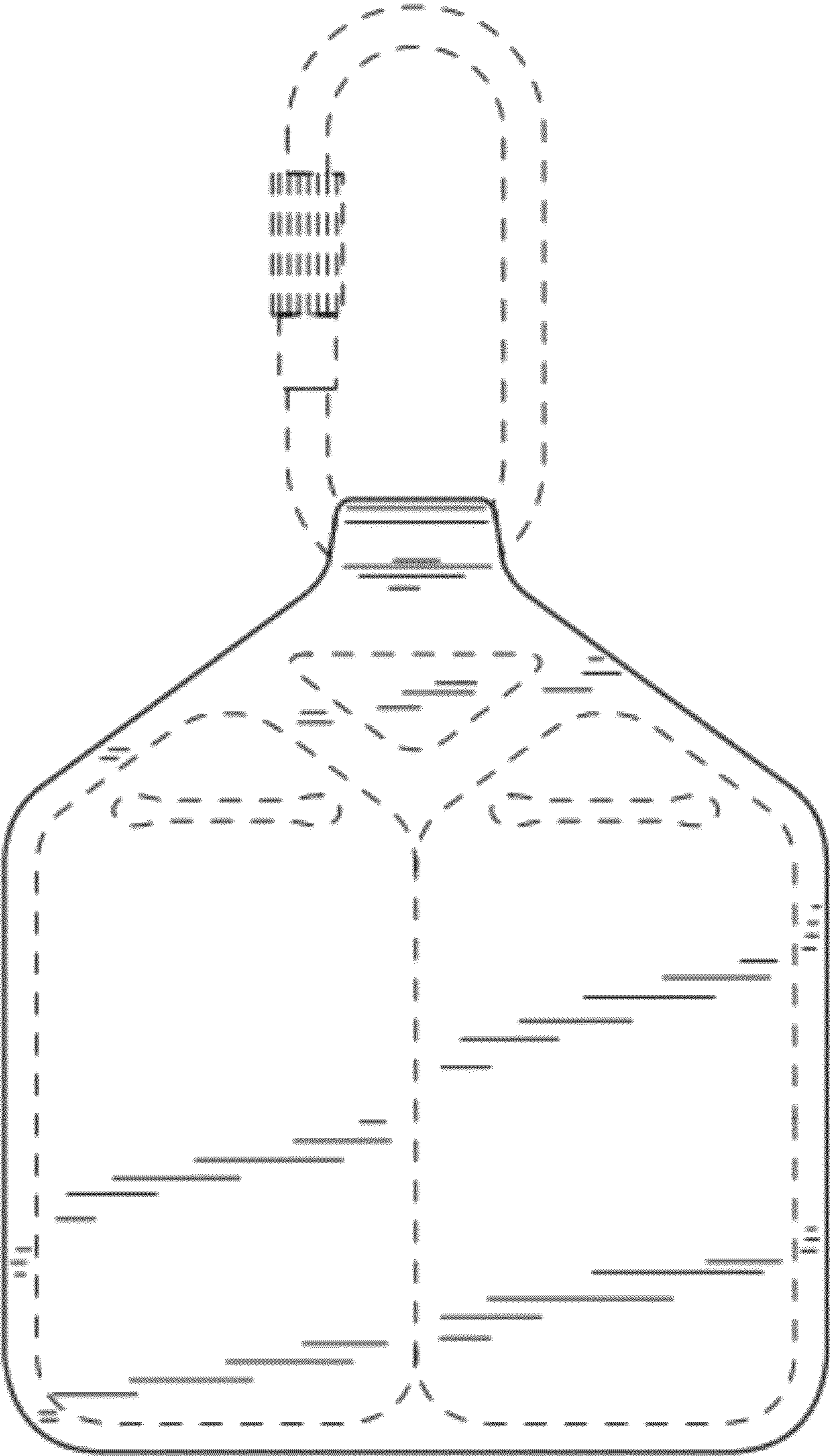


FIG.7

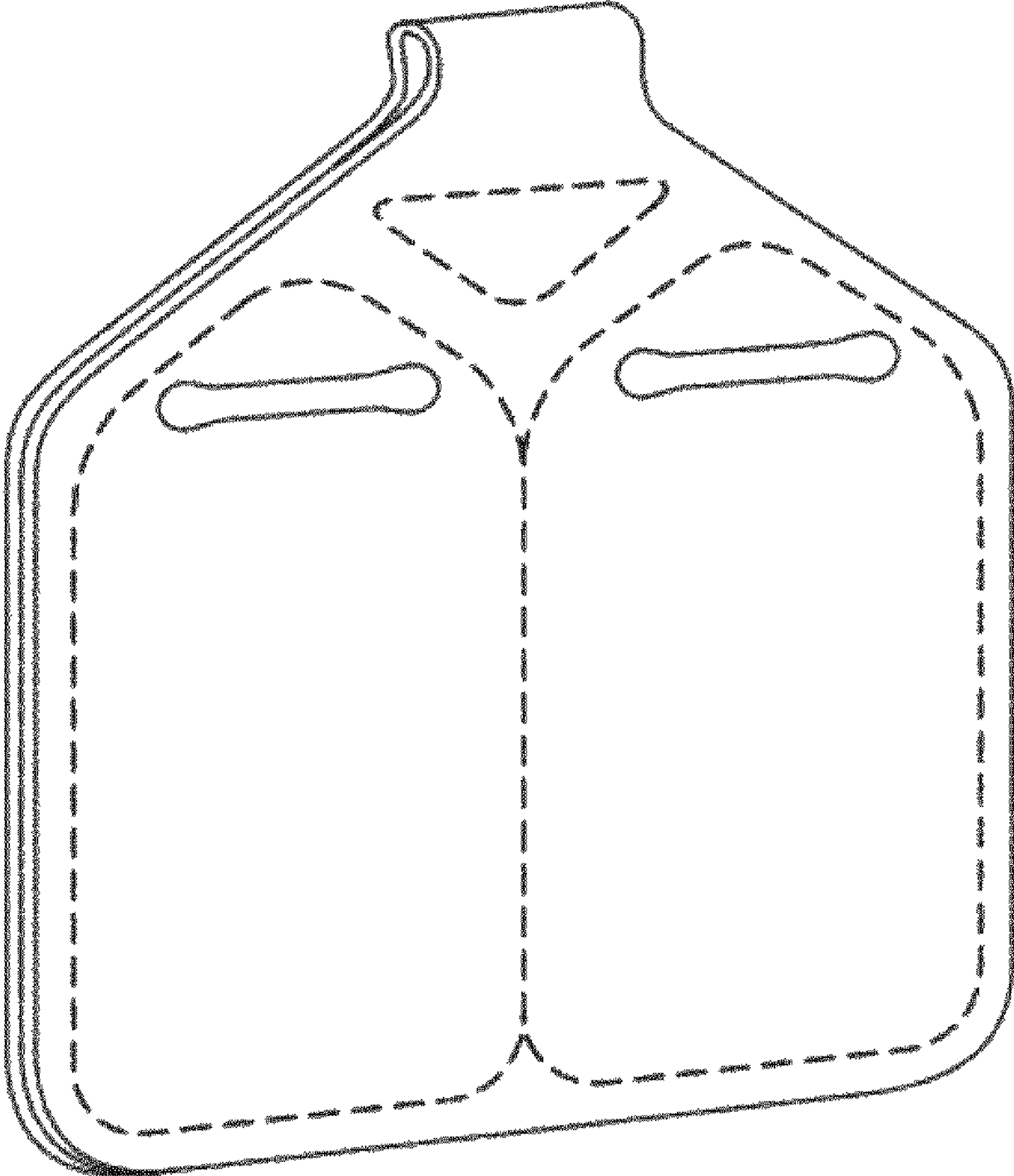


FIG. 8



FIG. 9

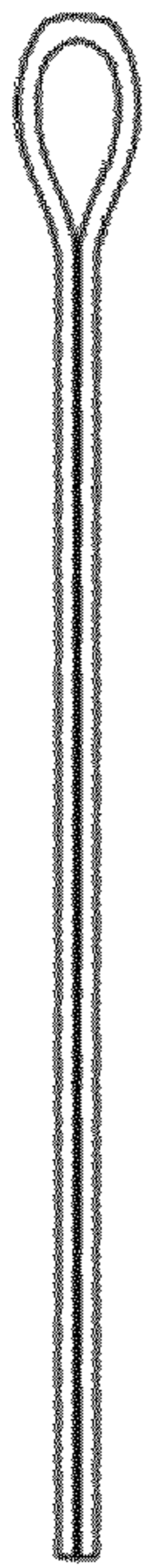


FIG. 10

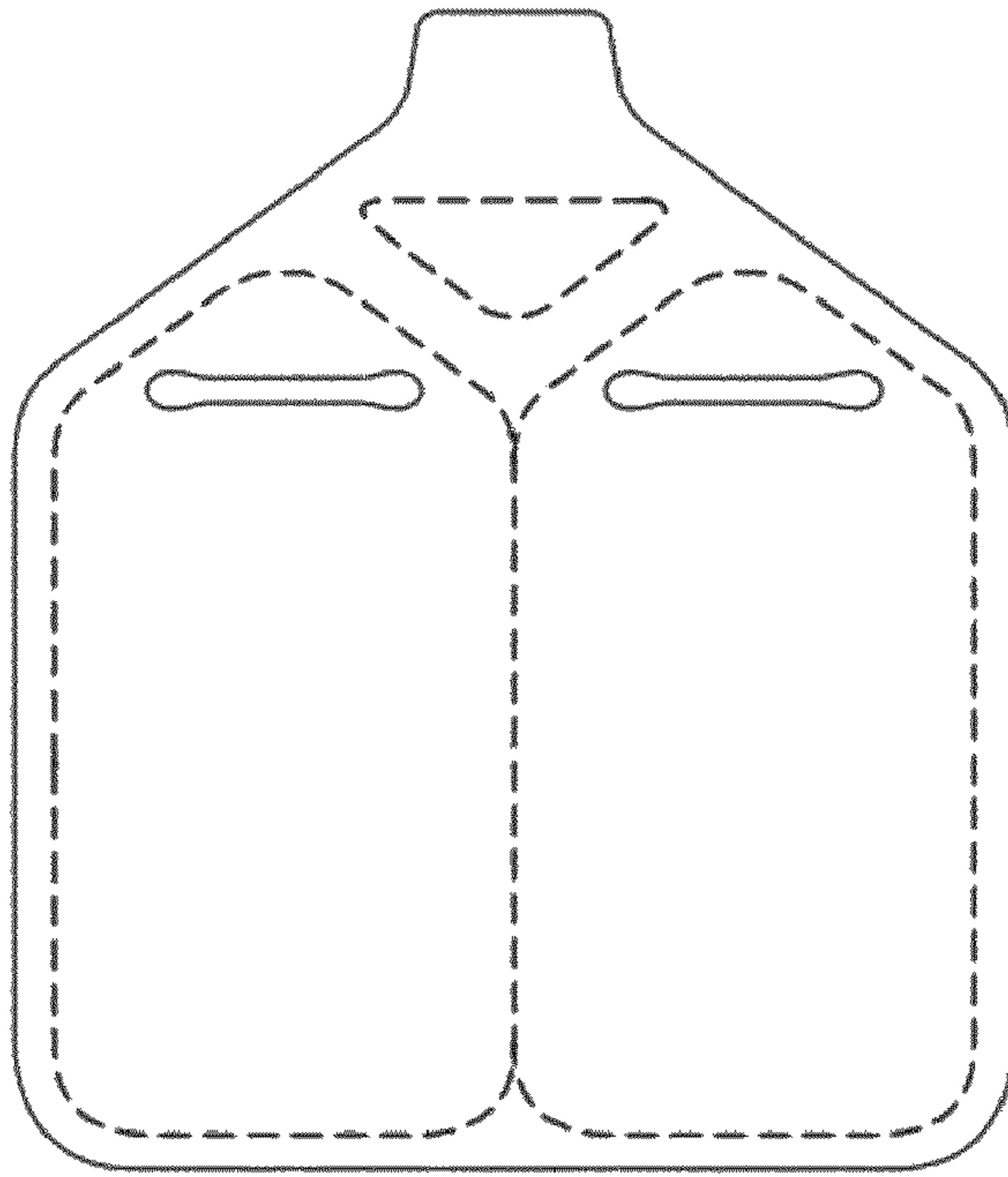


FIG. 11




FIG. 12



FIG. 13

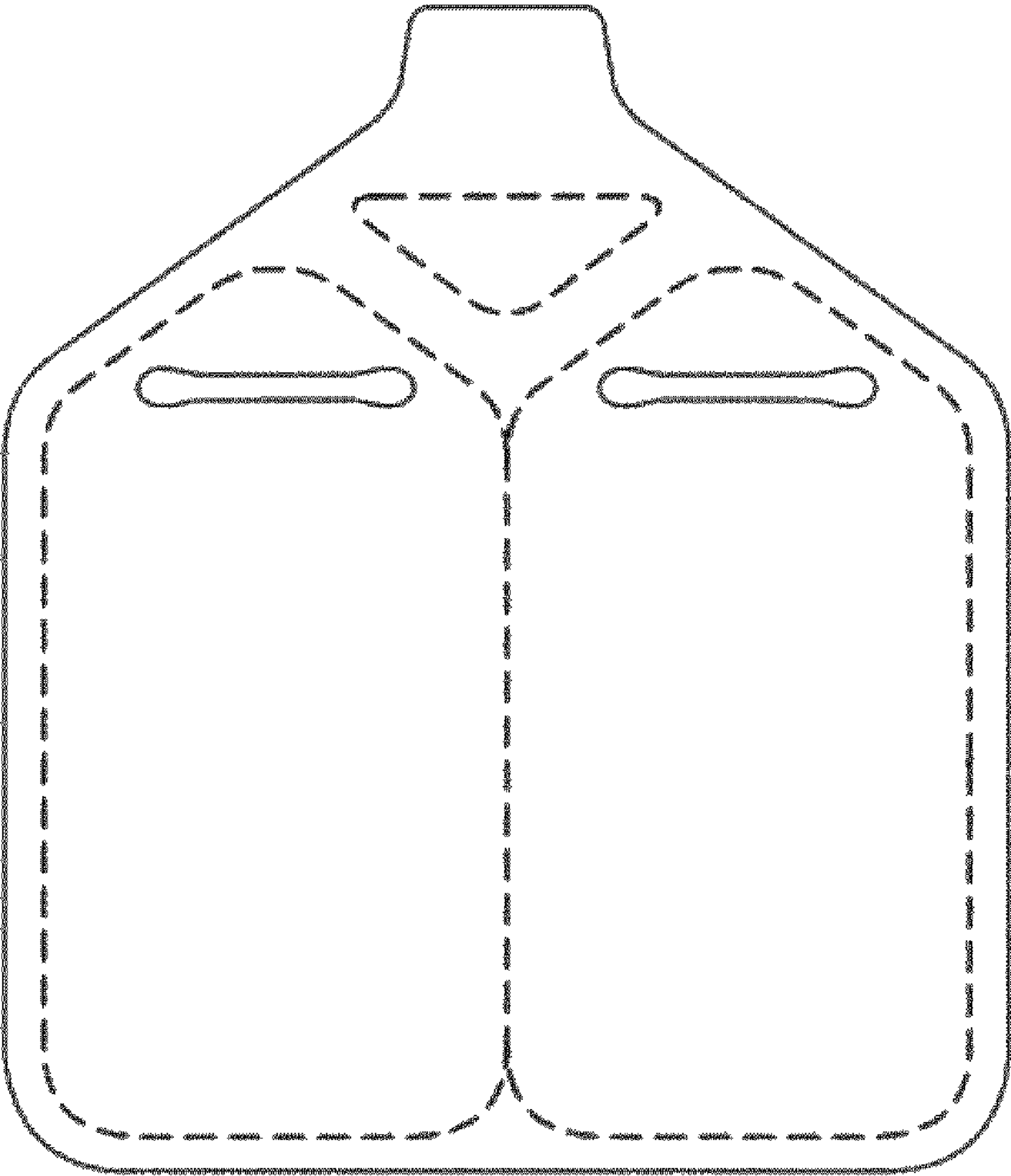


FIG. 14