



US00D673357S

(12) **United States Design Patent**  
**Walker**

(10) **Patent No.:** **US D673,357 S**  
(45) **Date of Patent:** **\*\* Jan. 1, 2013**

(54) **SHOE INSERT WITH ORNAMENTATION**

(75) Inventor: **Steven H. Walker**, Camas, WA (US)

(73) Assignee: **NIKE, Inc.**, Beaverton, OR (US)

(\*\*) Term: **14 Years**

(21) Appl. No.: **29/429,340**

(22) Filed: **Aug. 9, 2012**

**Related U.S. Application Data**

(62) Division of application No. 29/413,869, filed on Feb. 22, 2012, now Pat. No. Des. 666,401.

(51) **LOC (9) Cl.** ..... **02-99**

(52) **U.S. Cl.** ..... **D2/961**

(58) **Field of Classification Search** ..... D2/946,  
D2/961; 36/43, 44, 71

See application file for complete search history.

(56) **References Cited**

**U.S. PATENT DOCUMENTS**

444,735	A	*	1/1891	Thomas	.....	36/43
892,360	A	*	6/1908	Burns	.....	36/43
D341,023	S	*	11/1993	Frederick	.....	D2/961
D342,374	S		12/1993	Wang		
D420,210	S		2/2000	Allen		
D420,787	S		2/2000	Robinson		
D432,761	S		10/2000	Patterson		
D446,917	S	*	8/2001	Brown	.....	D2/961
D471,698	S	*	3/2003	Brown	.....	D2/961

D486,625	S	*	2/2004	Hipkiss	.....	D2/961
D512,554	S	*	12/2005	Vito et al.	.....	D2/961
D625,909	S		10/2010	Skaja		
D626,736	S		11/2010	Skaja		
D627,549	S		11/2010	Skaja		
D639,040	S		6/2011	Skaja		
D640,454	S		6/2011	Claassen		
D640,455	S		6/2011	Claassen		
D646,474	S		10/2011	Avent		
D648,106	S		11/2011	Claassen		
D666,401	S	*	9/2012	Walker	.....	D2/961
2011/0185600	A1		8/2011	Malek		

\* cited by examiner

*Primary Examiner* — Dominic Simone

(74) *Attorney, Agent, or Firm* — Banner & Witcoff, Ltd.

(57) **CLAIM**

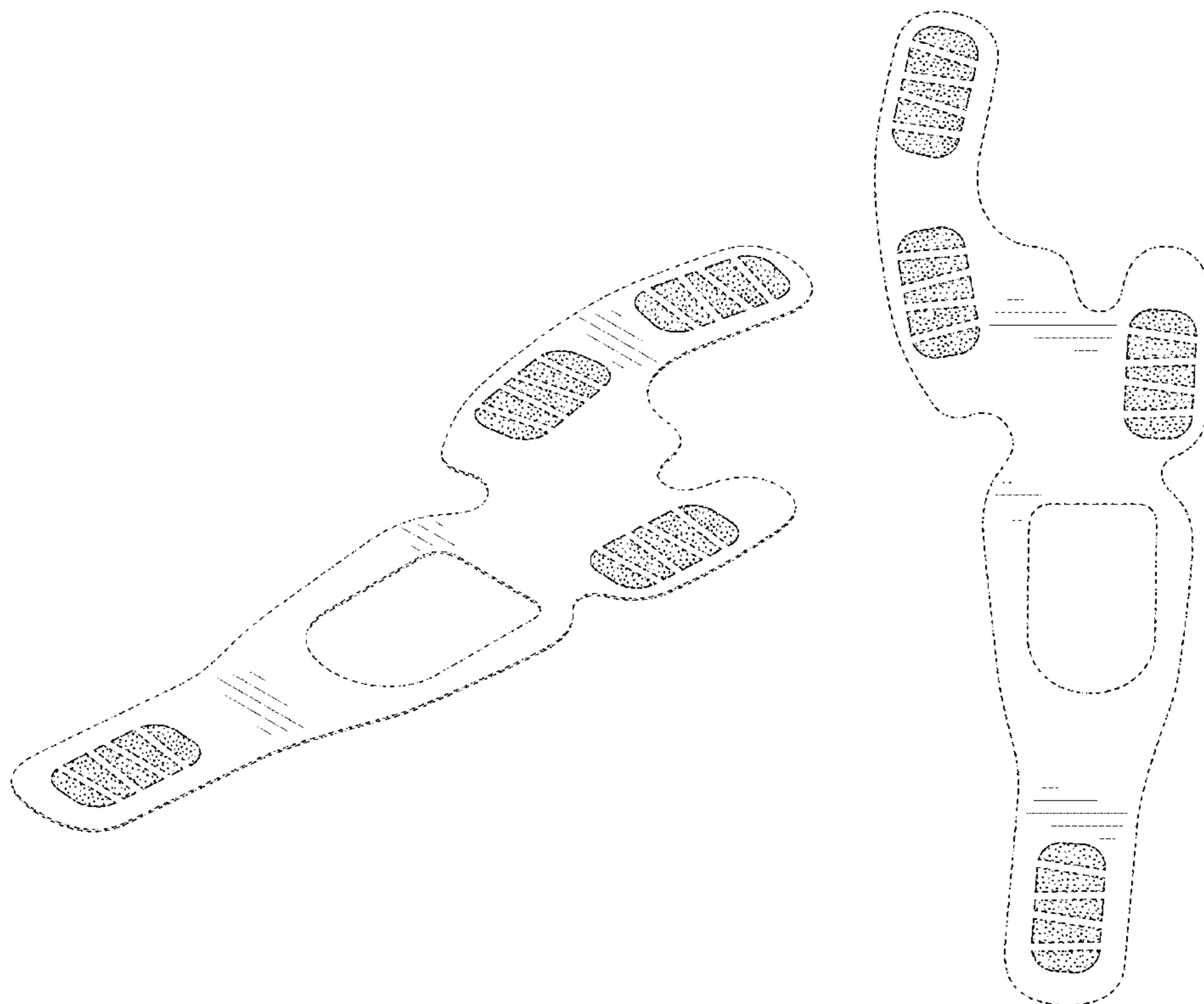
The ornamental design for a shoe insert with ornamentation, as shown and described.

**DESCRIPTION**

FIG. 1 is an isometric view of a shoe insole with ornamentation showing my new design; and, FIG. 2 is a top view thereof.

The broken lines adjacent the stippled regions represent unclaimed borders of the ornamentation regions. The stipple shading in the ornamentation regions represent a contrast of appearance to the areas immediately surrounding the ornamentation regions. The broken line showing of a cutout and the perimeter of the shoe insert represent features which form no part of the claimed design.

**1 Claim, 2 Drawing Sheets**



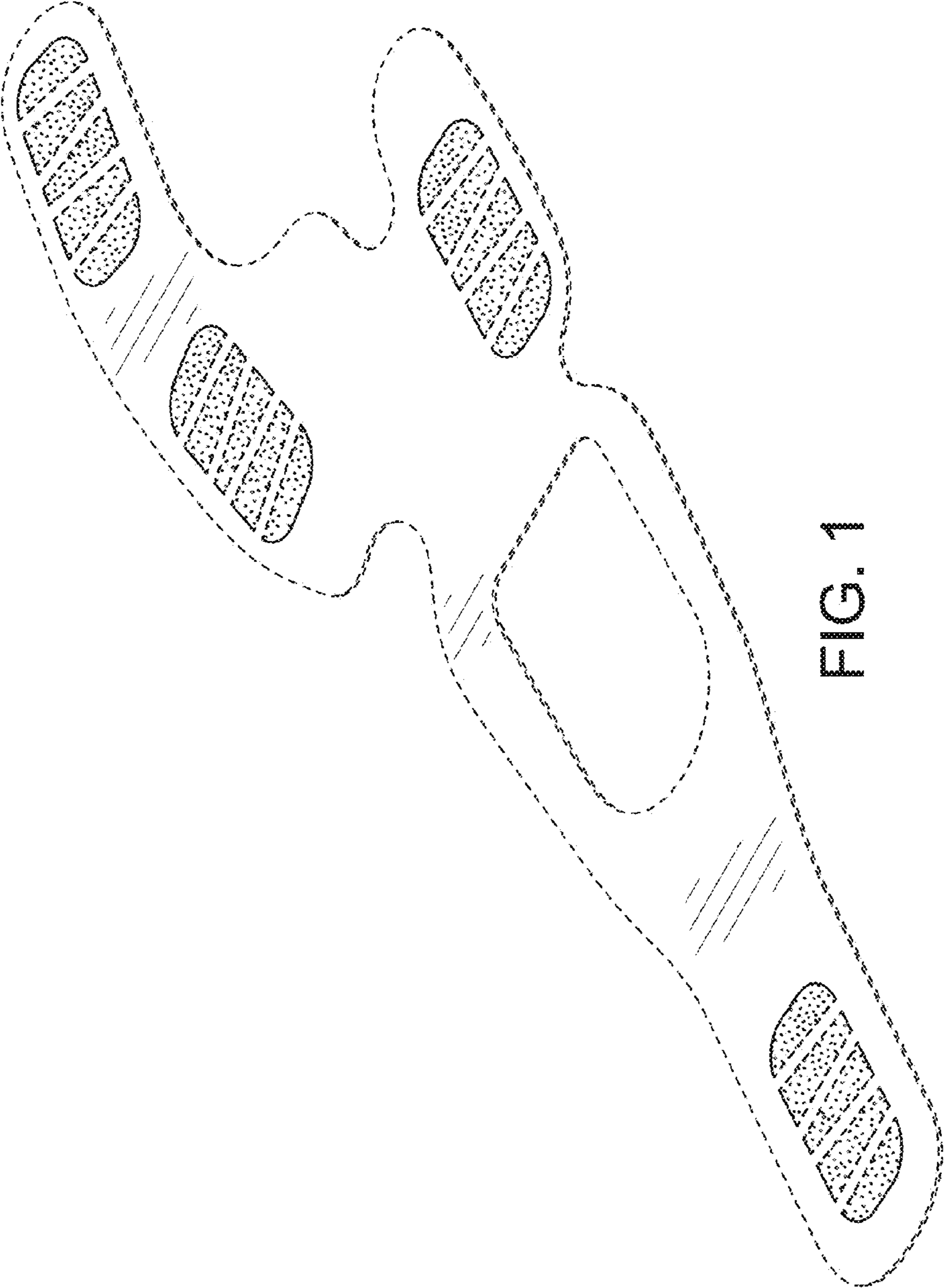


FIG. 1

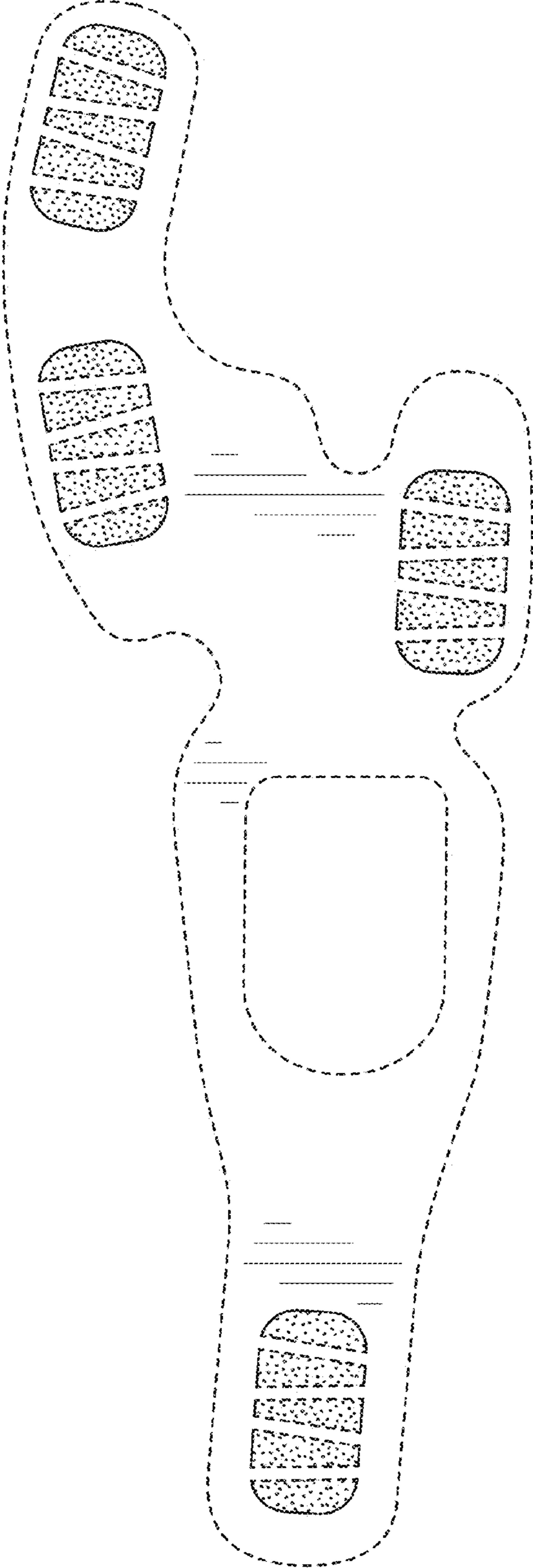


FIG. 2