



US00D673351S

(12) **United States Design Patent**
Hill et al.

(10) **Patent No.:** **US D673,351 S**
(45) **Date of Patent:** **** Jan. 1, 2013**

(54) **ABSORBENT PAD FOR BRA**

(76) Inventors: **Willie F. Hill**, Woodland Hills, CA (US);
Phaedra Harris, Woodland Hills, CA
(US)

(**) Term: **14 Years**

(21) Appl. No.: **29/379,798**

(22) Filed: **Nov. 24, 2010**

(51) **LOC (9) Cl.** **02-02**

(52) **U.S. Cl.** **D2/860**

(58) **Field of Classification Search** D2/705,
D2/853, 856, 860; 2/46, 53, 56; 450/56,
450/57; D24/124; 604/385.03, 386, 378

See application file for complete search history.

(56) **References Cited**

U.S. PATENT DOCUMENTS

2,501,749	A *	3/1950	Trent	2/460
2,505,720	A	4/1950	Peiser et al.	
4,856,111	A *	8/1989	Sholes	2/56
5,603,653	A	2/1997	Hartman	
5,858,014	A	1/1999	Kepes et al.	
6,341,377	B1	1/2002	Faries, Jr. et al.	
6,406,353	B1	6/2002	Harper	
D467,706	S *	12/2002	Thompson	D2/861
D504,201	S	4/2005	Ratcliffe	
D593,678	S *	6/2009	Sakaguchi et al.	D24/124
D630,416	S *	1/2011	Lockhart, III	D2/860

D661,056	S *	6/2012	Cho	D2/853
2002/0032420	A1 *	3/2002	Taylor	604/359
2012/0083863	A1 *	4/2012	Gillespie	607/108

OTHER PUBLICATIONS

Alibaba.com http://www.alibaba.com/product-gs/388838341/silicone_bra_strap_pad/showimage.html. Date Unknown: Viewed Sep. 2012. "Silicone Bra Strap Pad".*
WWW.VERMONTCOUNTRYSTORE.COM; Bra Liners; as of Nov. 23, 2010; internet.

* cited by examiner

Primary Examiner — Rashida Johnson

(57) **CLAIM**

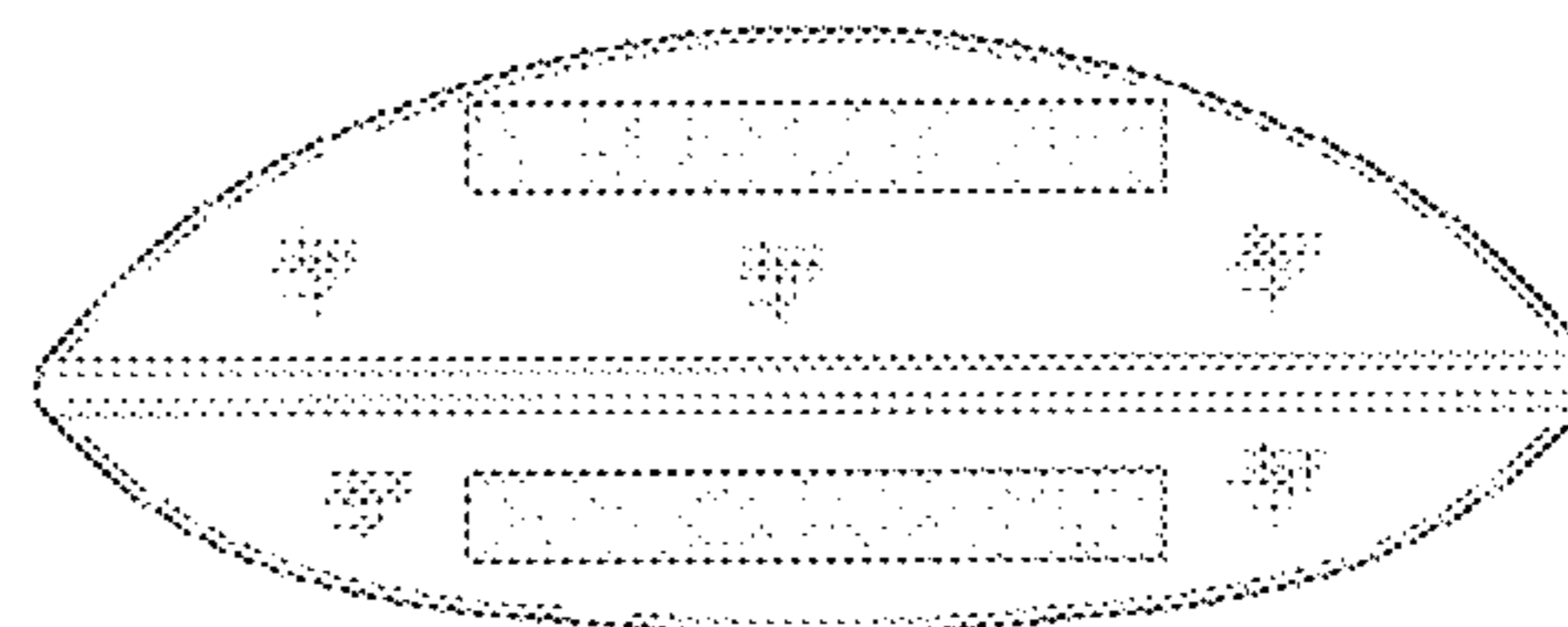
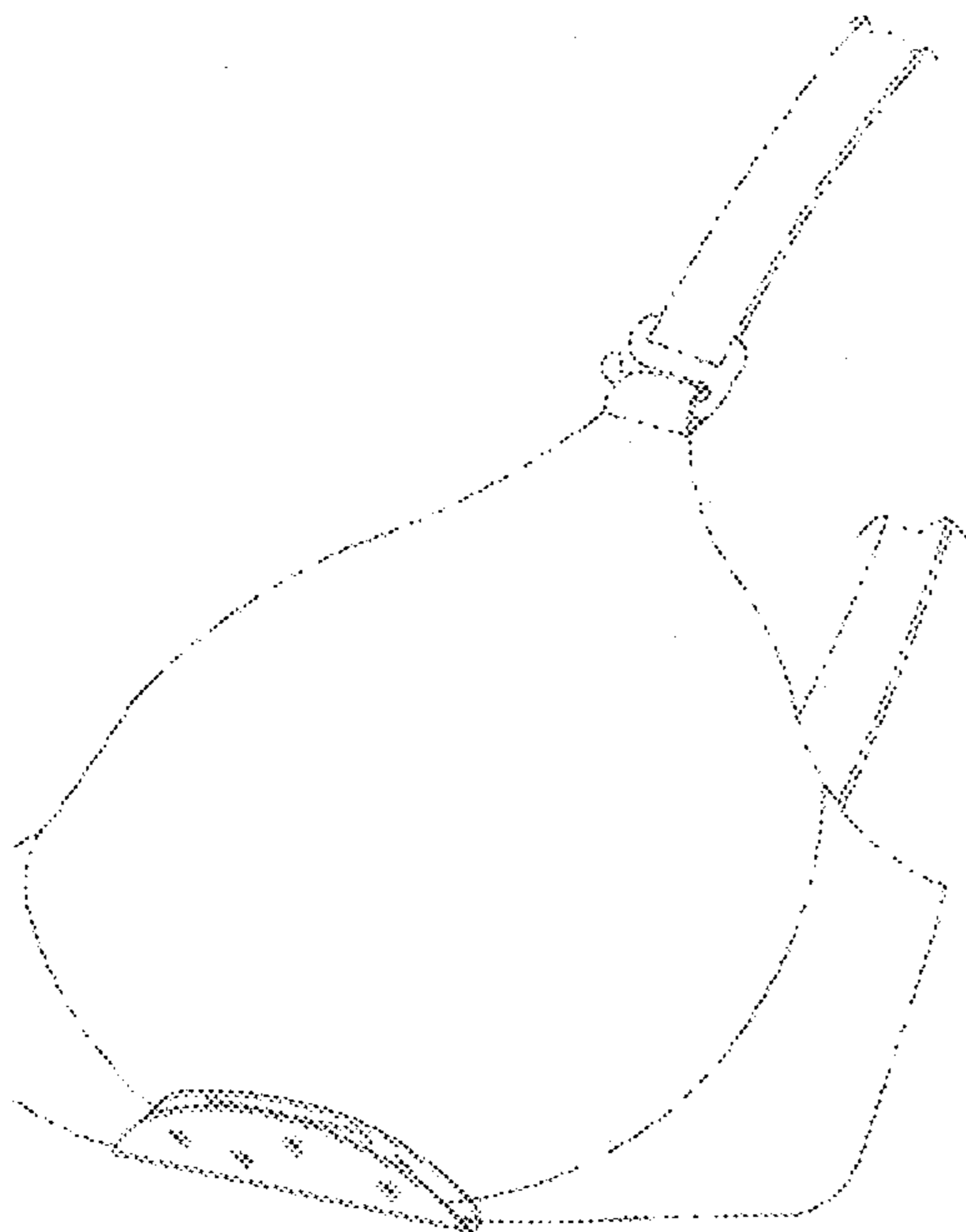
The ornamental design for an absorbent pad for bra, as shown and described.

DESCRIPTION

FIG. 1 is a perspective view of an absorbent pad for bra showing my new design;
FIG. 2 is a top view thereof;
FIG. 3 is a bottom view thereof;
FIG. 4 is a side view thereof; the undisclosed opposite side view being a mirror image thereof;
FIG. 5 is a front view thereof; and,
FIG. 6 is a back view thereof.

In FIG. 1, the broken lines showing of environmental structure for purposes of illustrating the absorbent pad for bra in a condition of use. The broken lines and the structure they depict form no part of the claimed design.

1 Claim, 3 Drawing Sheets



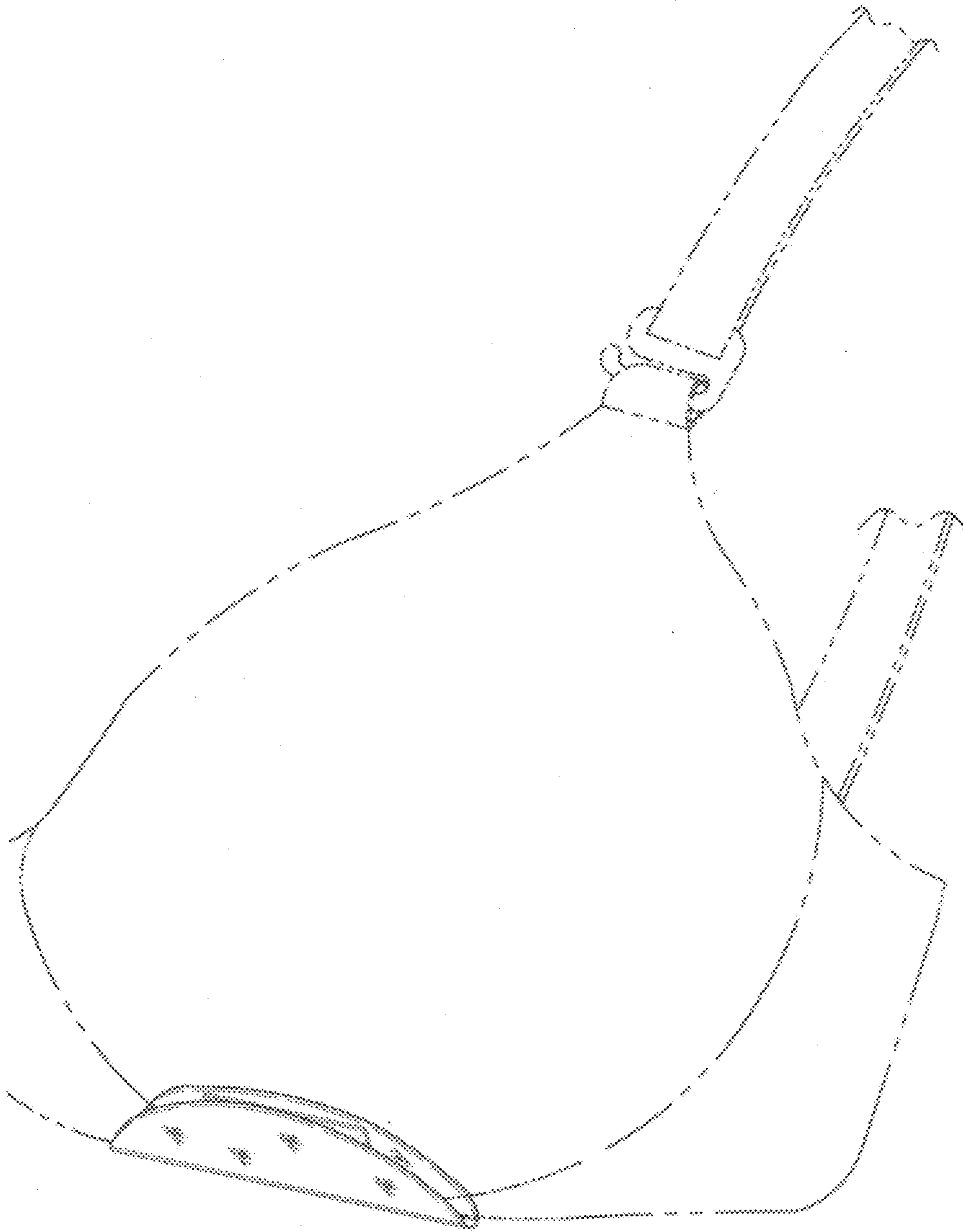


FIG. 1

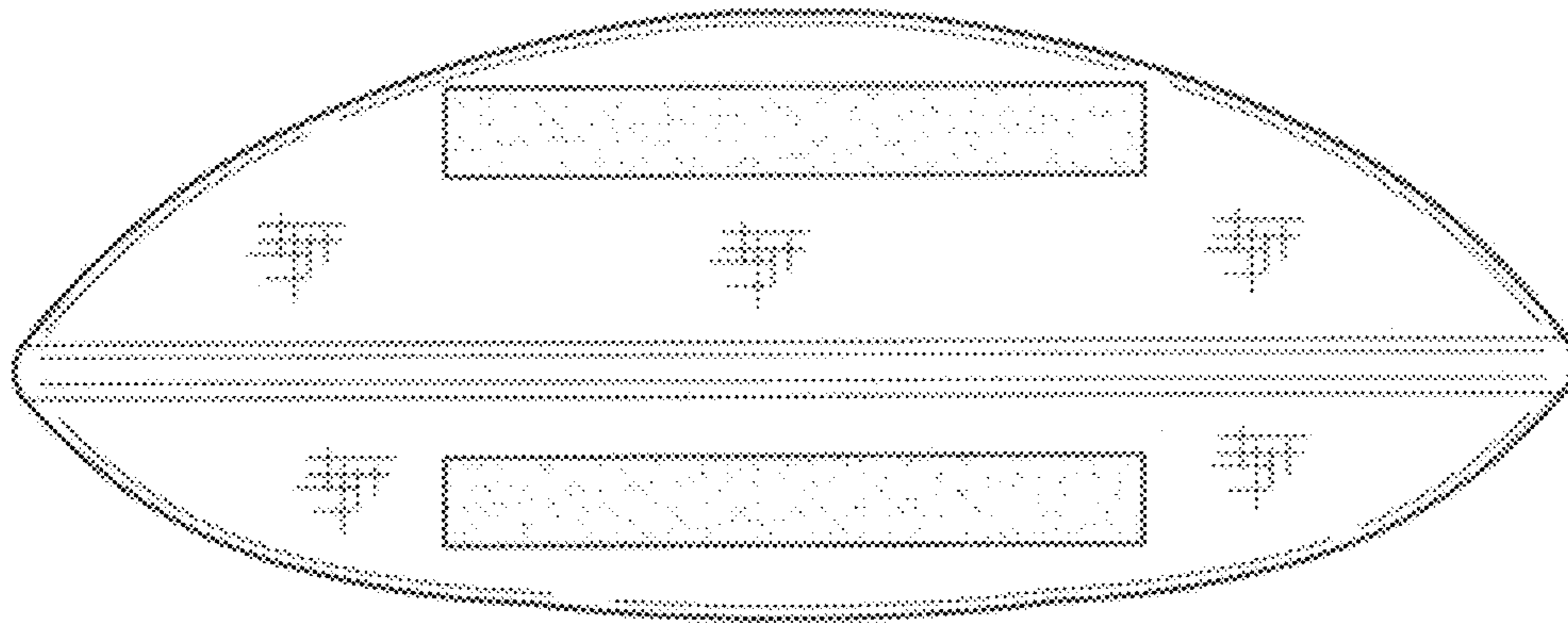


FIG. 2

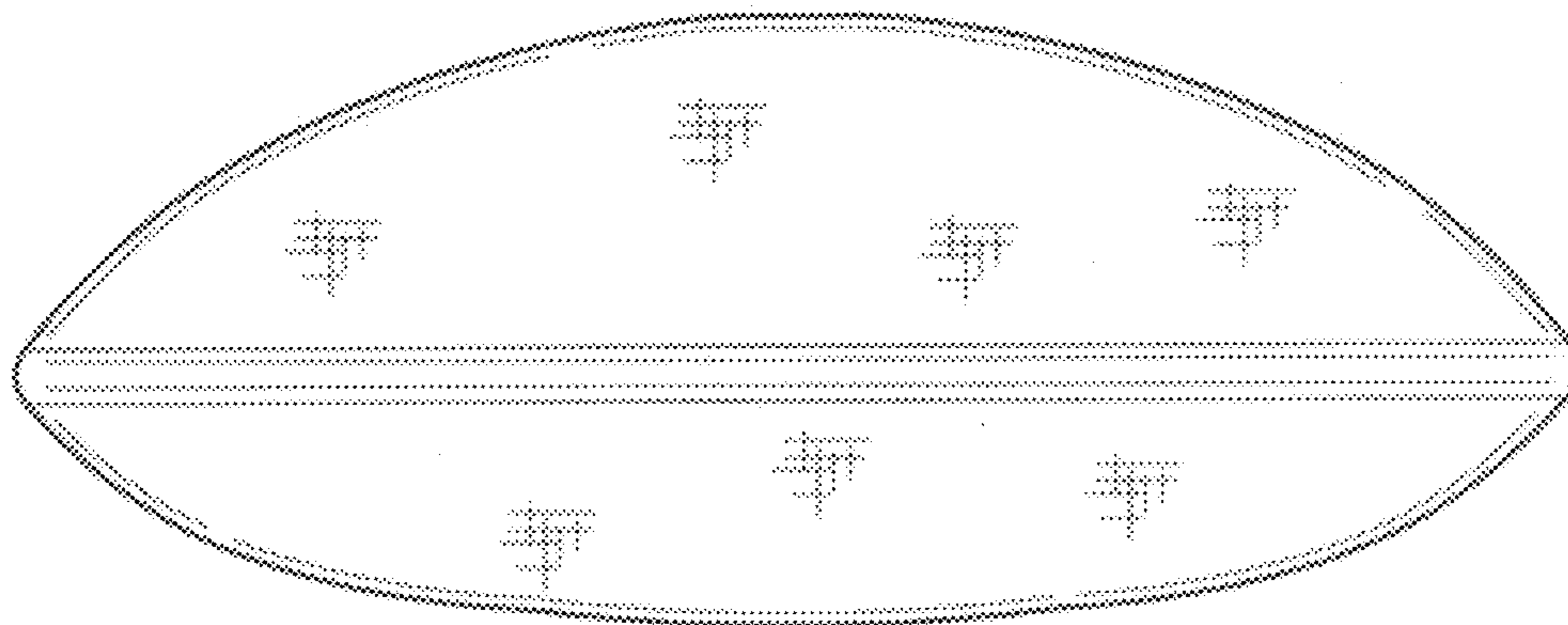


FIG. 3




FIG. 4




FIG. 5




FIG. 6