

US00D673326S

(12) **United States Design Patent**
Dunaway

(10) **Patent No.:** **US D673,326 S**
(45) **Date of Patent:** **** Dec. 25, 2012**

(54) **MAKEUP SHIELD**

FOREIGN PATENT DOCUMENTS

(75) Inventor: **Achelle Dunaway**, New York, NY (US)

CA 2541853 7/2006
GB 2462616 2/2010

(73) Assignee: **J.A. Cosmetics U.S. Inc.**, New York, NY (US)

OTHER PUBLICATIONS

(**) Term: **14 Years**

<http://www.solutions.com/jump.jsp?itemID=14675&itemType=PRODUCT>

(21) Appl. No.: **29/408,316**

* cited by examiner

(22) Filed: **Dec. 9, 2011**

Primary Examiner — Zenia Bennett

(51) **LOC (9) Cl.** **28-03**

(74) *Attorney, Agent, or Firm* — Amster, Rothstein & Ebenstein LLP

(52) **U.S. Cl.** **D28/7**

(58) **Field of Classification Search** D28/7,
D28/63, 91.2; D24/119; 15/104.94, 209.1,
15/210.1; 401/136; 601/138

(57) **CLAIM**

The ornamental design for a makeup shield, as shown and described.

See application file for complete search history.

DESCRIPTION

(56) **References Cited**

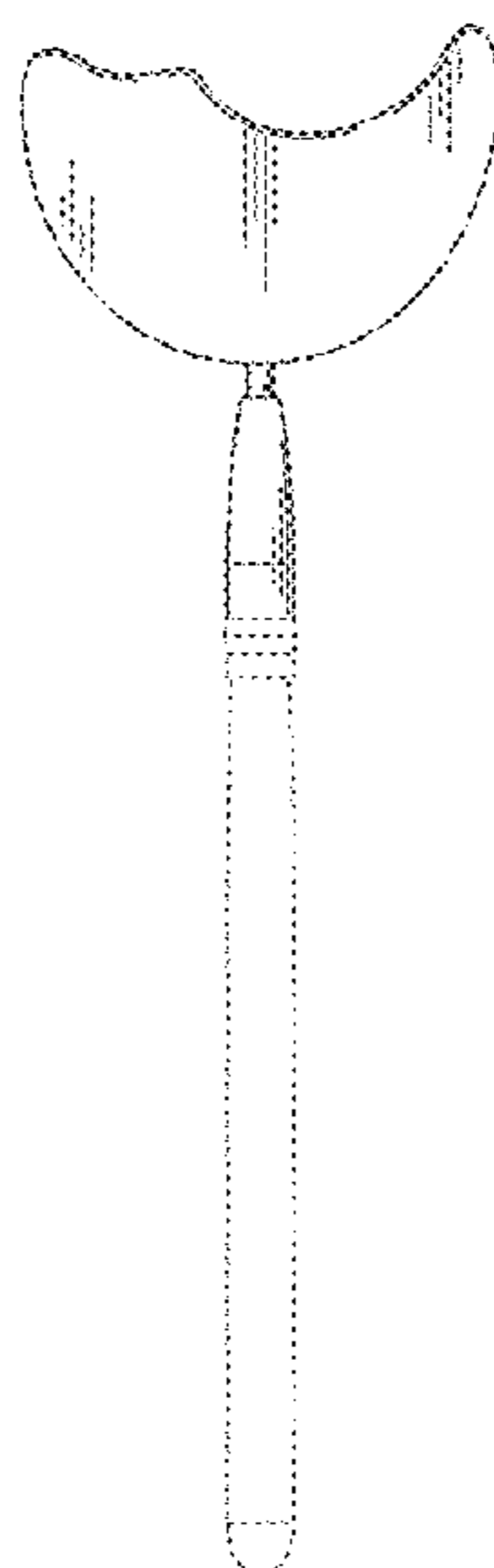
U.S. PATENT DOCUMENTS

4,033,364	A	7/1977	Inzana et al.	
D252,890	S *	9/1979	Cavalieri	D28/7
D254,935	S	5/1980	Staudinger	
D255,606	S *	6/1980	Garcia	D28/9
D316,312	S *	4/1991	Cordova	D28/7
5,050,624	A	9/1991	Kobe et al.	
5,178,170	A	1/1993	Kassai	
D341,001	S	11/1993	Pantages	
5,890,499	A	4/1999	Fuentes et al.	
5,957,142	A	9/1999	Karafilis	
6,305,389	B1	10/2001	Bakken	
6,640,814	B1	11/2003	Burke	
6,807,970	B2	10/2004	Thayer	
D532,929	S *	11/2006	Weltmann	D28/7
D574,555	S	8/2008	Yoo	
D642,332	S	7/2011	Kim	
2006/0225761	A1	10/2006	Secosky	
2009/0194126	A1	8/2009	Cassese	
2010/0018542	A1	1/2010	Konrad	
2010/0018545	A1	1/2010	Franklin	

FIG. 1 is a front perspective view of the makeup shield, with a portion of unclaimed environmental structure shown; FIG. 2 is a front view of the makeup shield, with a portion of unclaimed environmental structure shown; FIG. 3 is a rear view of the makeup shield, with a portion of unclaimed environmental structure shown; FIG. 4 is a side view of the makeup shield, with a portion of unclaimed environmental structure shown; FIG. 5 is a opposite side view of the makeup shield, with a portion of unclaimed environmental structure shown; FIG. 6 is a top view of the makeup shield, with a portion of unclaimed environmental structure shown; and, FIG. 7 is bottom view of the makeup shield, with a portion of unclaimed environmental structure shown.

The broken lines shown in the drawings represent environmental structure and/or unclaimed portions of the makeup shield, and form no part of the claimed design.

1 Claim, 3 Drawing Sheets



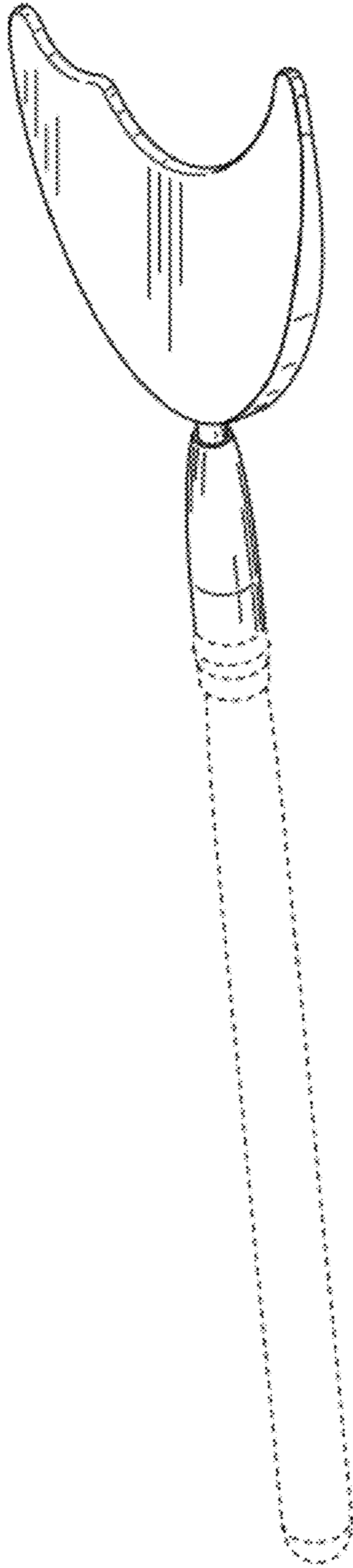


FIG. 1

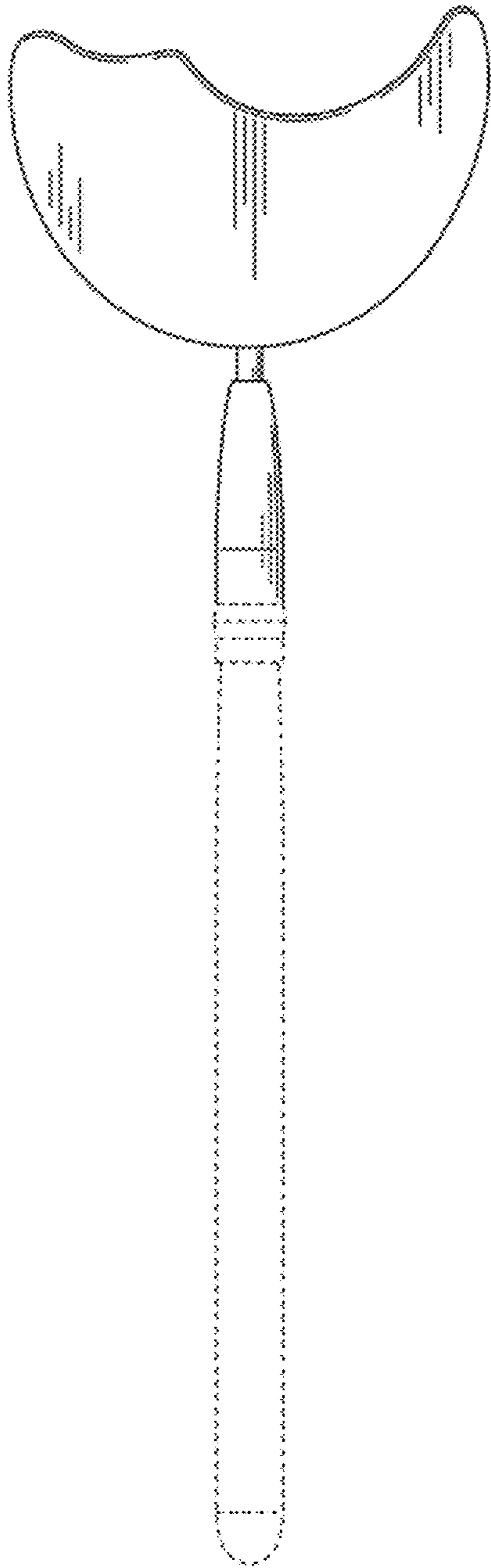


FIG. 2

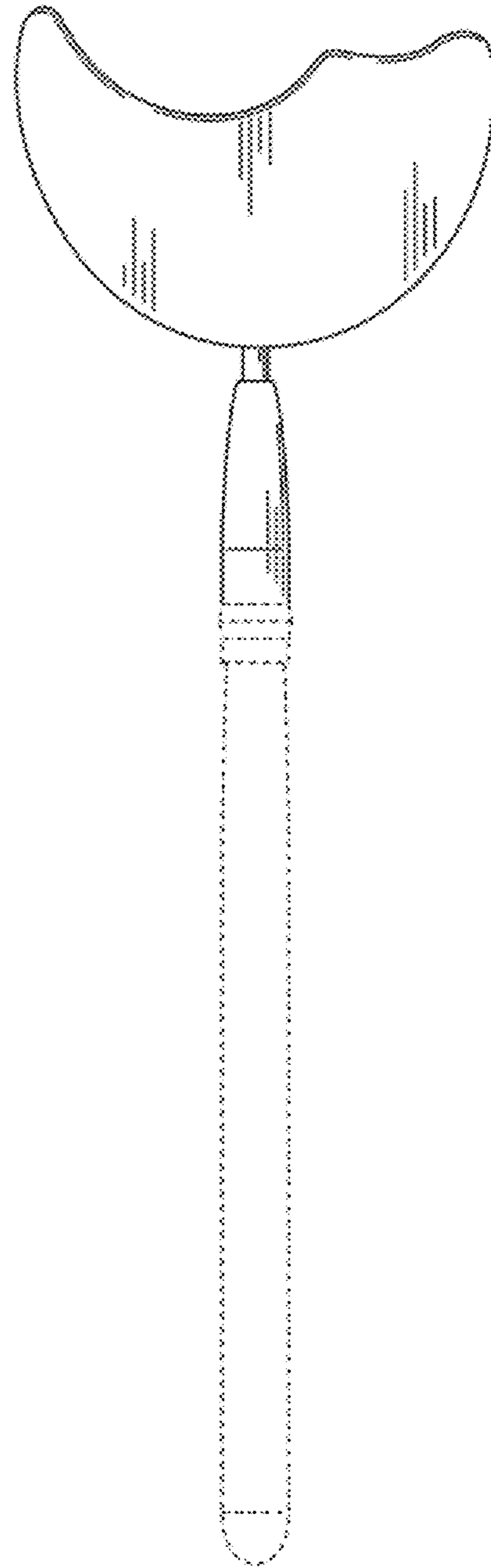


FIG. 3




FIG. 4




FIG. 5



FIG. 6



FIG. 7