



US00D673320S

(12) **United States Design Patent**  
**Guercio et al.**

(10) **Patent No.:** **US D673,320 S**

(45) **Date of Patent:** **\*\* Dec. 25, 2012**

(54) **DISK SHAPED LED LIGHT HOUSING**

(75) Inventors: **Vincenzo Guercio**, Wallkill, NY (US);  
**Jiang Hu**, Shanghai (CN); **Dan**  
**Wang-Munson**, Bergenfield, NJ (US)

(73) Assignee: **RAB Lighting Inc.**, Northvale, NJ (US)

(\*\*) Term: **14 Years**

(21) Appl. No.: **29/412,034**

(22) Filed: **Jan. 30, 2012**

(51) **LOC (9) Cl.** ..... **26-03**

(52) **U.S. Cl.** ..... **D26/89**

(58) **Field of Classification Search** ..... D26/36,  
D26/59, 71, 74, 76, 85, 87, 89, 90, 91, 124;  
362/147, 148, 365, 453-456, 479, 483, 488,  
362/490; D23/377, 379, 411

See application file for complete search history.

(56) **References Cited**

**U.S. PATENT DOCUMENTS**

|              |         |                |       |         |
|--------------|---------|----------------|-------|---------|
| D134,355 S * | 11/1942 | Rolph          | ..... | D26/88  |
| D196,981 S * | 11/1963 | Pettengill     | ..... | D26/67  |
| D209,394 S * | 11/1967 | deMan          | ..... | D22/122 |
| D218,985 S * | 10/1970 | Anderson, Jr.  | ..... | D26/67  |
| D222,103 S * | 9/1971  | Anderson, Jr.  | ..... | D26/85  |
| D228,792 S * | 10/1973 | Copnrad        | ..... | D26/123 |
| D240,320 S * | 6/1976  | Anderson, Jr.  | ..... | D26/85  |
| D294,871 S * | 3/1988  | Ewing et al.   | ..... | D26/85  |
| D419,660 S * | 1/2000  | Zuege          | ..... | D23/377 |
| D425,610 S * | 5/2000  | Gee, II        | ..... | D23/377 |
| D437,077 S * | 1/2001  | Minissi et al. | ..... | D26/85  |

(Continued)

**OTHER PUBLICATIONS**

Abacus Exterior Lighting Brochure [online], pp. 44-47, 2012 [retrieved on May 17, 2012]. Retrieved from the Internet: <URL: <http://www.abaculighting.com/pdf/brochure-exterior-lighting.pdf>>.

(Continued)

*Primary Examiner* — Clare E Heflin

(74) *Attorney, Agent, or Firm* — Stewart & Irwin, P.C.;  
Dennis S. Schell; Bassam S. Nader

(57) **CLAIM**

The ornamental design for a disk shaped LED light housing, substantially as shown and described.

**DESCRIPTION**

FIG. 1 is a bottom perspective view of an embodiment of the new design;

FIG. 2 is a top perspective view of the embodiment;

FIG. 3 is a top view of the embodiment;

FIG. 4 is a bottom view of the embodiment;

FIG. 5 is a front side view of the embodiment;


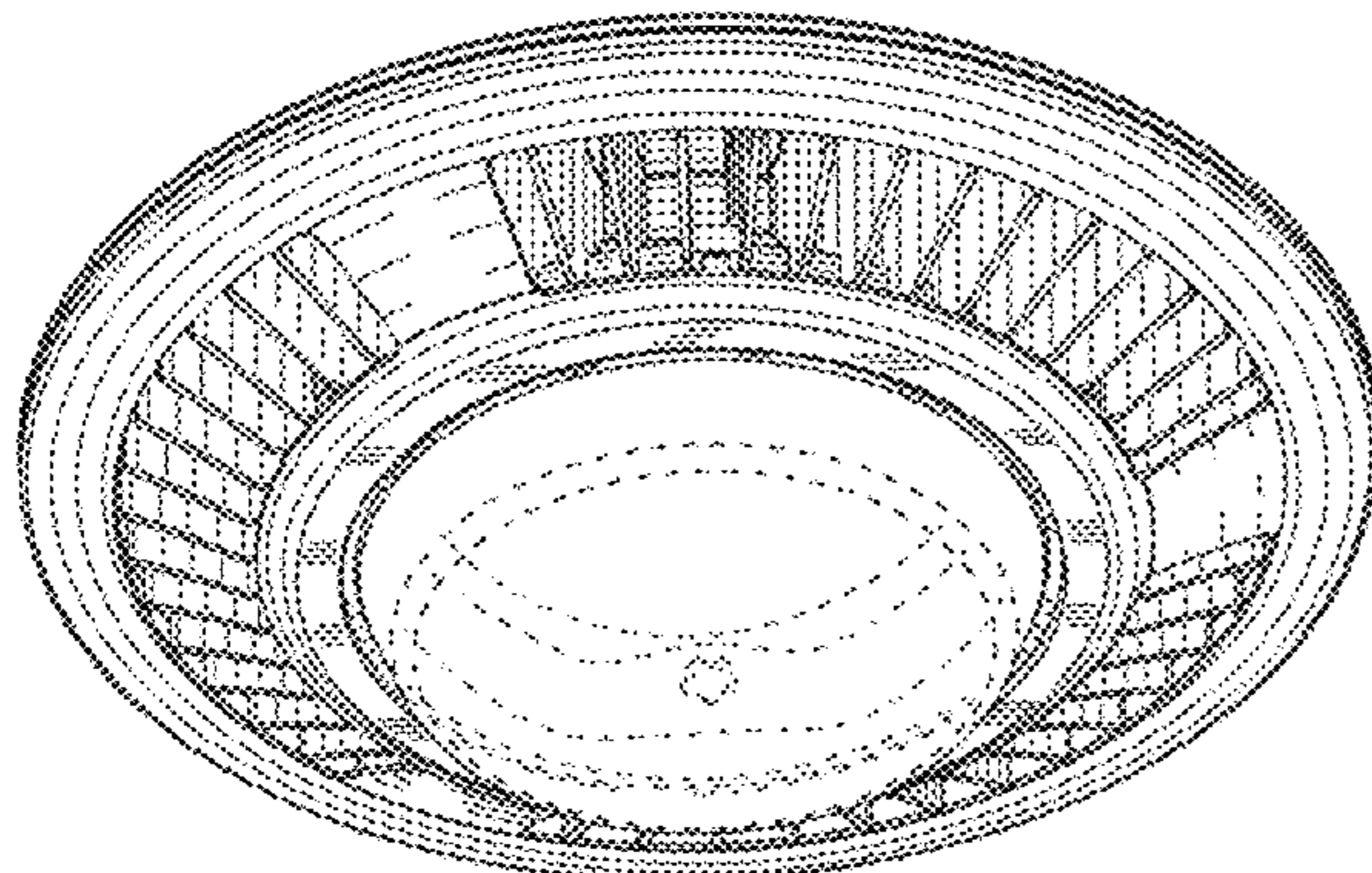
FIG. 6 is a left side view of the embodiment;

FIG. 7 is a rear side view of the embodiment; and,

FIG. 8 is a cross-sectional view of the embodiment taken along line 8-8 of FIG. 3.

The design consists of the features of shape, ornament and configuration of the article shown in the drawings. The broken lines shown in the drawings are for the purposes of illustrating portions of the article that form no part of the claimed design. The right side view is a mirror image of the left side view and is therefore omitted. The cross-sectional view is included to further illustrate certain interior portions of the embodiment visible through openings in the outer surface.

**1 Claim, 8 Drawing Sheets**



# US D673,320 S

Page 2

---

## U.S. PATENT DOCUMENTS

D444,903 S 7/2001 Wang  
D558,374 S \* 12/2007 Sandell ..... D26/71  
D573,289 S \* 7/2008 Xu et al. .... D26/67  
D573,737 S \* 7/2008 Lee ..... D26/59  
D583,497 S \* 12/2008 Miller et al. .... D26/85  
D627,454 S \* 11/2010 Pan ..... D23/377  
7,841,734 B2 11/2010 Wilcox  
D642,316 S \* 7/2011 Zheng et al. .... D26/72

## OTHER PUBLICATIONS

Dialight "DuroSitee® Series LED High Bay" Product Catalog  
[online], 8 pp. [retrieved on May 17, 2012]. Retrieved from the  
Internet: <URL: [http://www.dialight.com/Assets%5CBrochures\\_  
And\\_Catalogs%5CIllumination%5CMDEXHBX001.pdf](http://www.dialight.com/Assets%5CBrochures_And_Catalogs%5CIllumination%5CMDEXHBX001.pdf)>.

\* cited by examiner



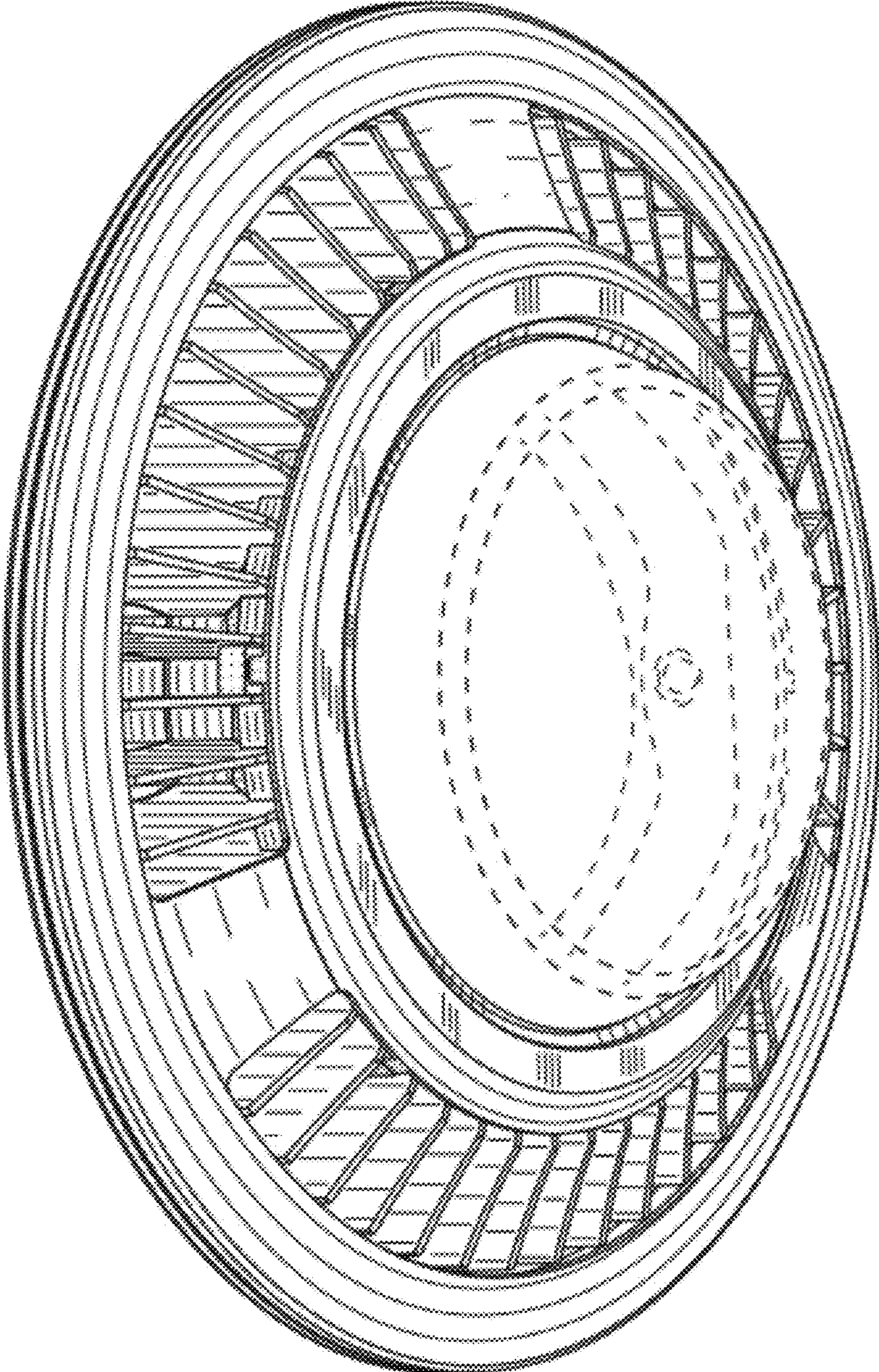


Fig. 1



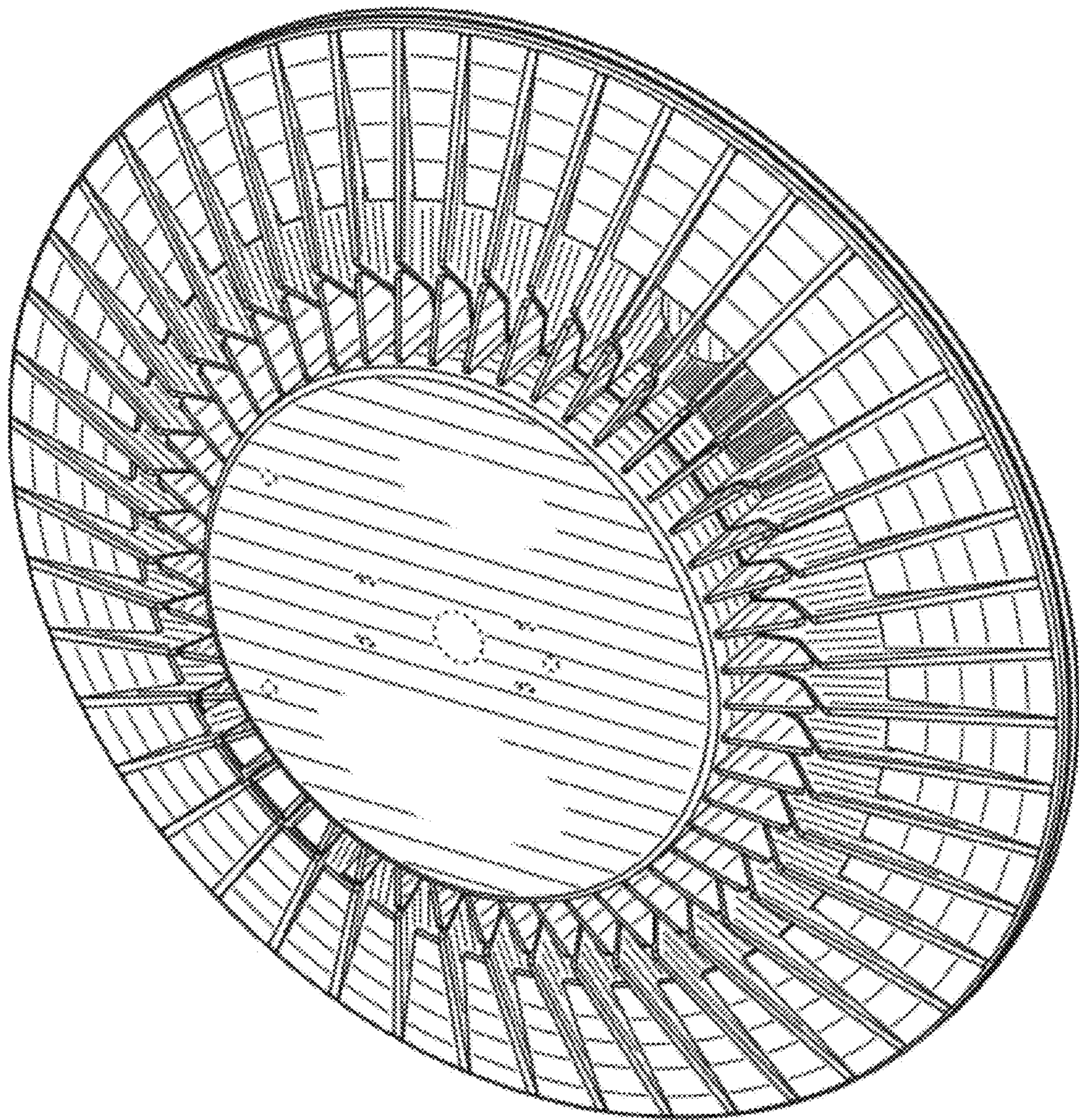


Fig. 2



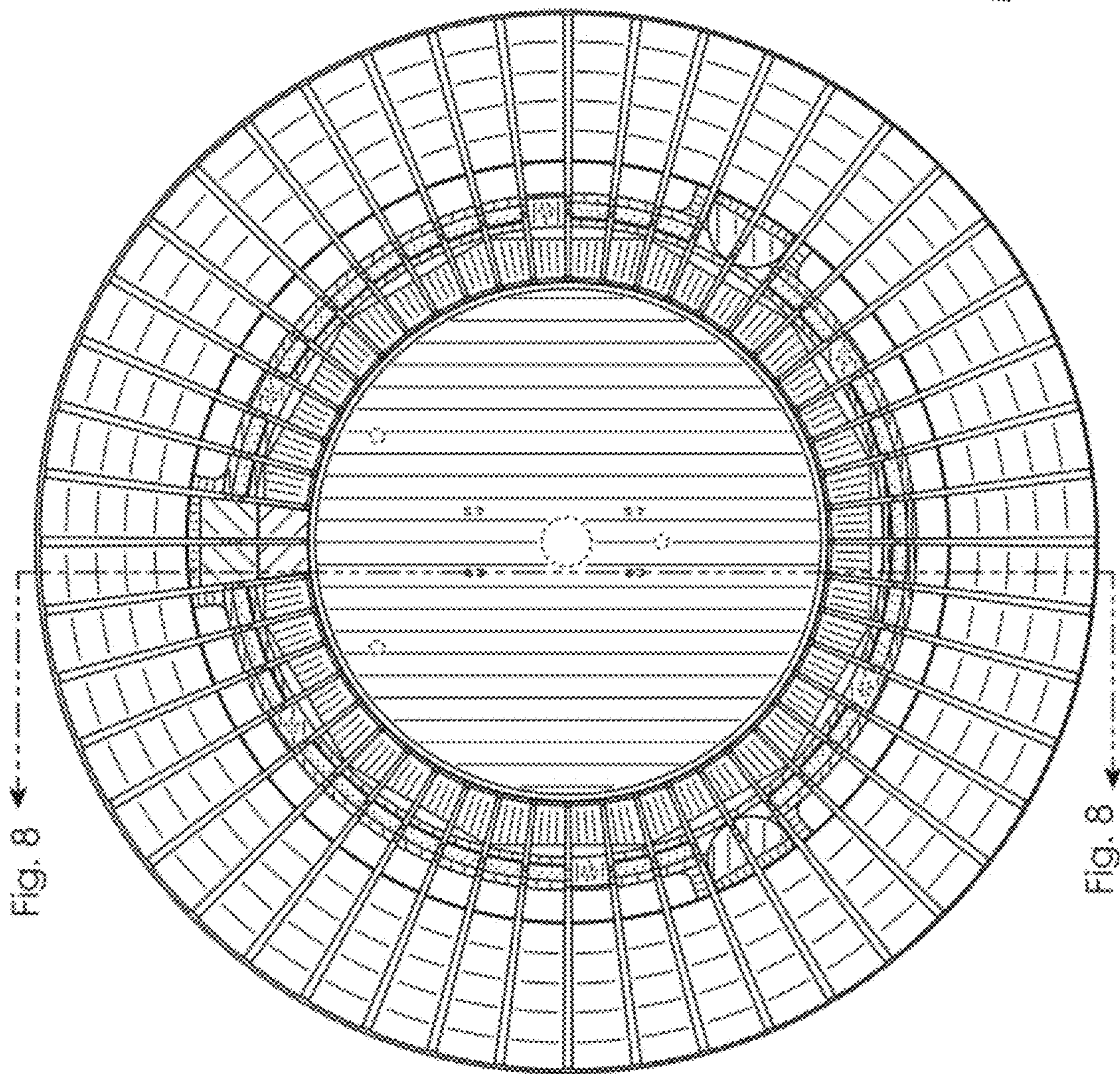


Fig. 3



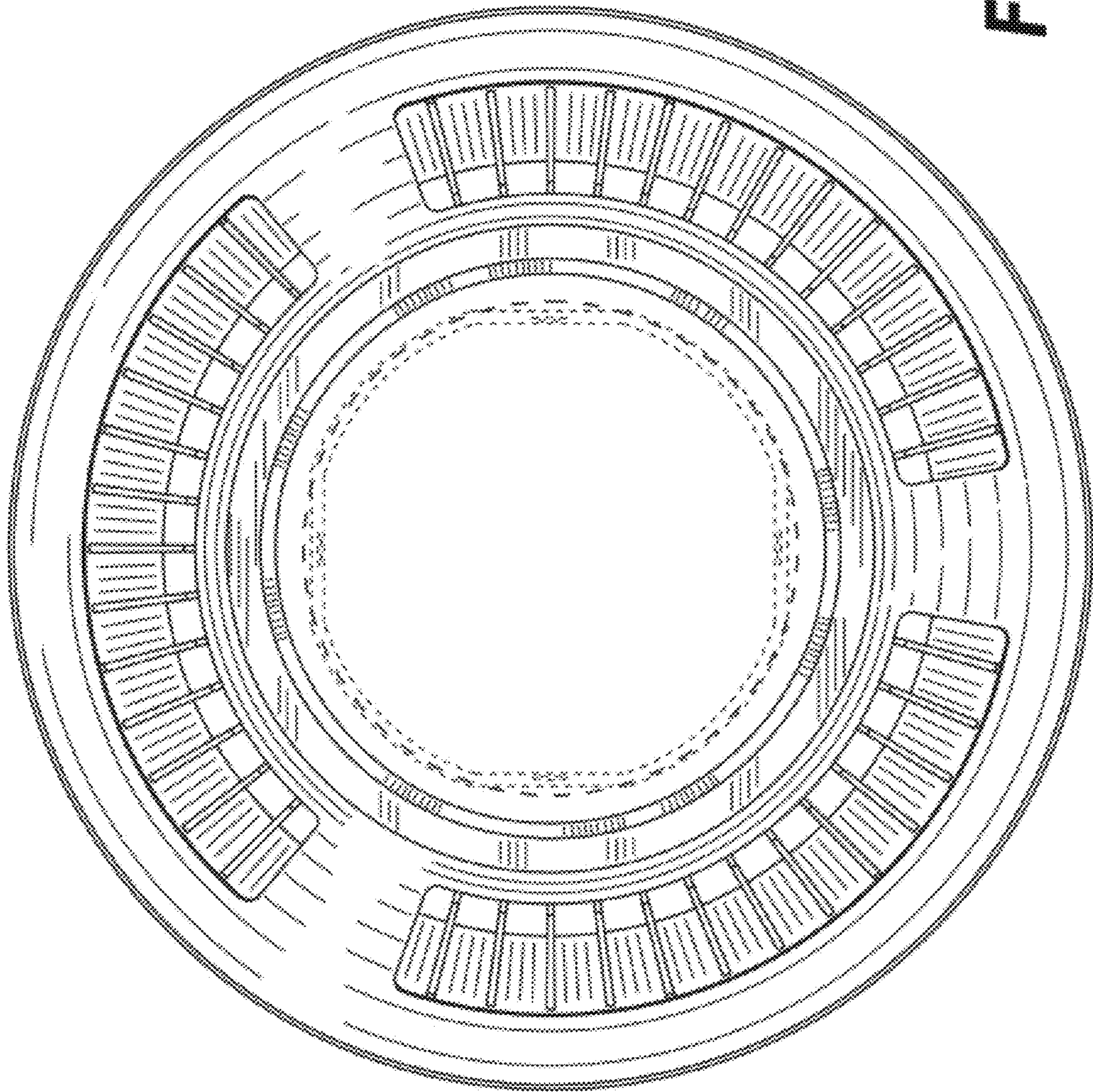


Fig. 4



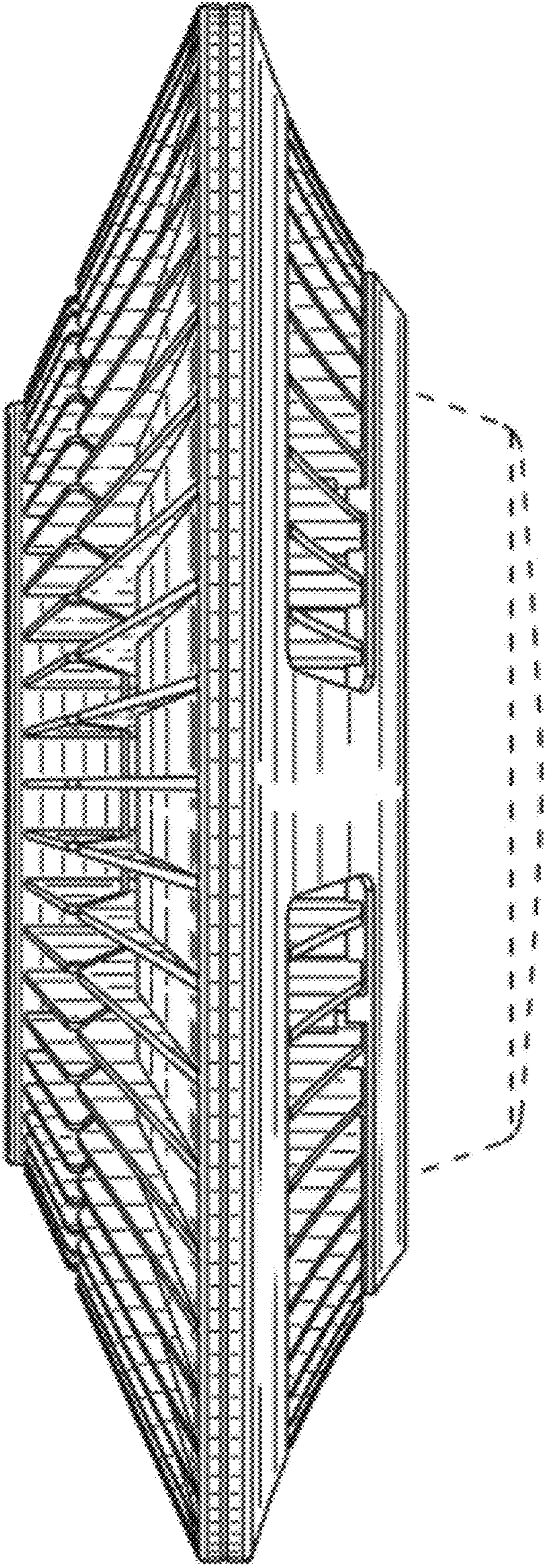


Fig. 5



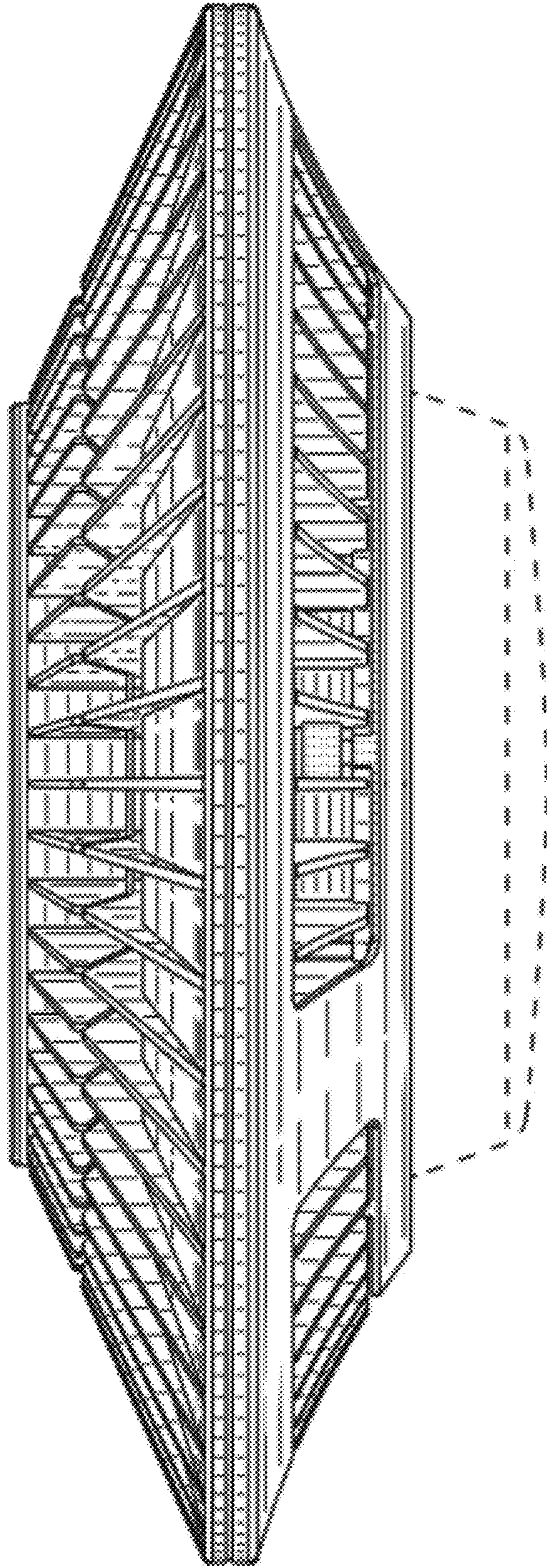


Fig. 6



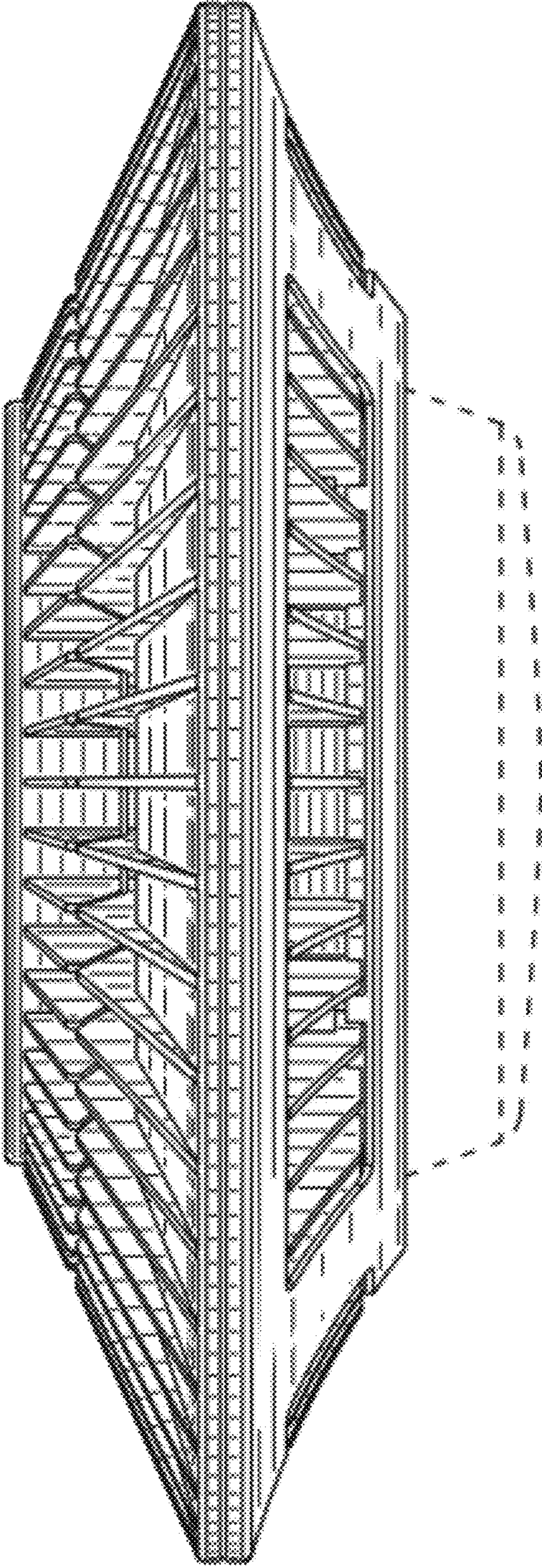


Fig. 7



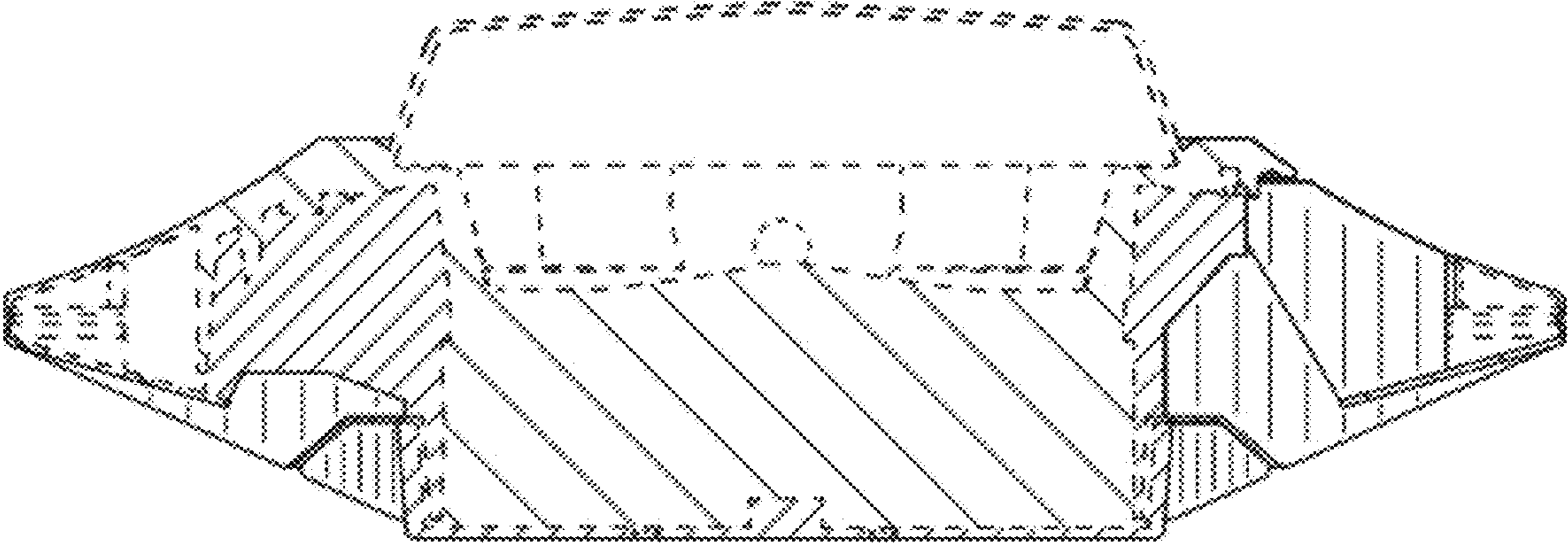


Fig. 8