



US00D673276S

(12) **United States Design Patent**
Jamison et al.

(10) **Patent No.:** **US D673,276 S**

(45) **Date of Patent:** **** Dec. 25, 2012**

(54) **INSTRUMENT STAND**

(75) Inventors: **Chris M. Jamison**, West Chester, OH (US); **H. Ray Wright**, Loudon, TN (US); **Antonio Belton**, Richton Park, IL (US); **Dominik J. Beck**, Menlo Park, CA (US)

(73) Assignee: **Reliance Medical Products, Inc.**, Mason, OH (US)

(**) Term: **14 Years**

(21) Appl. No.: **29/404,331**

(22) Filed: **Oct. 19, 2011**

(51) **LOC (9) Cl.** **24-01**

(52) **U.S. Cl.** **D24/178; D24/172**

(58) **Field of Classification Search** D24/172, D24/176-179, 183-185; D6/334, 336, 360-361, D6/501-502; D10/46; 248/127; 297/330, 297/391, 411.2, 445.1, 447.2, 452.28, 452.29; 351/245, 200, 244, 246; 433/33

See application file for complete search history.

(56) **References Cited**

U.S. PATENT DOCUMENTS

D107,210	S	*	11/1937	Behling	D10/88
2,491,242	A		12/1949	Alexander		
2,874,689	A		2/1959	Gavelek		
3,198,574	A		8/1965	Hayashi et al.		
3,259,355	A		7/1966	Slouka		
D206,532	S		12/1966	Gardella		
D206,585	S		1/1967	Gardella		
3,436,046	A		4/1969	Valeska		
3,486,789	A		12/1969	Taylor et al.		
3,578,379	A		5/1971	Taylor et al.		
3,873,152	A		3/1975	Garas		
D235,274	S		6/1975	Armbruster		
D236,299	S		8/1975	Long		
D268,149	S		3/1983	Case		
4,415,204	A		11/1983	Cavrak		

D281,533 S * 11/1985 Seager D24/172
4,657,217 A 4/1987 Kiesel et al.
D292,526 S 10/1987 Nakayama

(Continued)

OTHER PUBLICATIONS

Topcon IS-2500 Instrument Stand. Cal Coast Ophthalmic Instruments, Inc. Copyright 2005. [Retrieved on Sep. 12, 2012]. Retrieved from the Internet: <URL: <http://www.calcoastophthalmic.com/products/stands/topcon IS2500/>>.*

(Continued)

Primary Examiner — Wan Laymon

(74) *Attorney, Agent, or Firm* — Wood, Herron & Evans, L.L.P.

(57) **CLAIM**

The ornamental design for an instrument stand, as shown and described.

DESCRIPTION

FIG. 1 is a front perspective view of the instrument stand according to the invention.

FIG. 2 is a front view of the instrument stand according to the invention, the rear view being a mirror image thereof.

FIG. 3 is a left side view of the instrument stand according to the invention.

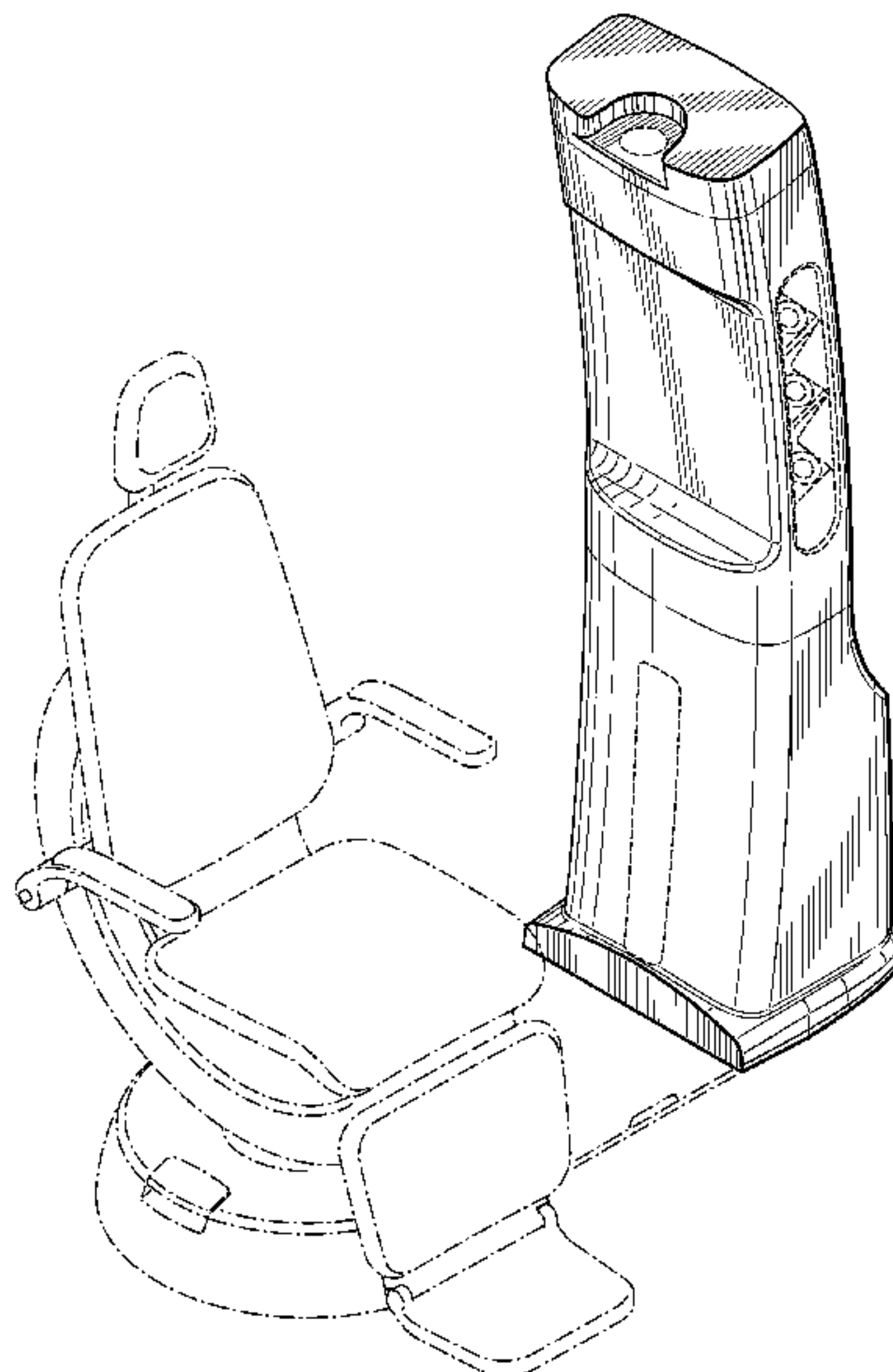
FIG. 4 is a right side view of the instrument stand according to the invention.

FIG. 5 is a top view of the instrument stand according to the invention; and,

FIG. 6 is a bottom view of the instrument stand according to the invention.

Any elements shown in dash-dot lines form no part of the claimed invention in this application, and are instead included to show environmental aspects of the claimed invention.

1 Claim, 3 Drawing Sheets



US D673,276 S

U.S. PATENT DOCUMENTS

4,741,506 A	5/1988	Schwaegerle		6,095,649 A	8/2000	Brooks et al.
D300,657 S	4/1989	Simpkins et al.		6,106,065 A	8/2000	Carroll
4,852,941 A	8/1989	Jones		D433,588 S	11/2000	Smith et al.
4,910,386 A	3/1990	Johnson		6,264,329 B1	7/2001	Brooks et al.
D321,097 S	10/1991	Jones et al.		D456,080 S	4/2002	Karlsson
5,313,961 A	5/1994	McKee		D456,158 S	4/2002	Van Severen
5,348,375 A	9/1994	Steininger		6,382,725 B1	5/2002	Carroll
D352,106 S	11/1994	Fanney et al.		D458,378 S	6/2002	Bevington
D353,201 S	12/1994	Crook et al.		6,575,575 B2	6/2003	O'Brien et al.
D354,176 S	1/1995	Schwaegerle et al.		6,712,470 B2 *	3/2004	O'Brien et al. 351/245
D354,177 S	1/1995	Schwaegerle et al.		6,721,976 B2	4/2004	Schwaegerle
5,399,007 A	3/1995	Marconet		6,736,360 B1	5/2004	Buczek
D361,674 S	8/1995	Carter, Sr.		D503,233 S	3/2005	Smith
5,461,965 A	10/1995	Schwaegerle		D504,515 S	4/2005	Smith
5,467,002 A	11/1995	Brooks		6,886,199 B1	5/2005	Schwaegerle
5,480,212 A	1/1996	Marconet		D506,257 S	6/2005	Smith
5,520,363 A	5/1996	Burton et al.		6,928,676 B1	8/2005	Schwaegerle
5,580,023 A	12/1996	Burton et al.		D509,079 S	9/2005	Natuzzi
D378,315 S	3/1997	Schwaegerle et al.		D509,371 S	9/2005	Natuzzi
5,624,159 A	4/1997	Celoni et al.		D512,507 S	12/2005	Smith
D379,409 S	5/1997	Schwaegerle et al.		D514,701 S	2/2006	Smith
5,645,313 A	7/1997	Best et al.		D531,318 S	10/2006	Morral Gispert
D384,154 S *	9/1997	Malmen et al. D24/178		D533,368 S	12/2006	Natuzzi
5,696,574 A	12/1997	Schwaegerle		7,207,531 B2	4/2007	Piontkowski
5,717,480 A	2/1998	Brooks et al.		7,401,921 B2	7/2008	Baker et al.
5,777,344 A	7/1998	Hayashi		7,467,871 B2	12/2008	Lawhorn et al.
D397,259 S	8/1998	Chatani et al.		D602,269 S	10/2009	Jamison et al.
D407,379 S	3/1999	Schwaegerle		7,614,747 B2 *	11/2009	Foster 351/246
5,907,387 A	5/1999	Schwaegerle		7,670,003 B2	3/2010	Kendrick
D412,621 S	8/1999	Smith et al.		D621,050 S	8/2010	Jamison et al.
D412,801 S	8/1999	Smith et al.		7,954,950 B2 *	6/2011	Dreher et al. 351/246
5,992,934 A	11/1999	Gehrig et al.		2011/0147546 A1	6/2011	Monsalve et al.
D418,339 S	1/2000	Smith et al.				
D418,686 S	1/2000	Smith et al.				
D419,343 S	1/2000	Smith et al.				
D420,233 S	2/2000	Smith et al.				
D423,262 S	4/2000	Smith et al.				
D424,200 S	5/2000	Smith				
D424,337 S	5/2000	Smith et al.				
D425,341 S	5/2000	Smith et al.				
D425,735 S	5/2000	Smith et al.				
D425,991 S	5/2000	Smith et al.				
D426,715 S	6/2000	Smith et al.				

OTHER PUBLICATIONS

Ophthalmic Chair And Instrument Stand Model 1500. Protech Ophthalmics. Copyright 2012. [Retrieved on Sep. 12, 2012]. Retrieved from the Internet: <URL: <http://www.eyedoctorsupply.com/servlet/the-140/Ophthalmic-Chair-And-Instrument/Detail>>.*
 Topcon CSIII Chair and Stand. Vision Systems Inc. [Retrieved on Sep. 12, 2012]. Retrieved from the Internet: <URL: <http://www.patternless.com/topcon-csiii-chair-and-stand/>>.*

* cited by examiner

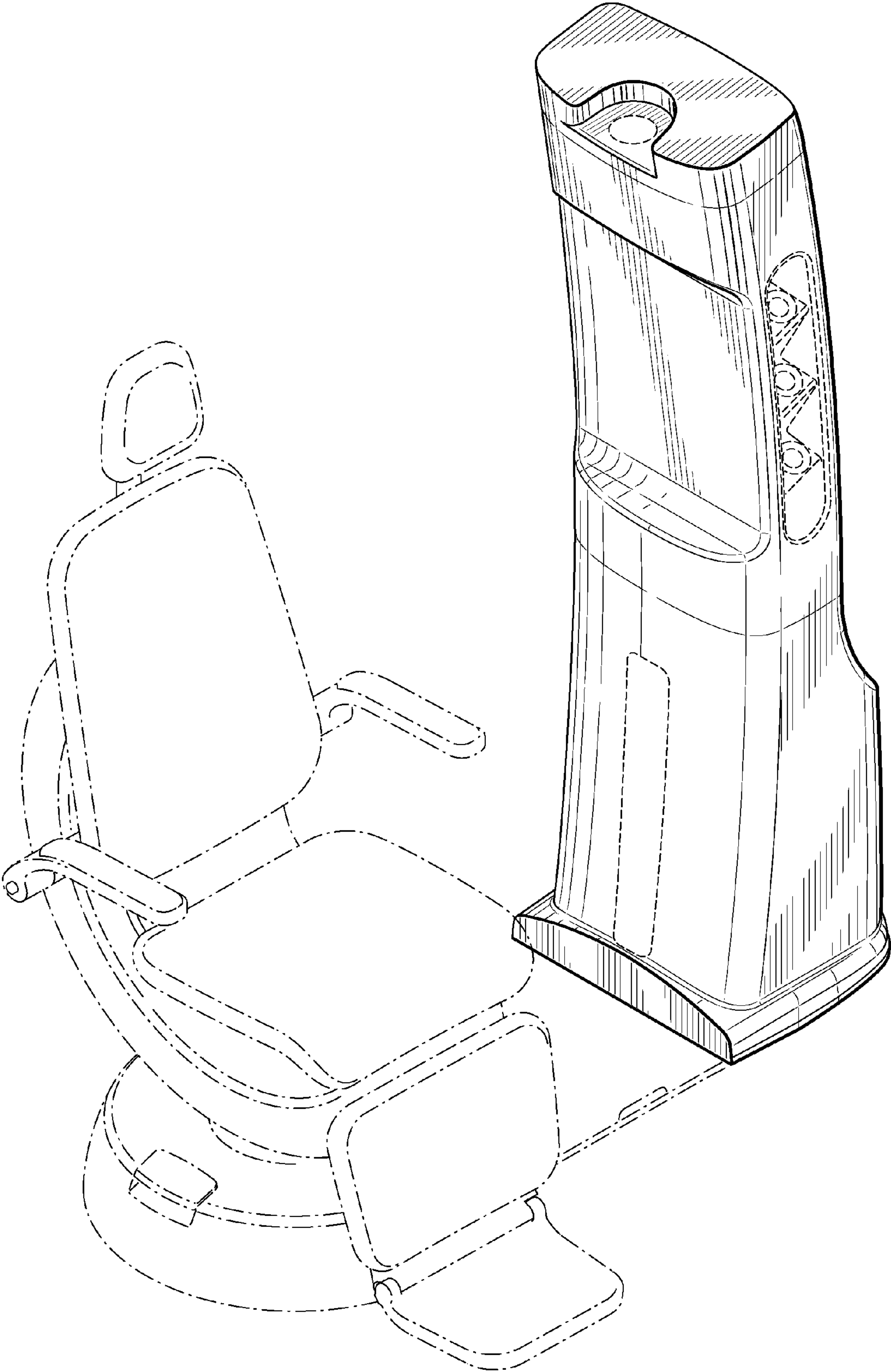


FIG. 1

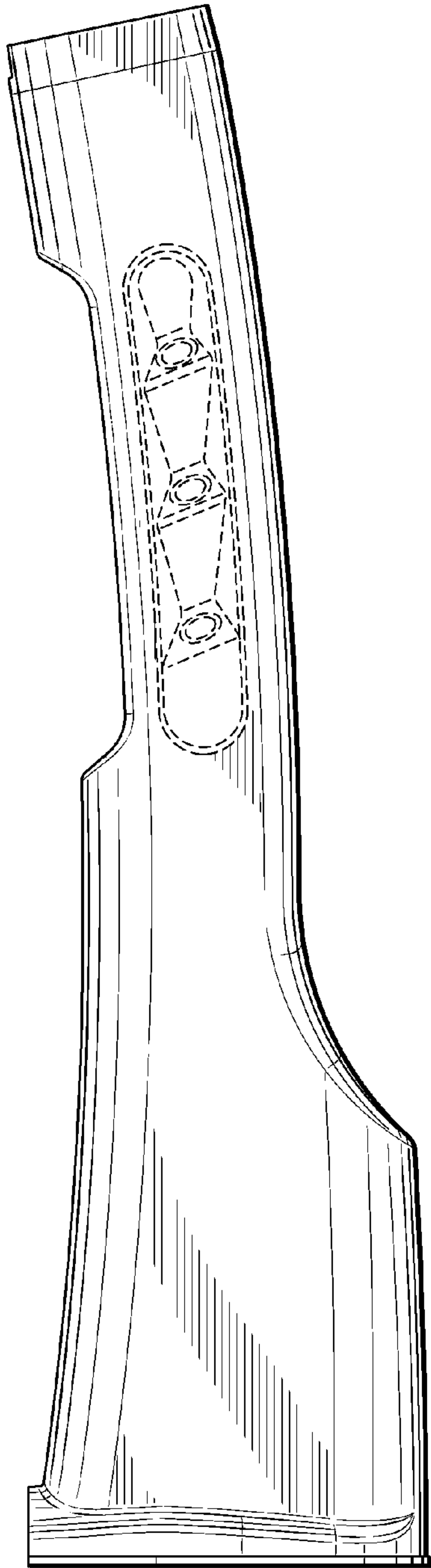


FIG. 2

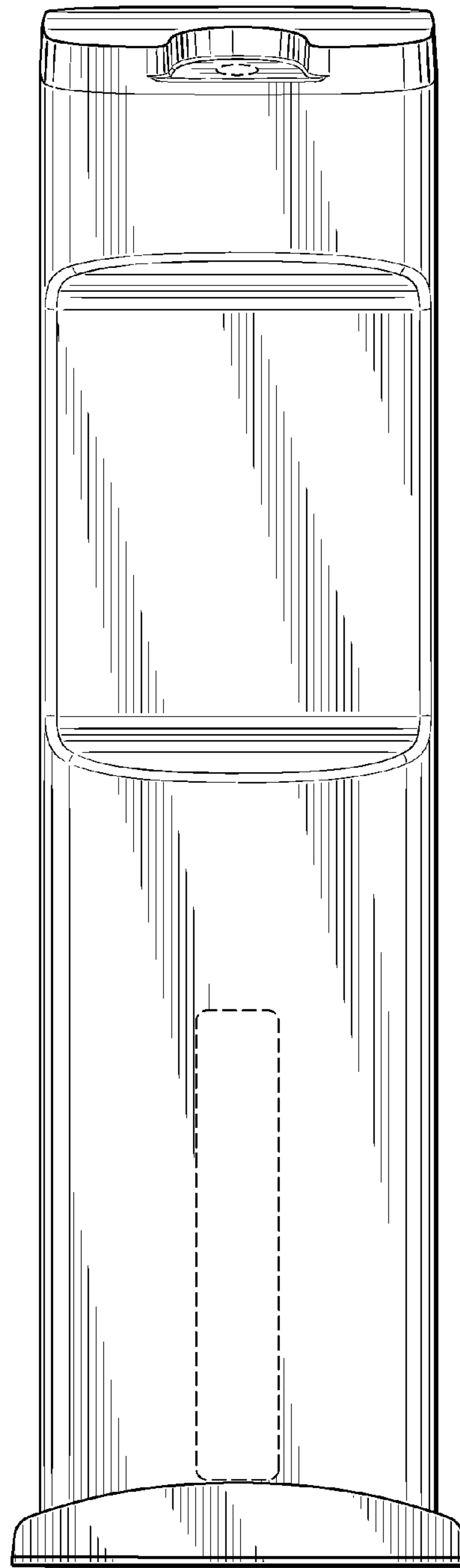


FIG. 3

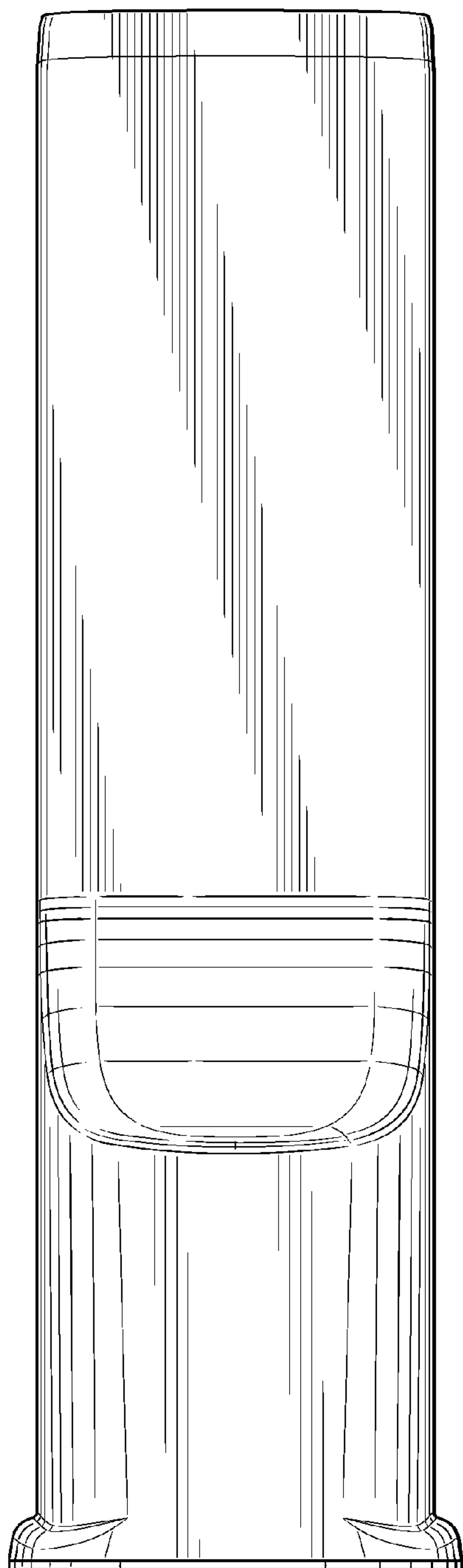


FIG. 4

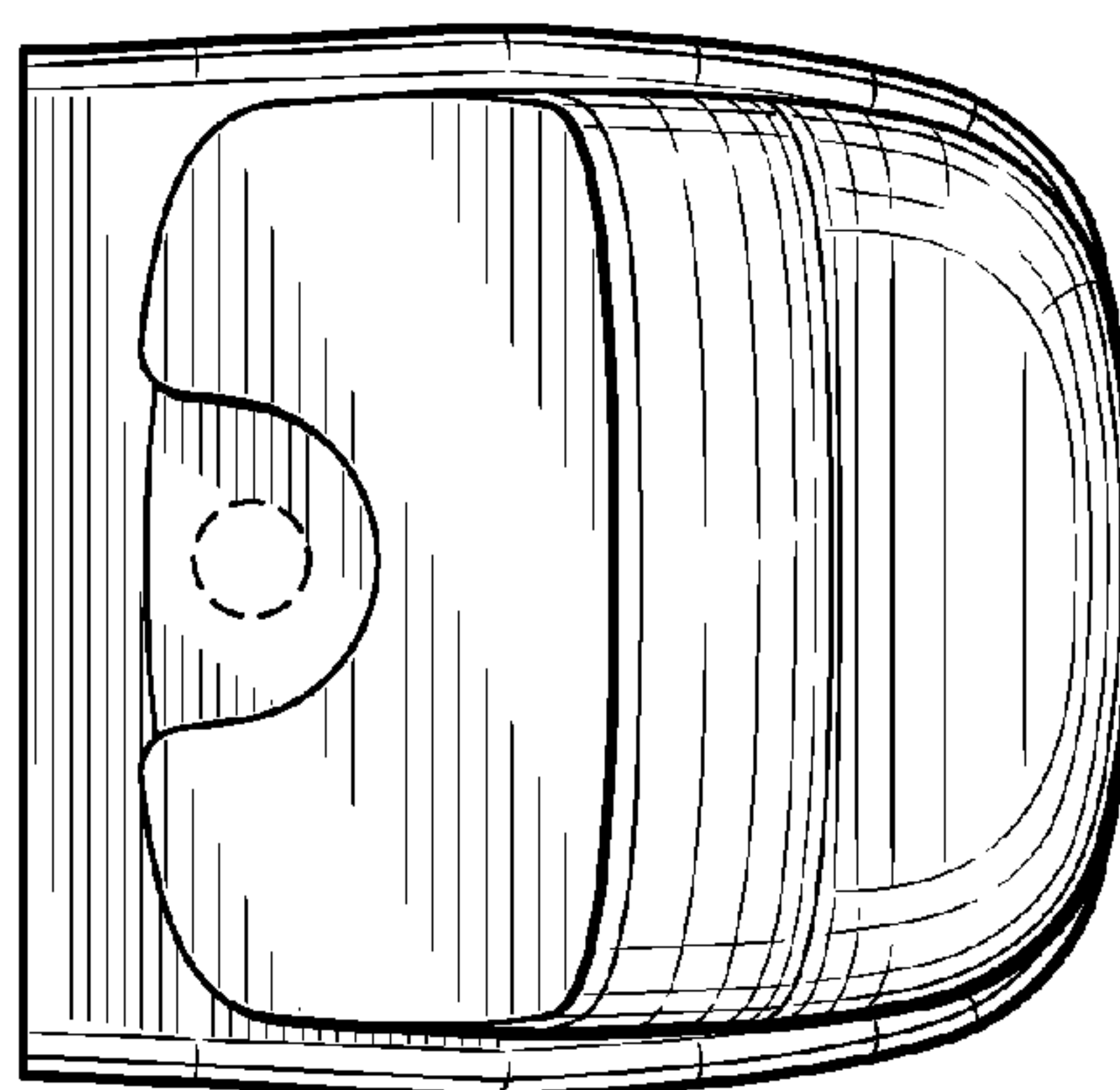


FIG. 5

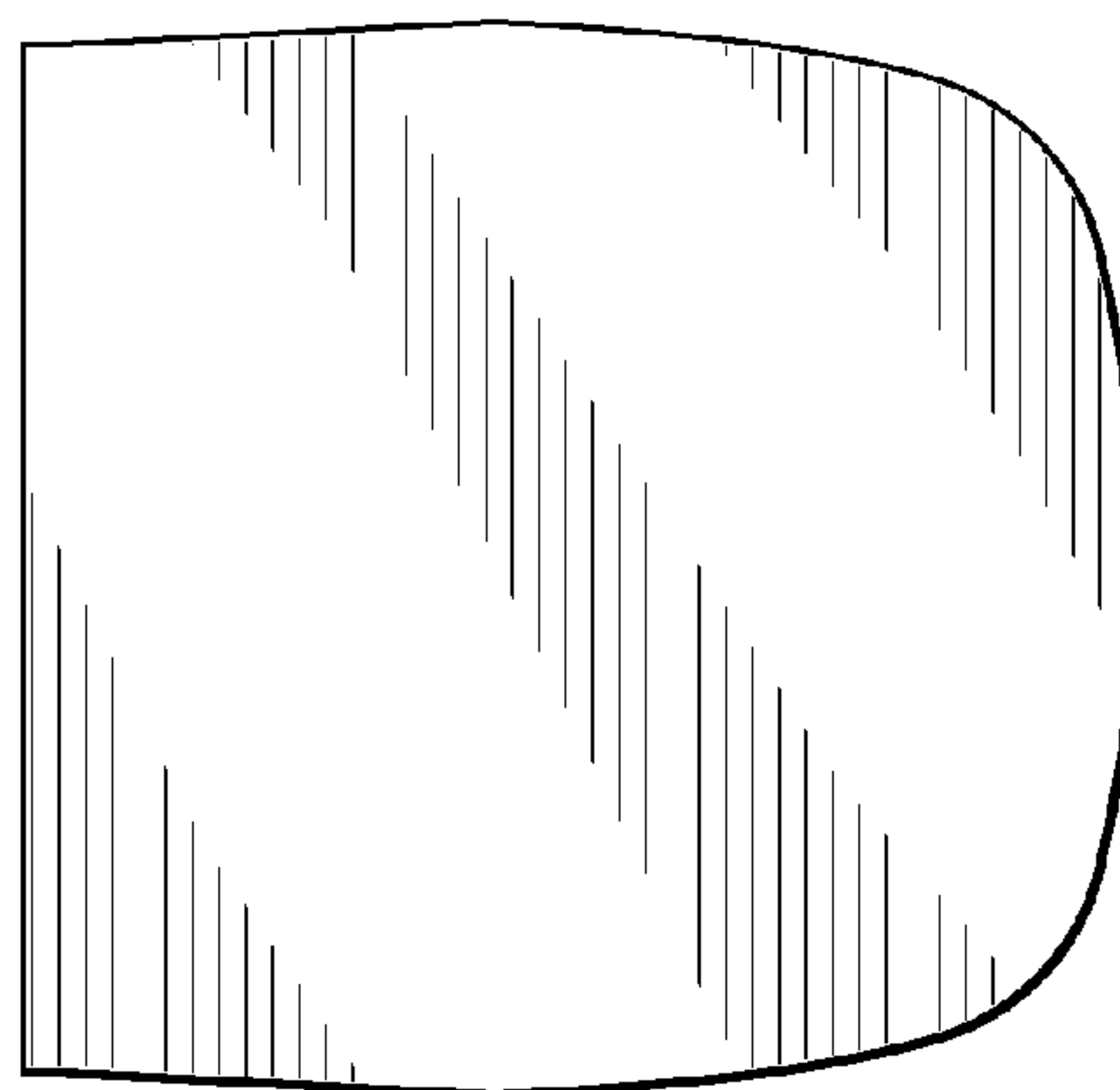


FIG. 6