



US00D673271S

(12) **United States Design Patent**
George

(10) **Patent No.:** **US D673,271 S**

(45) **Date of Patent:** **** Dec. 25, 2012**

(54) **DOUBLE-ENDED UTERINE DEVICE**

(75) Inventor: **Samuel George**, Weybridge (GB)

(73) Assignee: **Samuel George**, Surrey (GB)

(**) Term: **14 Years**

(21) Appl. No.: **29/414,637**

(22) Filed: **Mar. 1, 2012**

(51) **LOC (9) Cl.** **24-02**

(52) **U.S. Cl.** **D24/135**

(58) **Field of Classification Search** D24/135,
D24/112, 130, 133, 140, 147, 149; 606/119,
606/191, 193, 198; 604/96.01, 103.03, 104,
604/164.1, 279; 600/591

See application file for complete search history.

(56) **References Cited**

U.S. PATENT DOCUMENTS

3,630,190	A *	12/1971	Baker	600/591
3,704,712	A *	12/1972	Giesy et al.	606/198
3,809,091	A *	5/1974	Shute	606/119
D269,206	S *	5/1983	Glassman	D24/135
4,535,759	A *	8/1985	Polk et al.	601/2
D334,803	S *	4/1993	Discko, Jr.	D24/112
5,445,643	A *	8/1995	Valtchev	606/119
5,916,173	A *	6/1999	Kirsner	600/551
6,183,435	B1 *	2/2001	Bumbalough et al.	604/95.01

D485,358	S *	1/2004	Woo	D24/135
D605,760	S *	12/2009	George et al.	D24/135
2010/0180422	A1 *	7/2010	Valtchev	29/428
2011/0028864	A1 *	2/2011	Doubrava et al.	600/591

* cited by examiner

Primary Examiner — Bridget L Eland

(74) *Attorney, Agent, or Firm* — Syndicated Law; Brian S. Boyer

(57) **CLAIM**

The ornamental design for “a double-ended uterine device”, as shown and described.

DESCRIPTION

FIG. 1 is an oblique view of a first embodiment of “a double-ended uterine device” showing my new design;

FIG. 2 is a side view thereof;

FIG. 3 is a front view thereof;

FIG. 4 is a back view thereof;

FIG. 5 is an oblique view of a second embodiment of “a double-ended uterine device” showing my new design;

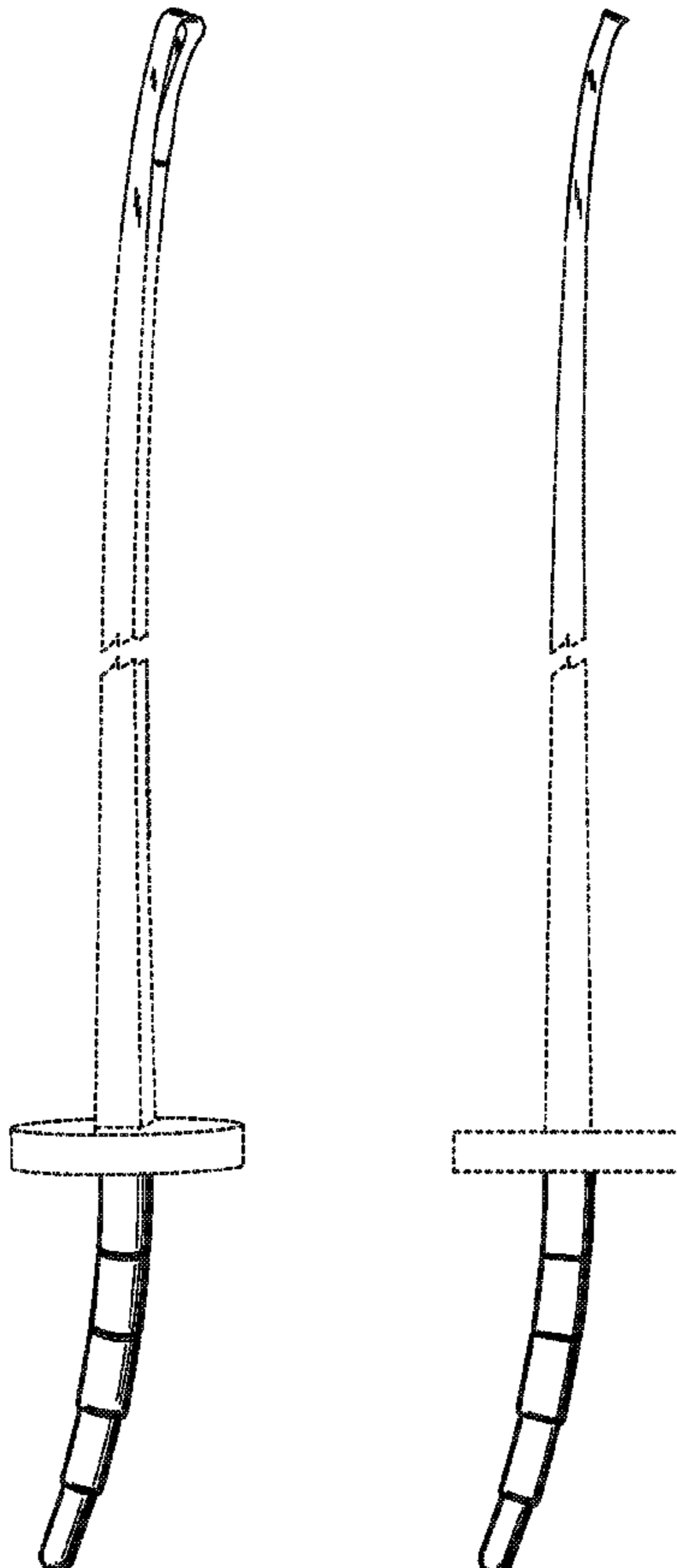
FIG. 6 is a side view thereof;

FIG. 7 is a front view thereof; and,

FIG. 8 is a back view thereof.

The broken lines showing the remainder of the uterine device are directed to environment and are for illustrative purposes only; the broken lines form no part of the claimed design.

1 Claim, 4 Drawing Sheets



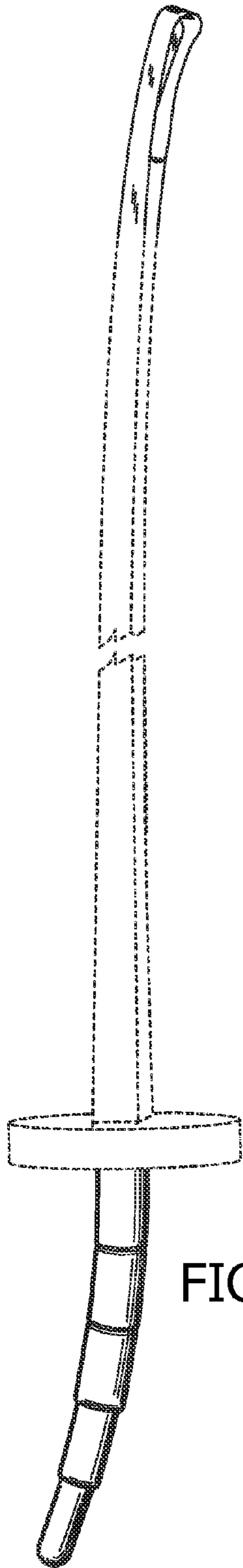


FIG. 1

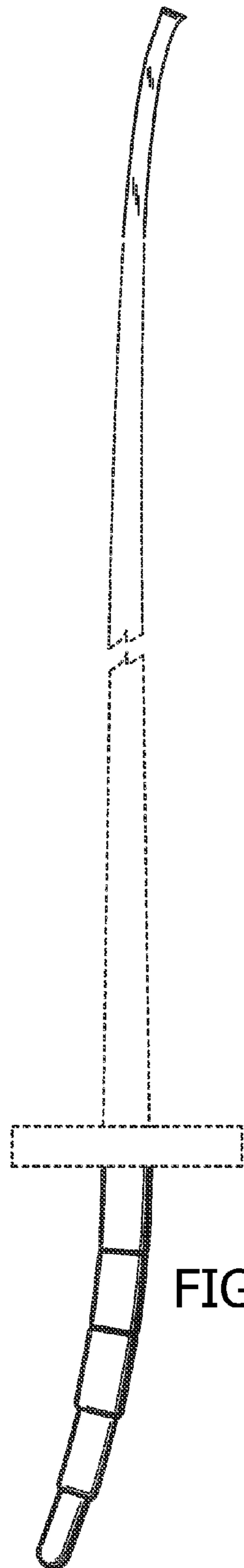


FIG. 2

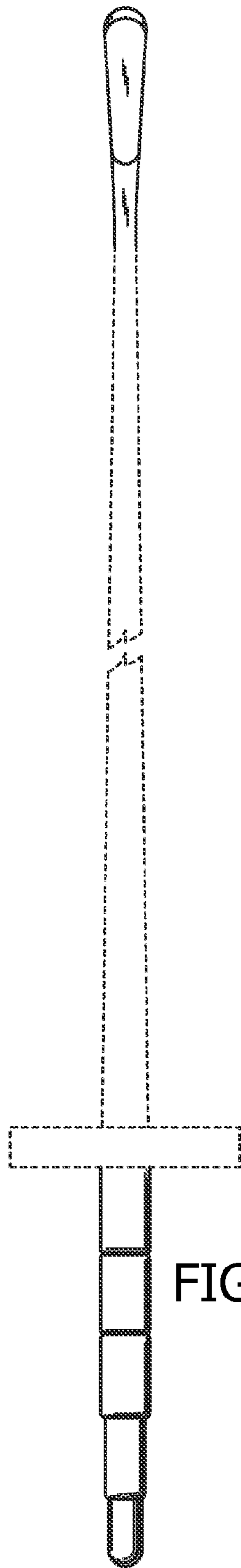


FIG. 3

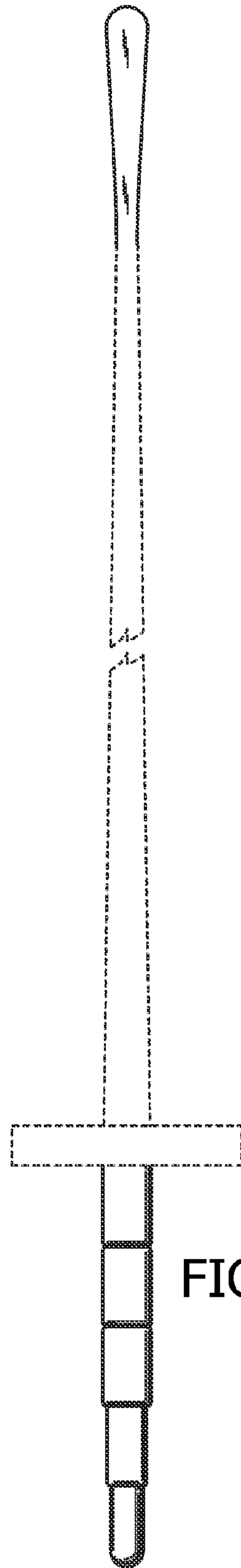


FIG. 4

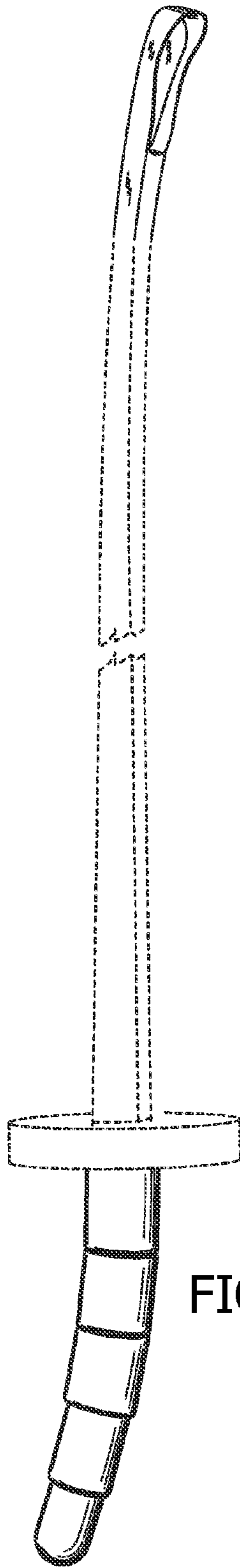


FIG. 5

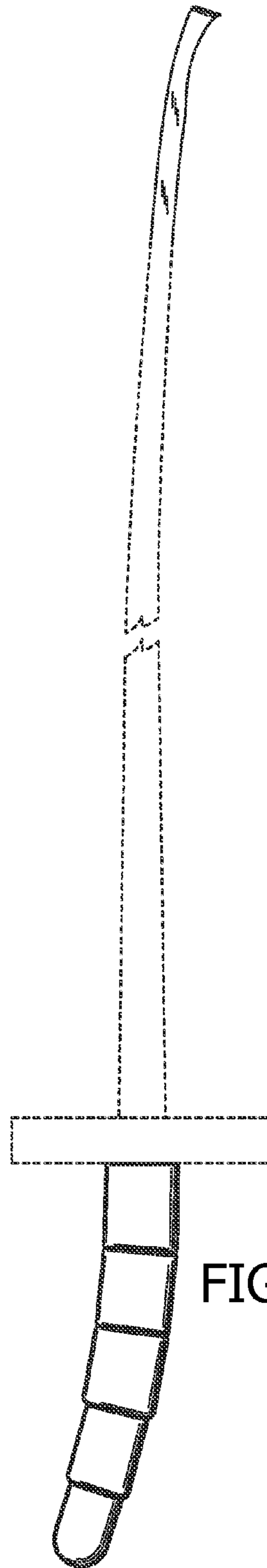


FIG. 6

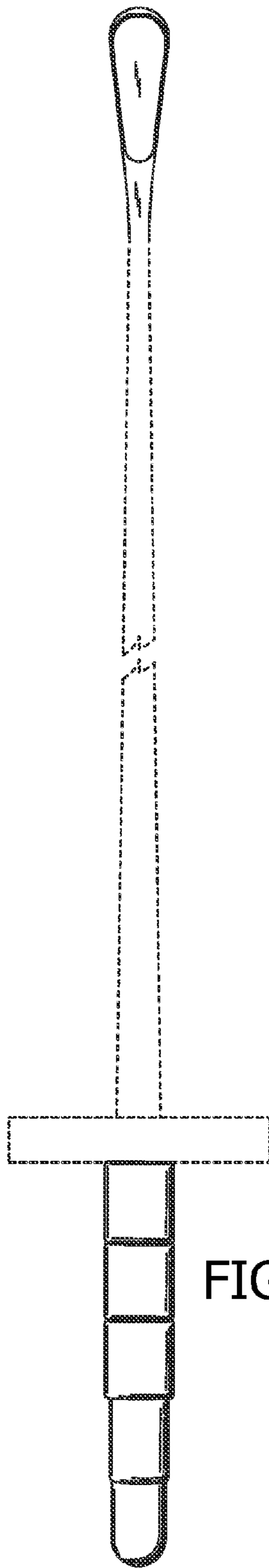


FIG. 7

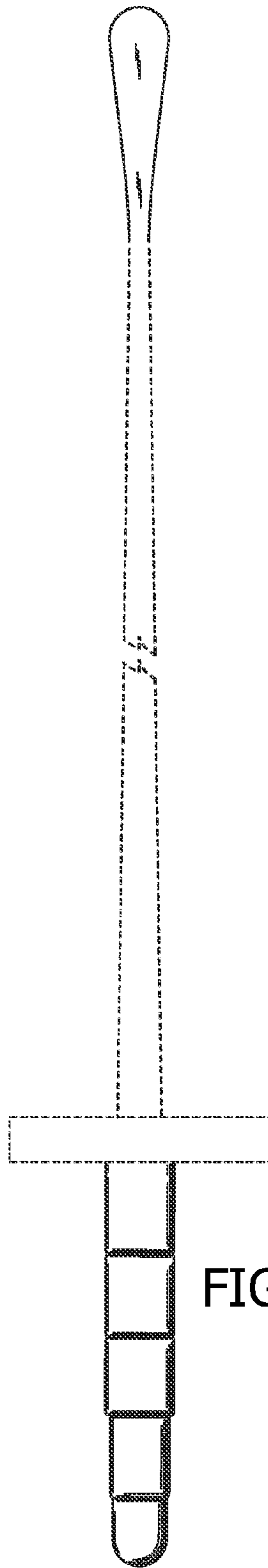


FIG. 8