

US00D673266S

(12) **United States Design Patent**  
**Tufts et al.**

(10) **Patent No.:** **US D673,266 S**

(45) **Date of Patent:** **\*\* Dec. 25, 2012**

(54) **CATHETER PATCH**

(75) Inventors: **Scott Tufts**, El Paso, TX (US); **Jesus Flores**, El Paso, TX (US); **Patrick Brune**, El Paso, TX (US); **James P. McDonald**, El Paso, TX (US)

(73) Assignee: **Carefusion 2200, Inc.**, San Diego, CA (US)

(\*\*) Term: **14 Years**

(21) Appl. No.: **29/381,360**

(22) Filed: **Dec. 17, 2010**

(51) **LOC (9) Cl.** ..... **24-02**

(52) **U.S. Cl.** ..... **D24/128**

(58) **Field of Classification Search** ..... D24/124,  
D24/128; 128/DIG. 26, DIG. 6, 846; 156/272.2;  
602/54, 57-58, 89; 604/174, 177-180, 187,  
604/227

See application file for complete search history.

(56) **References Cited**

**U.S. PATENT DOCUMENTS**

D256,162	S	*	7/1980	Haerr et al.	.....	D24/128
D289,689	S	*	5/1987	Becsi et al.	.....	D24/128
D305,363	S	*	1/1990	Gentelia et al.	.....	D24/128
5,098,399	A	*	3/1992	Tollini	.....	604/180
D364,922	S	*	12/1995	Bierman	.....	D24/128
D375,355	S	*	11/1996	Bierman	.....	D24/128
D375,356	S	*	11/1996	Bierman	.....	D24/128
5,665,066	A	*	9/1997	Fischer	.....	604/82
D389,911	S	*	1/1998	Bierman	.....	D24/128
D393,903	S	*	4/1998	Bierman	.....	D24/128
D399,954	S	*	10/1998	Bierman	.....	D24/128
D401,329	S	*	11/1998	Bierman	.....	D24/128
D404,815	S	*	1/1999	Bierman	.....	D24/128
D424,691	S	*	5/2000	Yavitz	.....	D24/128
D425,619	S	*	5/2000	Bierman	.....	D24/128
D470,936	S	*	2/2003	Bierman	.....	D24/128

D492,411	S	*	6/2004	Bierman	.....	D24/128
D503,977	S	*	4/2005	Bierman	.....	D24/128
D528,206	S	*	9/2006	Bierman	.....	D24/128
D563,552	S	*	3/2008	Bierman et al.	.....	D24/128
D577,437	S	*	9/2008	Bierman et al.	.....	D24/128
8,021,341	B2	*	9/2011	Lampropoulos et al.	.....	604/180
2009/0326474	A1	*	12/2009	Bierman et al.	.....	604/180
2010/0298777	A1	*	11/2010	Nishtala	.....	604/174
2011/0118671	A1	*	5/2011	Beran	.....	604/180
2011/0288486	A1	*	11/2011	Rozier et al.	.....	604/174
2011/0319803	A1	*	12/2011	DiGrazia	.....	602/43
2012/0016312	A1	*	1/2012	Brown et al.	.....	604/180

\* cited by examiner

*Primary Examiner* — Eric Goodman

(74) *Attorney, Agent, or Firm* — Arent Fox LLP

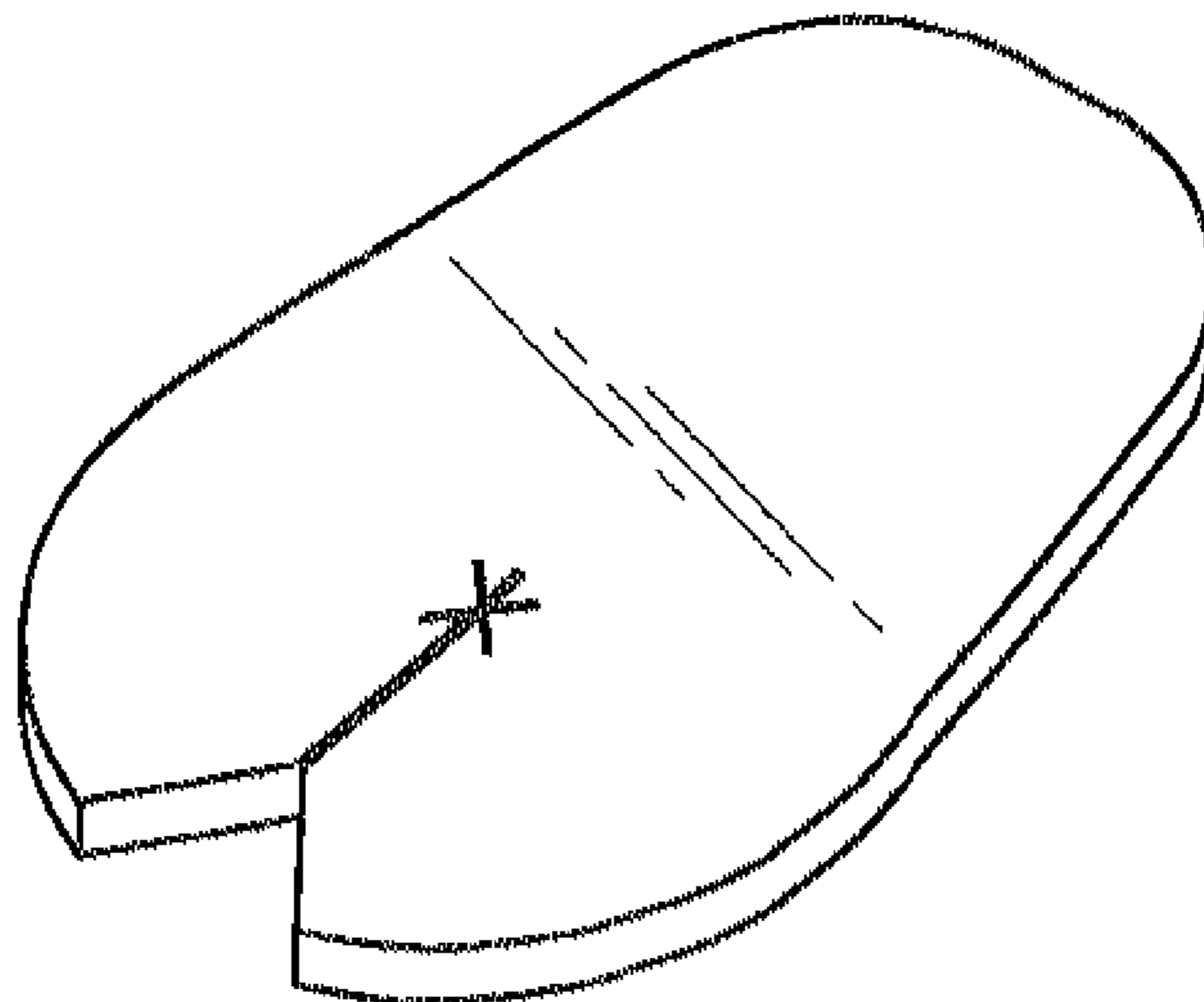
(57) **CLAIM**

The ornamental design for a catheter patch, as shown and described.

**DESCRIPTION**

FIG. 1 is a perspective view showing our new design according to a first embodiment;  
 FIG. 2 is a top view of the design shown in FIG. 1, the bottom view being identical thereto;  
 FIG. 3 is a right side view of the design shown in FIG. 1; the left side view being a mirror image thereof;  
 FIG. 4 is a front view of the design shown in FIG. 1;  
 FIG. 5 is a rear view of the design shown in FIG. 1;  
 FIG. 6 is a perspective view showing our new design according to a second embodiment;  
 FIG. 7 is a top view of the design shown in FIG. 6, the bottom view being identical thereto;  
 FIG. 8 is a right side view of the design shown in FIG. 6; the left side view being a mirror image thereof;  
 FIG. 9 is a front view of the design shown in FIG. 6; and,  
 FIG. 10 is a rear view of the design shown in FIG. 6.

**1 Claim, 2 Drawing Sheets**



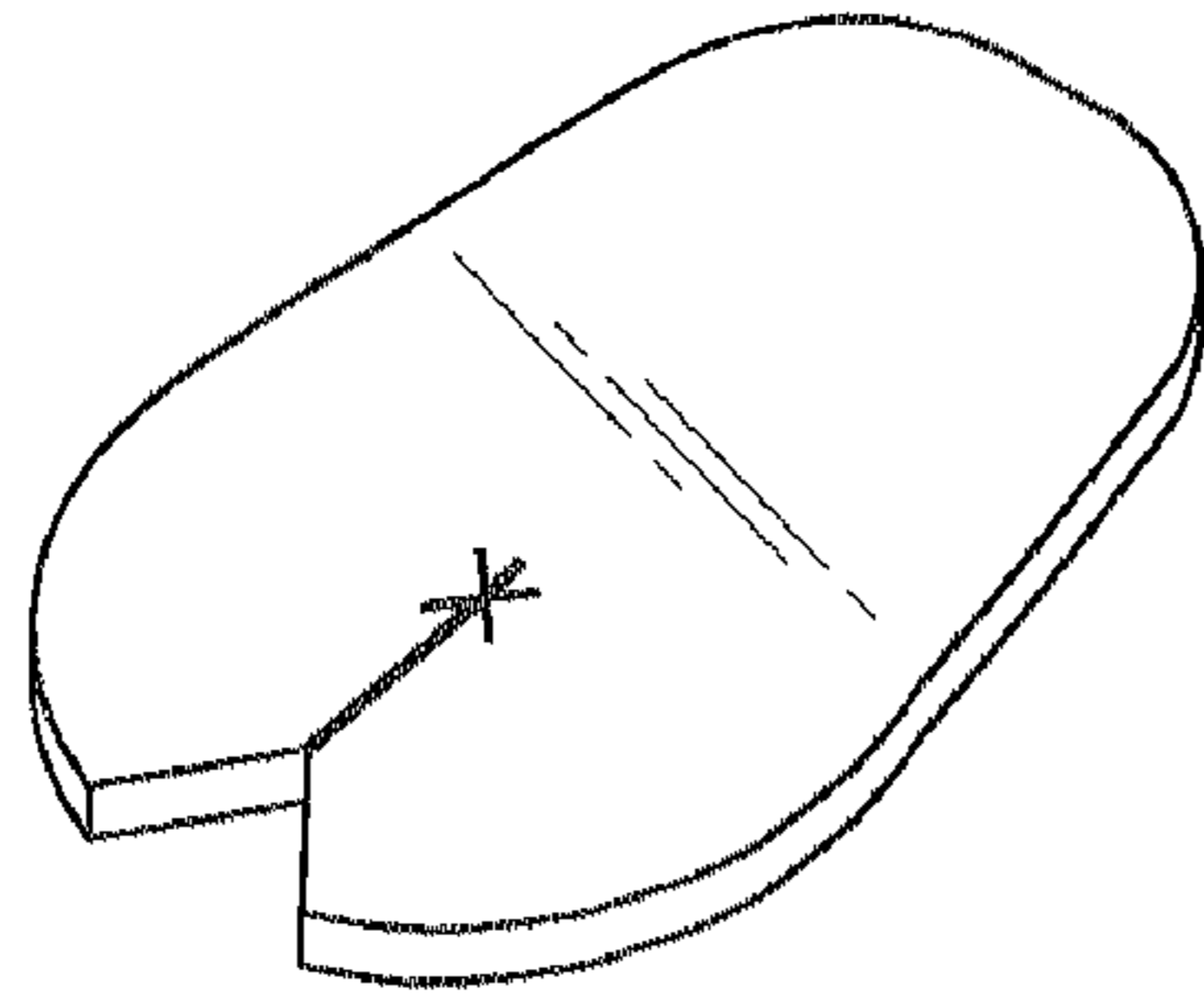


FIG. 1

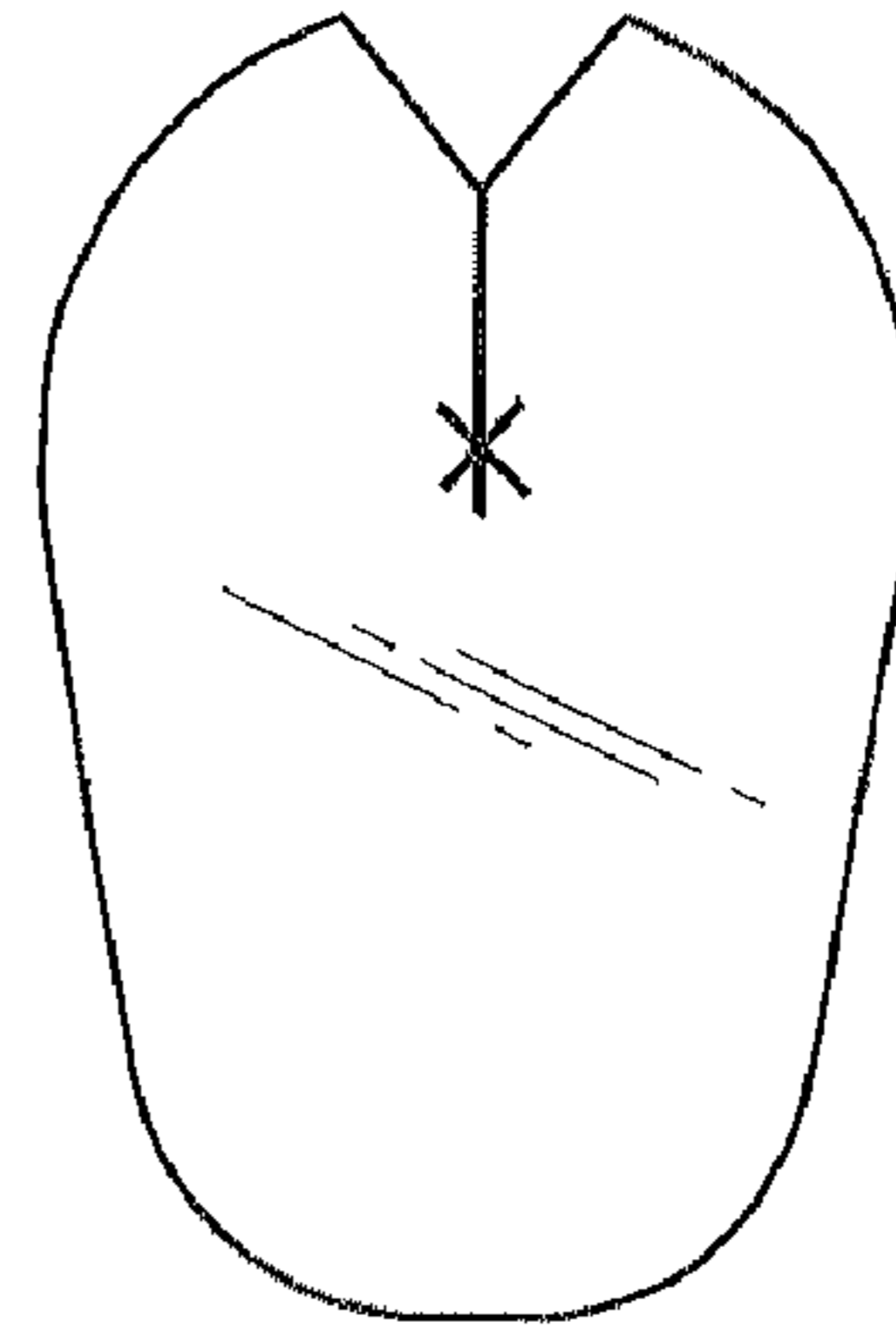


FIG. 2



FIG. 3



FIG. 4




FIG. 5

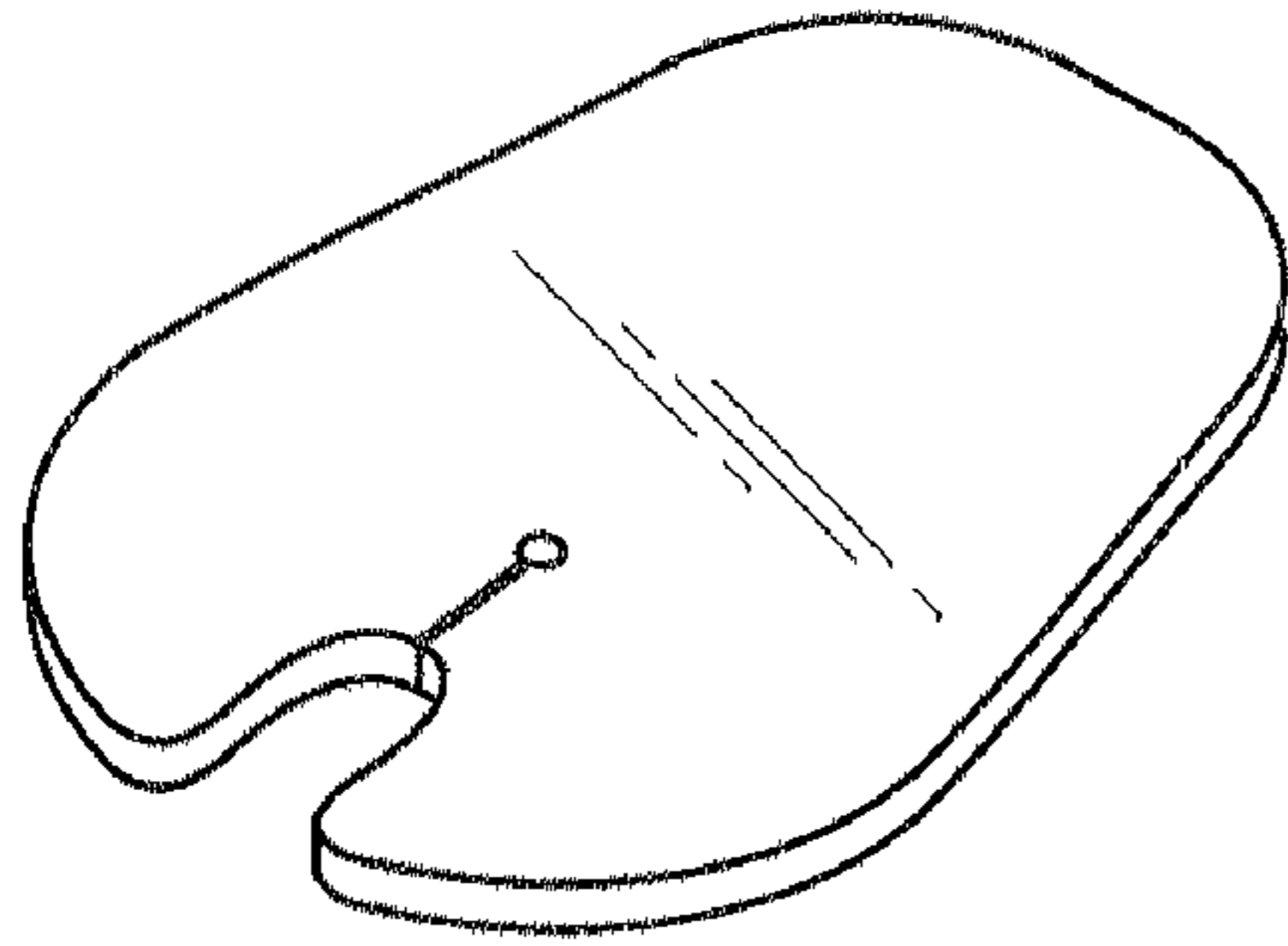


FIG. 6

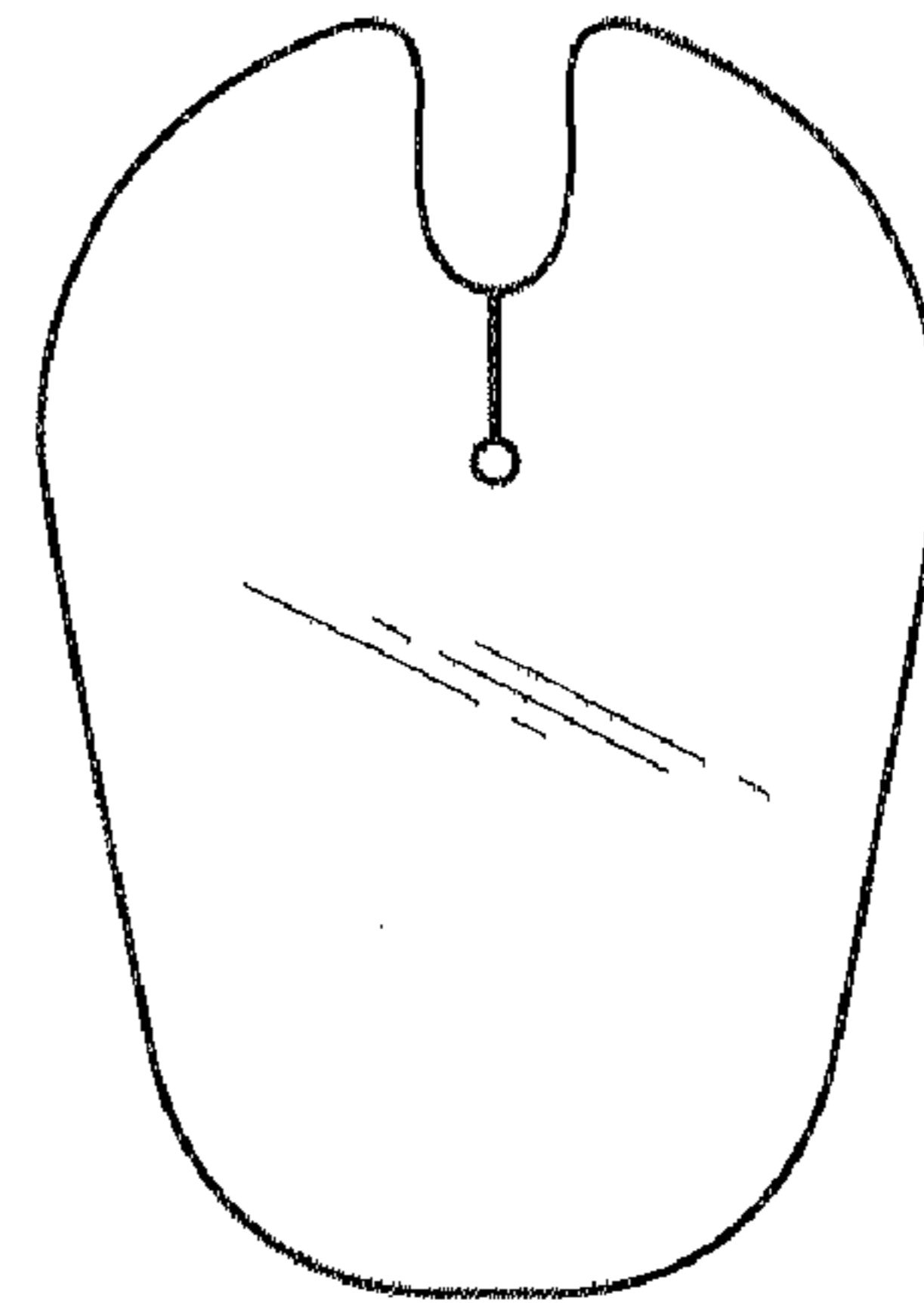


FIG. 7



FIG. 8



FIG. 9




FIG. 10