



US00D673260S

(12) **United States Design Patent**
White et al.

(10) **Patent No.:** **US D673,260 S**
(45) **Date of Patent:** **** *Dec. 25, 2012**

(54) **INHALATION DEVICE**
(75) Inventors: **John S. White**, Chicago, IL (US); **Bryan E. Rolfs**, Chicago, IL (US); **Benjamin L. Rush**, Wilmette, IL (US)
(73) Assignee: **3M Innovative Properties Company**, St. Paul, MN (US)
(*) Notice: This patent is subject to a terminal disclaimer.
(**) Term: **14 Years**
(21) Appl. No.: **29/361,008**
(22) Filed: **May 4, 2010**

7,107,988 B2 9/2006 Pinon et al.
D550,350 S 9/2007 Clarke et al.
D557,798 S 12/2007 Greenhalgh et al.
D557,799 S 12/2007 Greenhalgh et al.
D560,793 S 1/2008 Pearl et al.
D569,967 S 5/2008 Pearl et al.
D576,724 S 9/2008 Jensen et al.
D585,541 S 1/2009 Petersen
D585,978 S 2/2009 Petersen
7,495,546 B2 * 2/2009 Lintell 340/309.7
D590,495 S 4/2009 Lulla et al.
D590,938 S 4/2009 Lulla et al.
D596,432 S 7/2009 Sarkar et al.
D613,848 S 4/2010 Harvey et al.
2006/0185672 A1 * 8/2006 Pinon et al. 128/203.15
2008/0295833 A1 * 12/2008 Rohrschneider et al. 128/203.15
2009/0283095 A1 * 11/2009 Pocock et al. 128/203.15
2009/0314291 A1 * 12/2009 Anderson et al. 128/203.15

(30) **Foreign Application Priority Data**
Nov. 18, 2009 (EM) 1178537-1/7
(51) **LOC (9) Cl.** **29-02**
(52) **U.S. Cl.** **D24/110**
(58) **Field of Classification Search** D24/110,
D24/110.1; 128/200.14, 200.21, 200.23,
128/203.13, 203.15
See application file for complete search history.

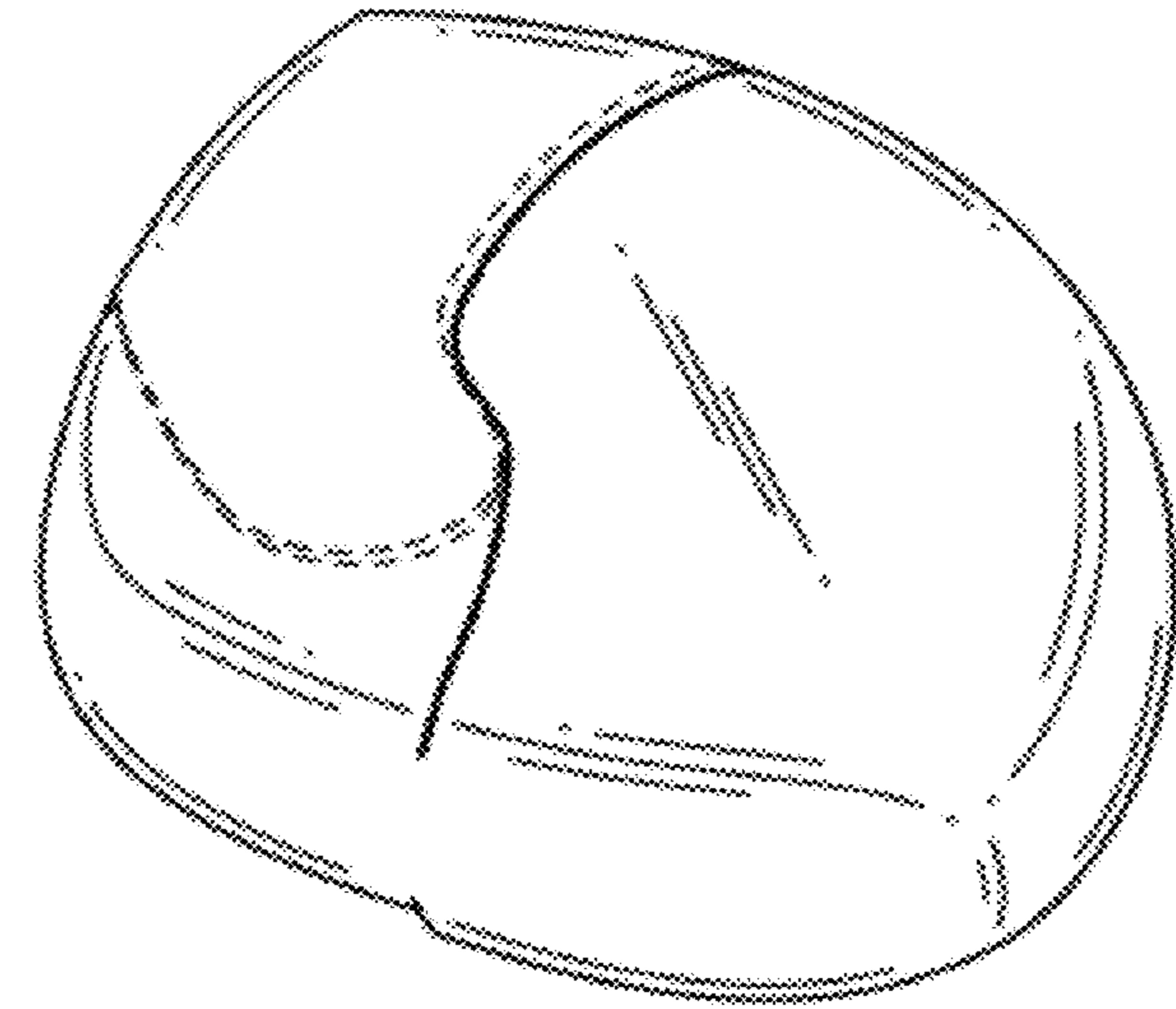
OTHER PUBLICATIONS
U.S. Appl. No. 29/361,019, White et al.
(Continued)
Primary Examiner — Ian Simmons
Assistant Examiner — Carissa Fitts

(56) **References Cited**
U.S. PATENT DOCUMENTS
D299,066 S 12/1988 Newell et al.
D342,994 S 1/1994 Rand et al.
D355,029 S 1/1995 Kinneir et al.
5,469,843 A 11/1995 Hodson
D379,506 S 5/1997 Maher
5,655,523 A 8/1997 Hodson et al.
5,740,793 A 4/1998 Hodson et al.
D499,802 S 12/2004 Pinon et al.
D514,222 S 1/2006 Anderson et al.
D518,171 S 3/2006 Anderson et al.

(57) **CLAIM**
The ornamental design for an inhalation device, as shown and described.

DESCRIPTION
FIG. 1 is an isometric view of an inhalation device; FIG. 2 is a front view of an inhalation device; FIG. 3 is a back view of an inhalation device; and, FIGS. 4 to 7 are side views of an inhalation device. The broken line showing is for environmental purposes only and forms no part of the claimed design.

1 Claim, 2 Drawing Sheets



U.S. PATENT DOCUMENTS

2009/0320837	A1 *	12/2009	Smith et al.	128/203.15
2010/0059052	A1 *	3/2010	Davies et al.	128/203.15
2010/0078022	A1 *	4/2010	Striebig et al.	128/203.15
2010/0126507	A1 *	5/2010	Lulla et al.	128/203.15

OTHER PUBLICATIONS

U.S. Appl. No. 29/361,031, White et al.
 U.S. Appl. No. 29/361,034, White.
 U.S. Appl. No. 29/361,036, White et al.
 U.S. Appl. No. 29/361,033, White et al.
 U.S. Appl. No. 29/361,022, White et al.
 “Advair for Asthma: Is there more you can do to help prevent asthma symptoms?”, GlaxoSmithKline [on line], [retrieved from the internet on Feb. 3, 2010], <<http://www.advair.com/asthma/asthma.html>>, pp. 2.
 “Chiesi”, Cambridge Consultants, Cambridge, Massachusetts, USA [on line], [retrieved from the internet on Feb. 3, 2010], <http://www.cambridgeconsultants.com/cs_chiesi.html>, pp. 1.
 Cipla Multihaler, Cipla Ltd., Mumbai, India [on line], [retrieved from the internet on Feb. 15, 2010], <<http://www.cipladoc.com/therapeutic/imgs/multihaler.jpg>>, pp. 1.
 Gyrohaler .jpg file, Investis, London, United Kingdom [on line], [retrieved from the internet on Feb. 15, 2010], <http://production.investis.com/vec/images/gyrohaler1_lib_bg.jpg>, pp. 1.
 “Relenza (Zanamivir) Inhalation Powder: Diskhaler for Delivery to the Respiratory Tract”, GlaxoSmithKline [on line], [retrieved from

the internet on Feb. 10, 2010], <<http://www.relenza.com/hcp/relenza-diskhaler-delivery-system.html>>, pp. 3.
 “How to use your Aerohaler”, Datapharm Communications Limited, Surrey, United Kingdom [on line], [retrieved from the internet on Feb. 3, 2010], <<http://medguides.medicines.org.uk/ai/ai1010/aerohaler.htm>>.
 Respirics Research and Development, Respirics, Inc., Raleigh, North Carolina, USA [on line] [retrieved from the internet on Feb. 3, 2010], <<http://www.respirics.com/research/acu-breathe.html>>, pp. 2.
 “Taking Spiriva”, Boehringer Ingelheim Pharmaceuticals, Inc., Ridgefield, Connecticut, USA [on line], [retrieved from the internet on Feb. 10, 2010], <<http://www.spiriva.com/consumer/taking-spiriva/index.jsp>>, pp. 2.
 “The dry powder inhaler for Blister based multidose inhaler”, RPC Formatec GmbH, Mellrichstadt, Germany [on line], [retrieved from the internet on Feb. 10, 2010], <<http://www.rpc-formatec.de/XtraHaler-en.html>>, pp. 2.
 “The MicroDose Dry Powder Inhaler”, MicroDose Therapeutx, Inc., Monmouth Junction, New Jersey, USA [on line], [retrieved from the internet on Feb. 3, 2010], <<http://mdtx.com/delivery-platforms/dry-powder-inhaler/>>, pp. 5.
 “Valois Pharma’s Prohaler Dry Powder Inhaler Secures Dose Delivery for Asthma Sufferers”, Valois Pharma [on line], May 2009, [retrieved from the internet on Feb. 3, 2010], <<http://www.valois.com/admin/presse/communiquer/fichier/XG12518175234a9d3833d24bd.pdf>>, pp. 1.

* cited by examiner

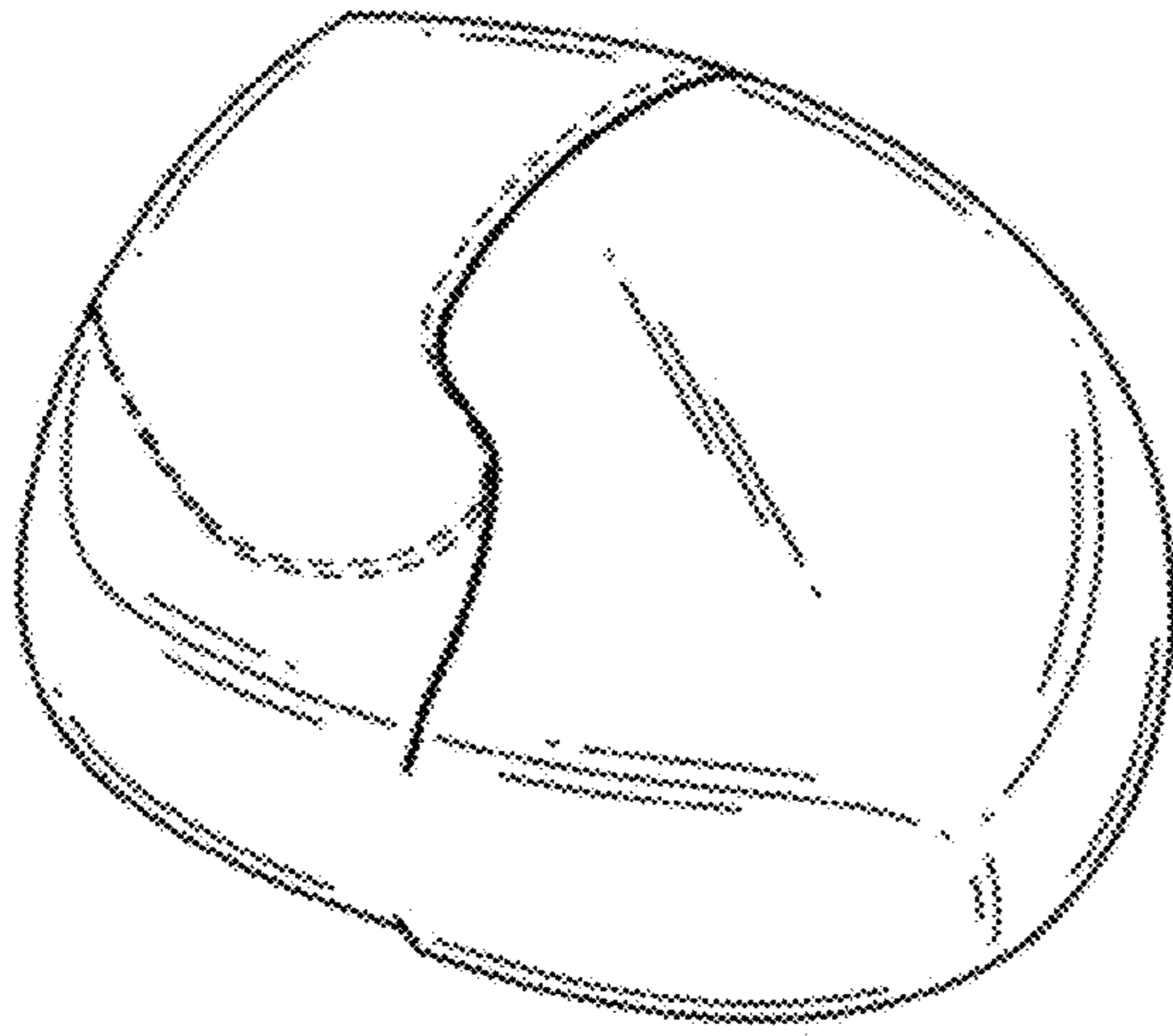


FIG. 1

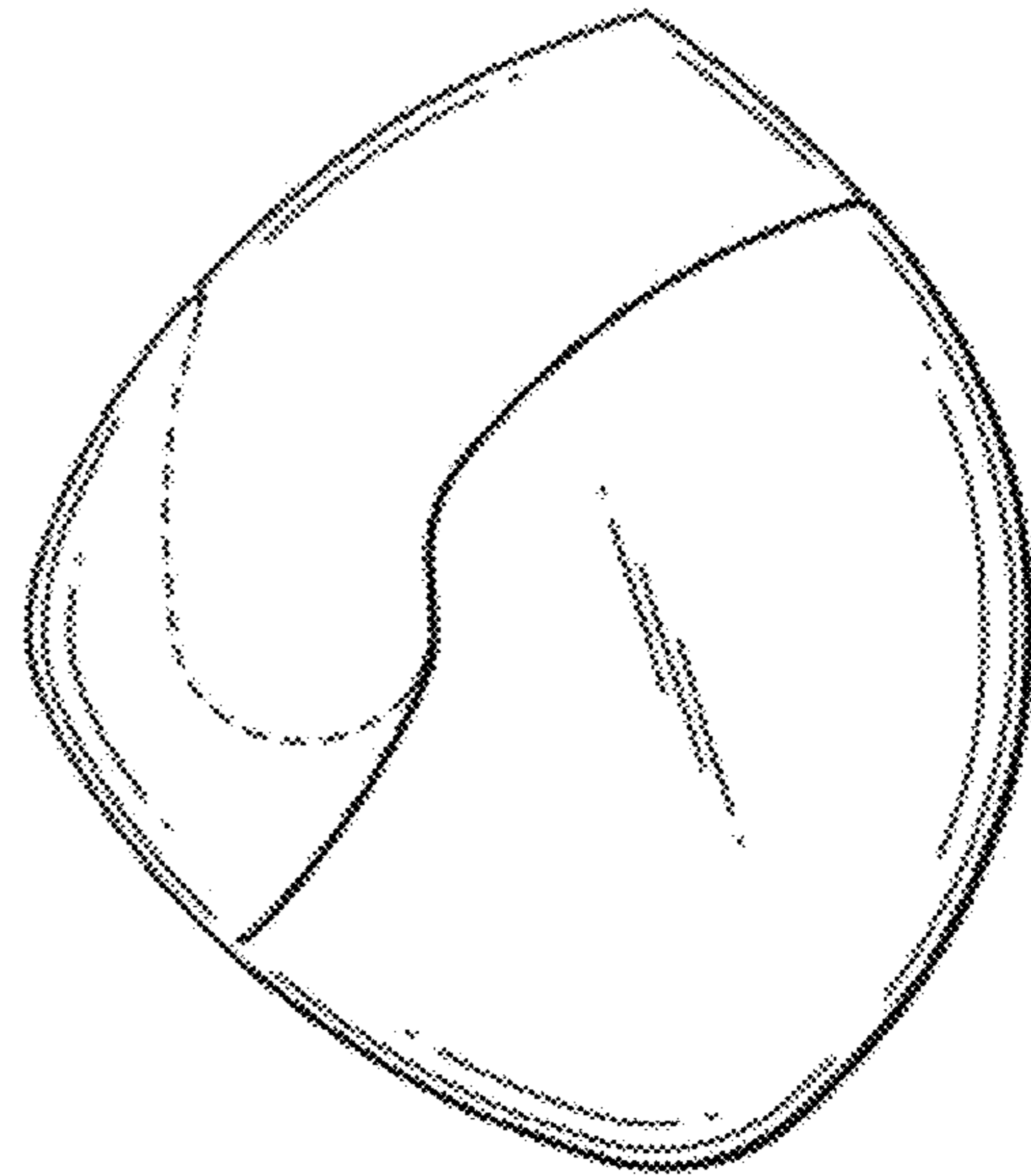


FIG. 2

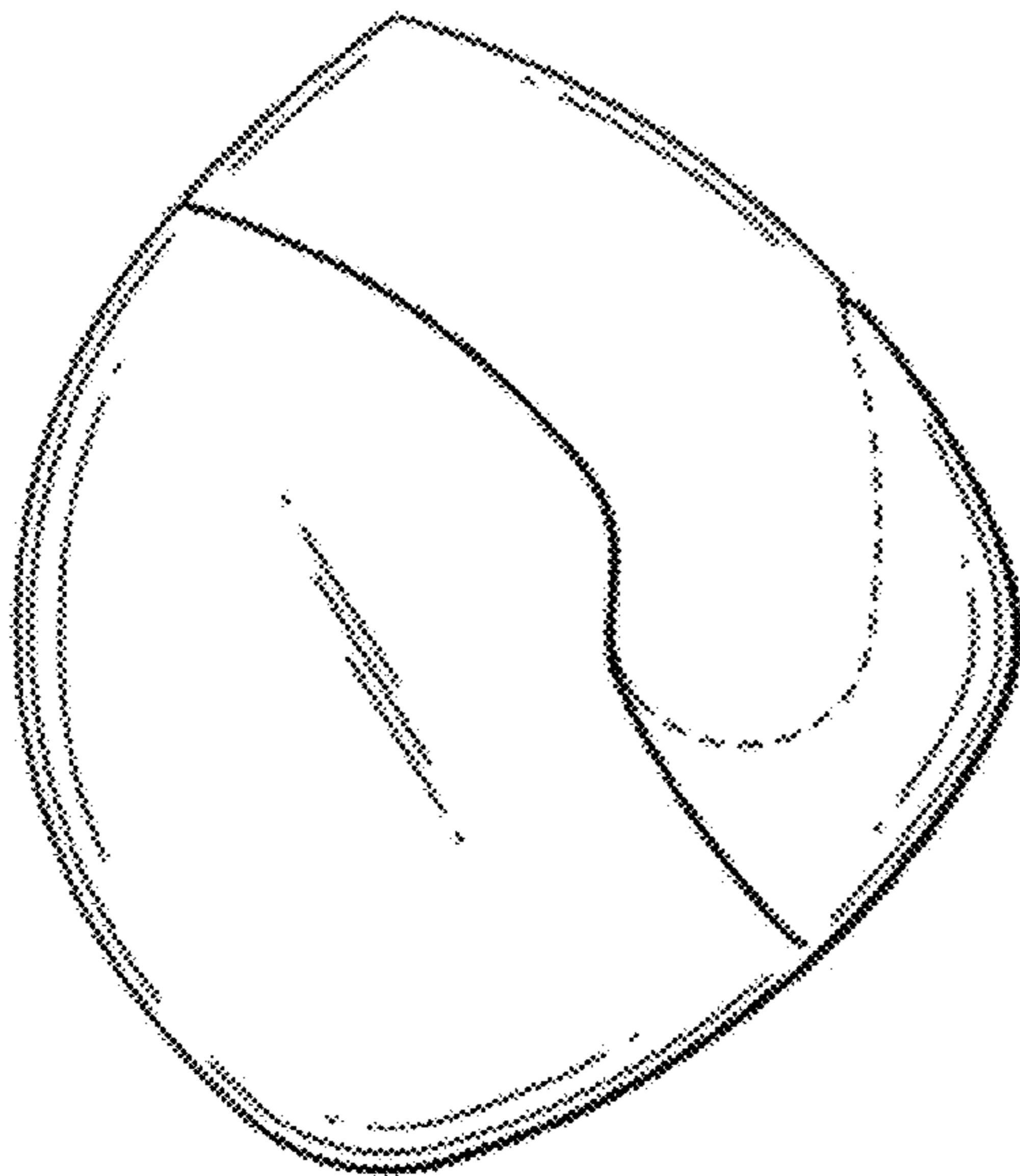


FIG. 3




FIG. 4




FIG. 5




FIG. 6

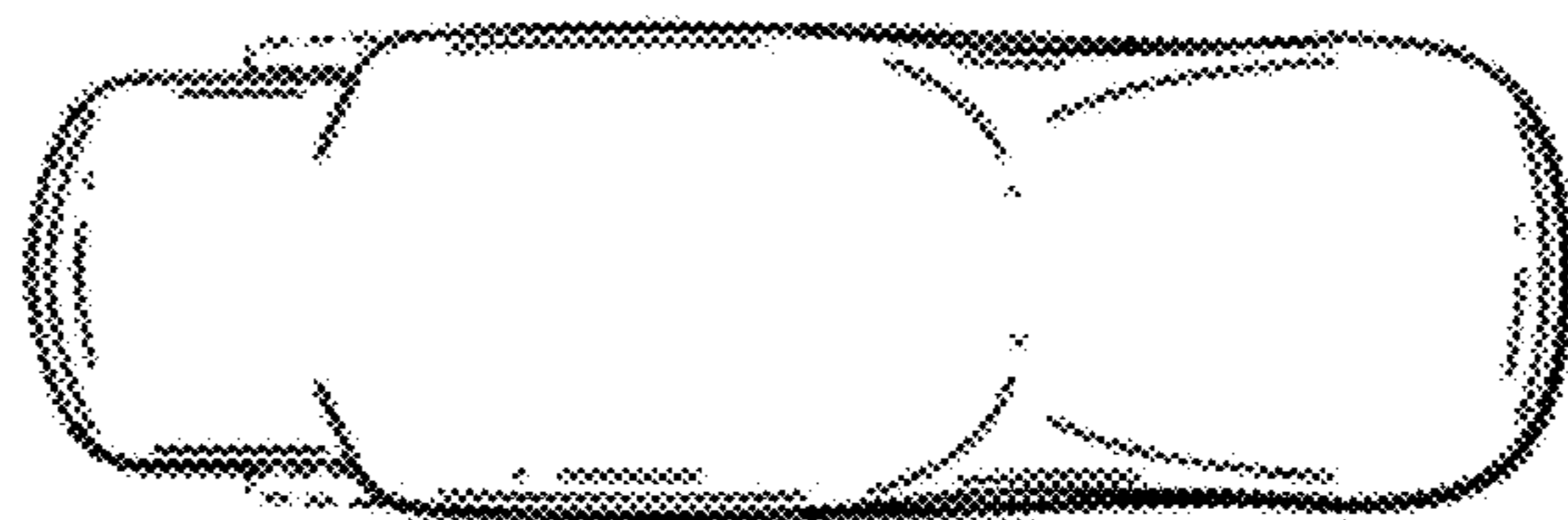


FIG. 7