



US00D673245S

(12) **United States Design Patent**
Cooney

(10) **Patent No.:** **US D673,245 S**

(45) **Date of Patent:** **** Dec. 25, 2012**

- (54) **VENT**
 - (75) **Inventor:** **John R. Cooney**, Midland, MI (US)
 - (73) **Assignee:** **Avalon Pontoons**, Alma, MI (US)
 - (**) **Term:** **14 Years**
 - (21) **Appl. No.:** **29/398,439**
 - (22) **Filed:** **Jul. 29, 2011**
 - (51) **LOC (9) Cl.** **23-01**
 - (52) **U.S. Cl.** **D23/260**
 - (58) **Field of Classification Search** D23/261,
D23/393; D12/190, 192; 114/211, 363;
454/78, 283
- See application file for complete search history.

- D290,744 S * 7/1987 Whitley, II D23/388
- D351,903 S * 10/1994 Whitley, II D23/388
- D365,873 S * 1/1996 Van Belle D23/328
- D466,605 S * 12/2002 Ziegler D23/393
- 6,585,582 B1 * 7/2003 Ziegler 454/78
- 6,886,490 B2 * 5/2005 Aube et al. 114/363
- D540,229 S * 4/2007 Lai D12/190
- 2006/0199493 A1 * 9/2006 Hartmann et al. 454/81
- 2009/0270024 A1 * 10/2009 Buck 454/283

* cited by examiner

Primary Examiner — Eric Goodman

(74) *Attorney, Agent, or Firm* — Robert L. Stearns;
Dickinson Wright, PLLC

(57) **CLAIM**

The ornamental design for a vent, as shown and described.

DESCRIPTION

FIG. 1 is a perspective and elevation view of the vent;
FIG. 2 is a top view of the vent;
FIG. 3 is a right side view of the vent;
FIG. 4 is a left side view of the vent; and,
FIG. 5 is a front view of the vent.

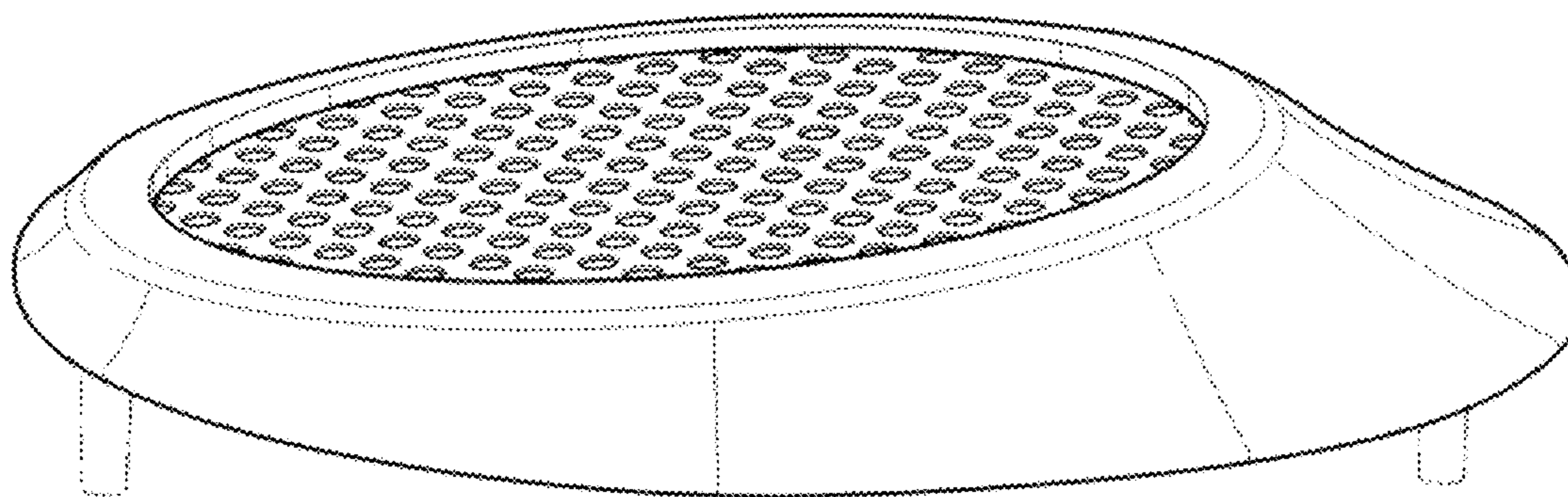
The broken lines in FIGS. 1-5 are for illustrative purposes only and form no part of the claimed design.

1 Claim, 3 Drawing Sheets

(56) **References Cited**

U.S. PATENT DOCUMENTS

- 2,480,562 A * 8/1949 Ewing 454/283
- 2,839,986 A * 6/1958 Herman 454/136
- 3,013,483 A * 12/1961 Knight 454/78
- 4,050,363 A * 9/1977 Fuerst 454/78
- 4,353,318 A * 10/1982 Williams 114/211
- D286,319 S * 10/1986 Mathis D23/261



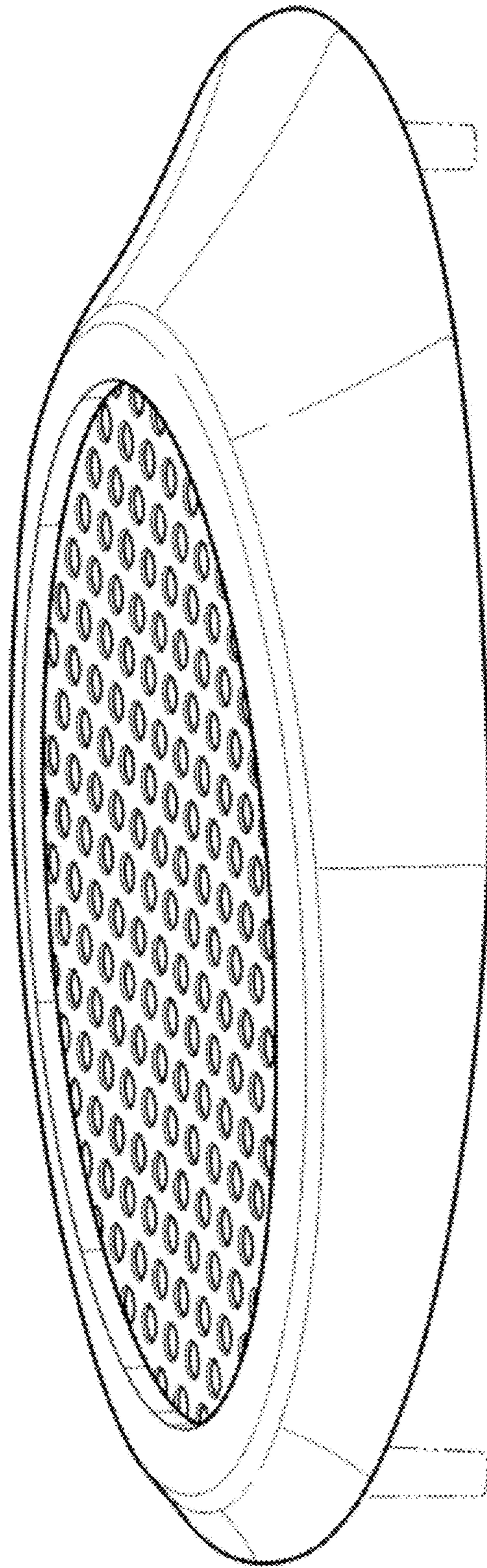


FIG. 1

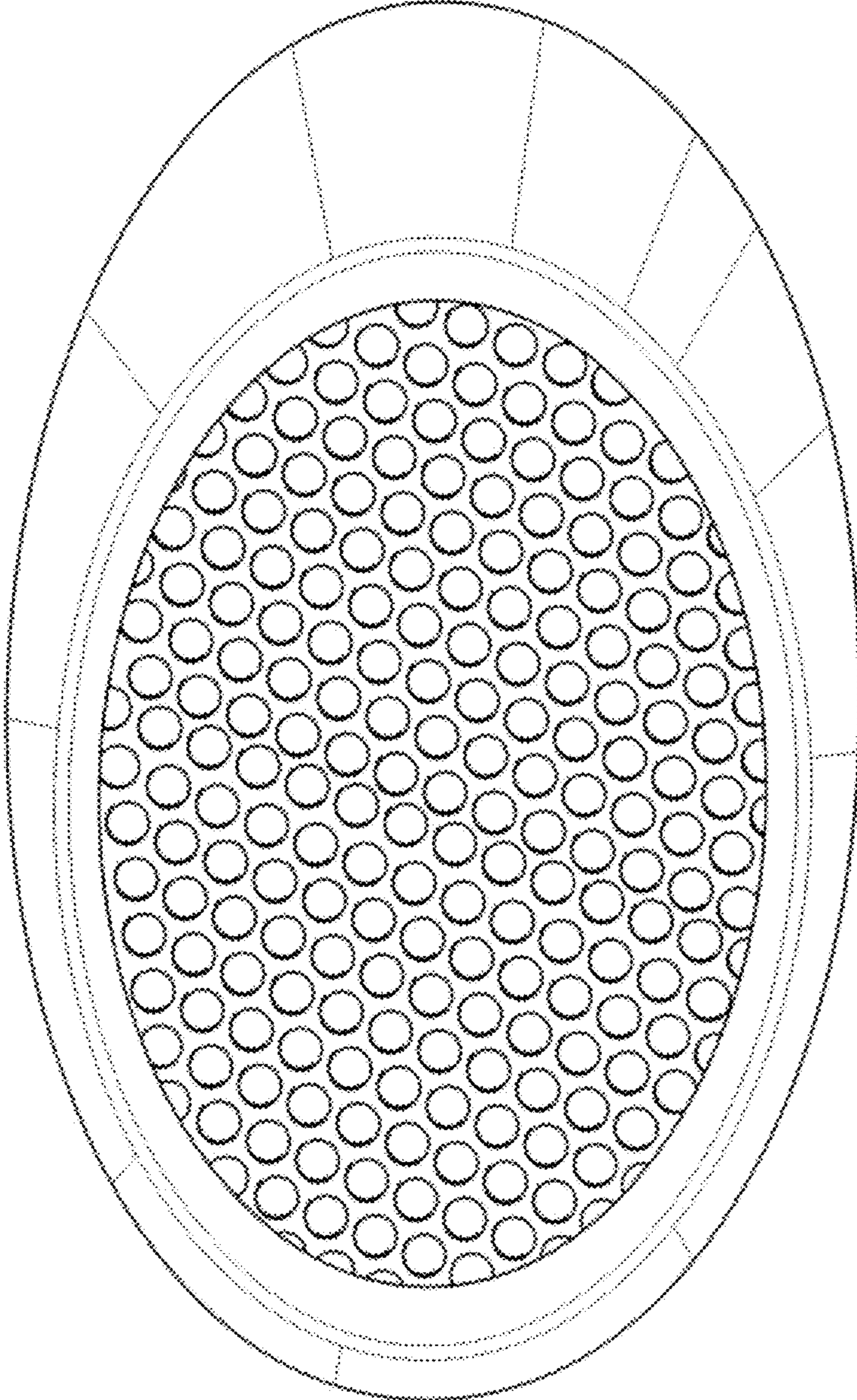


FIG. 2

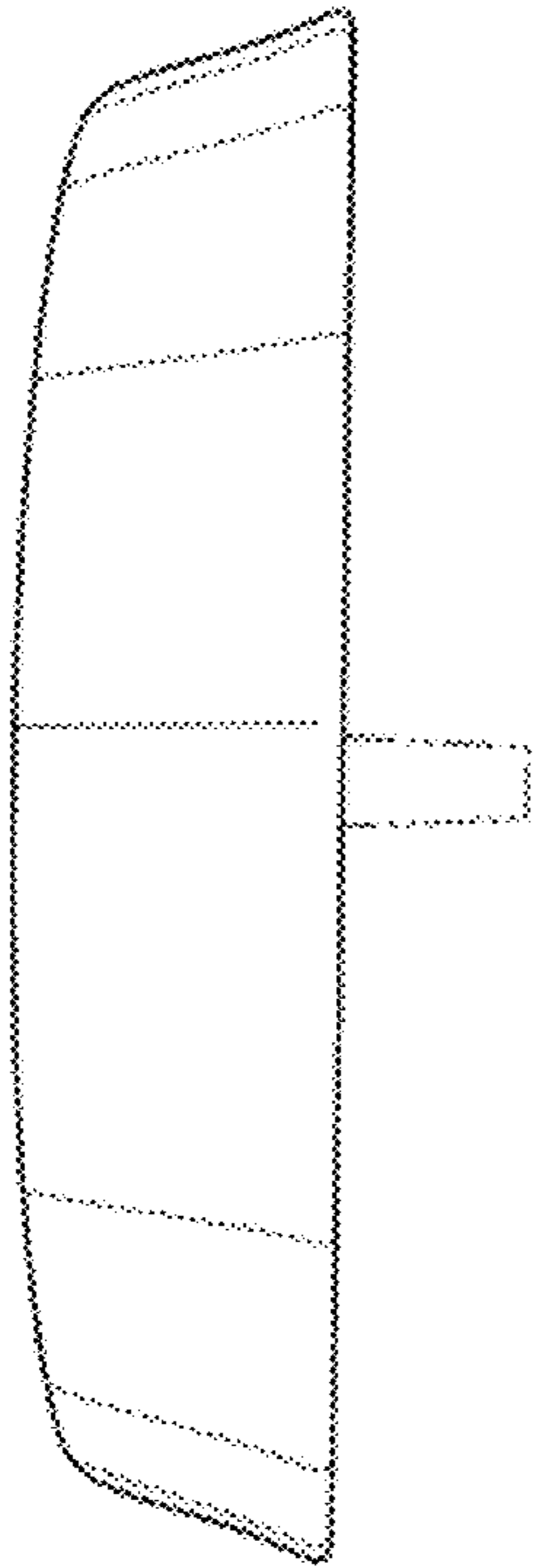


FIG. 3

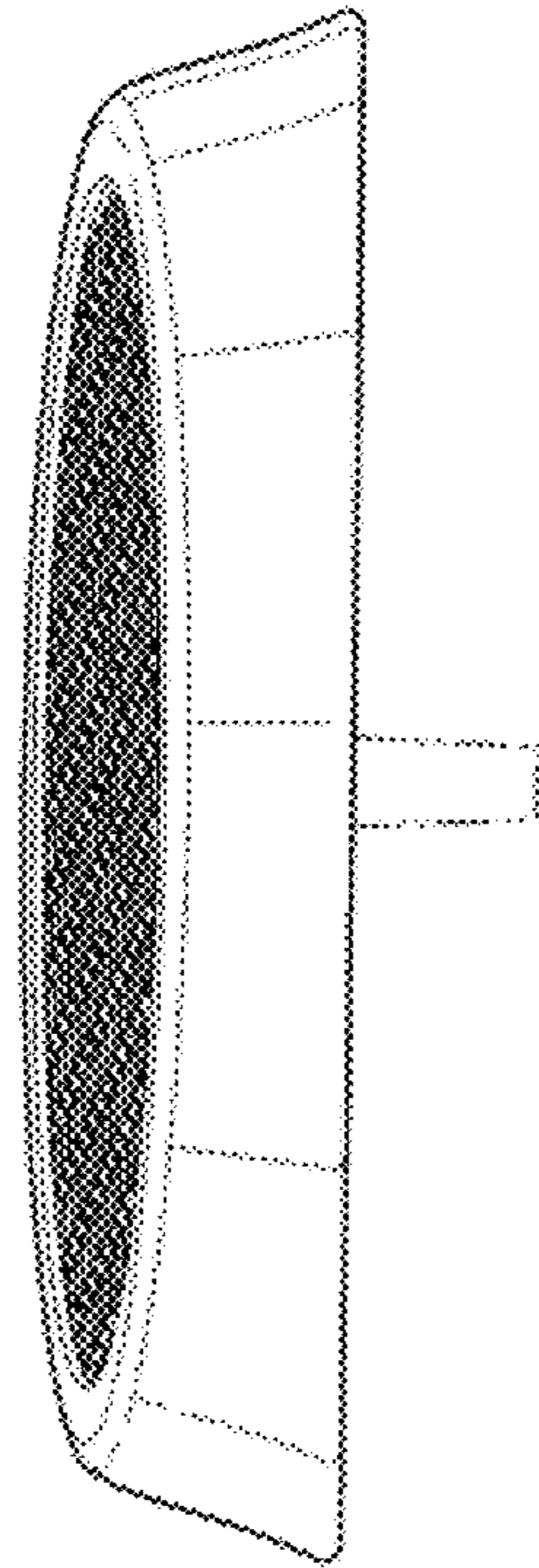


FIG. 4

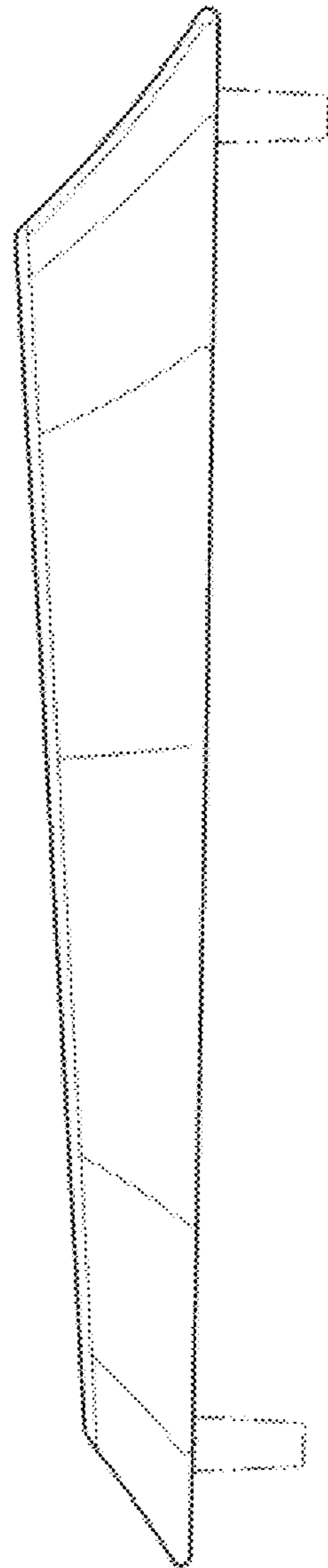


FIG. 5