

US00D673242S

(12) **United States Design Patent**  
**Rowe**

(10) **Patent No.:** **US D673,242 S**

(45) **Date of Patent:** **\*\* Dec. 25, 2012**

(54) **WATER FILTER**

(75) Inventor: **Gregory N. Rowe**, Norwich (GB)

(73) Assignee: **Fresh Water Filter Company Limited**,  
Norwich, Norfolk (GB)

(\*\*) Term: **14 Years**

(21) Appl. No.: **29/374,125**

(22) Filed: **Jul. 6, 2011**

(30) **Foreign Application Priority Data**

Jan. 7, 2011 (EM) ..... 001802455-0003

(51) **LOC (9) Cl.** ..... **23-01**

(52) **U.S. Cl.** ..... **D23/209**

(58) **Field of Classification Search** ..... D23/207,  
D23/209, 365; 210/282, 493.2, 493.4, 497.01  
See application file for complete search history.

(56) **References Cited**

**U.S. PATENT DOCUMENTS**

4,906,371 A \* 3/1990 Miller ..... 210/321.61  
5,024,771 A \* 6/1991 Chiarito ..... 210/791  
D472,604 S \* 4/2003 Fritze ..... D23/209

6,695,966 B1 \* 2/2004 Sakraschinsky et al. .... 210/232  
D546,412 S \* 7/2007 Kennedy et al. .... D23/209  
D548,307 S \* 8/2007 Reynolds et al. .... D23/209  
D599,880 S \* 9/2009 Rampen et al. .... D23/209  
8,066,790 B2 \* 11/2011 Hutchinson et al. .... 55/498

\* cited by examiner

*Primary Examiner* — Robin V Webster

(74) *Attorney, Agent, or Firm* — BainwoodHuang

(57) **CLAIM**

The ornamental design for a water filter, as shown and described.

**DESCRIPTION**

The patent or application file contains at least one drawing executed in color. Copies of this patent or patent application publication with color drawing(s) will be provided by the Office upon request and payment of the necessary fee.


FIG. 1 is a top view of a water filter according to our new design;

FIG. 2 is a bottom view thereof;

FIG. 3 is a top perspective view thereof; and,

FIG. 4 is a right side view thereof, a left side view, front side view, and rear side view being identical to the right side view.

**1 Claim, 4 Drawing Sheets**  
**(4 of 4 Drawing Sheet(s) Filed in Color)**








FIG. 1






FIG. 2





FIG. 3




FIG. 4