



US00D673232S

(12) **United States Design Patent**  
**Kim**

(10) **Patent No.:** **US D673,232 S**

(45) **Date of Patent:** **\*\* Dec. 25, 2012**

(54) **GOLF CLUB HEAD**

(75) Inventor: **Kevin Weejoung Kim**, Vista, CA (US)

(73) Assignee: **Callaway Golf Company**, Carlsbad, CA (US)

(\*\*) Term: **14 Years**

(21) Appl. No.: **29/415,925**

(22) Filed: **Mar. 15, 2012**

(51) **LOC (9) Cl.** ..... **21-02**

(52) **U.S. Cl.** ..... **D21/752**

(58) **Field of Classification Search** ..... D21/733,  
D21/752, 759; 473/324–331, 343–346  
See application file for complete search history.

(56) **References Cited**

U.S. PATENT DOCUMENTS

D585,101 S	*	1/2009	Glod	.....	D21/752
D594,074 S	*	6/2009	Foster et al.	.....	D21/752
D602,545 S	*	10/2009	Oldknow	.....	D21/752
D619,182 S	*	7/2010	Foster et al.	.....	D21/752
D622,339 S	*	8/2010	Kadoya	.....	D21/752
D637,671 S	*	5/2011	Kim et al.	.....	D21/752

D647,584 S	*	10/2011	Foster	.....	D21/752
D652,094 S	*	1/2012	Foster	.....	D21/752
D656,210 S	*	3/2012	Foster	.....	D21/752
D667,907 S	*	9/2012	Engel et al.	.....	D21/752

\* cited by examiner

*Primary Examiner* — Mitchell Siegel

(74) *Attorney, Agent, or Firm* — Rebecca Hanovice;  
Michael A. Catania; Sonia Lari

(57) **CLAIM**

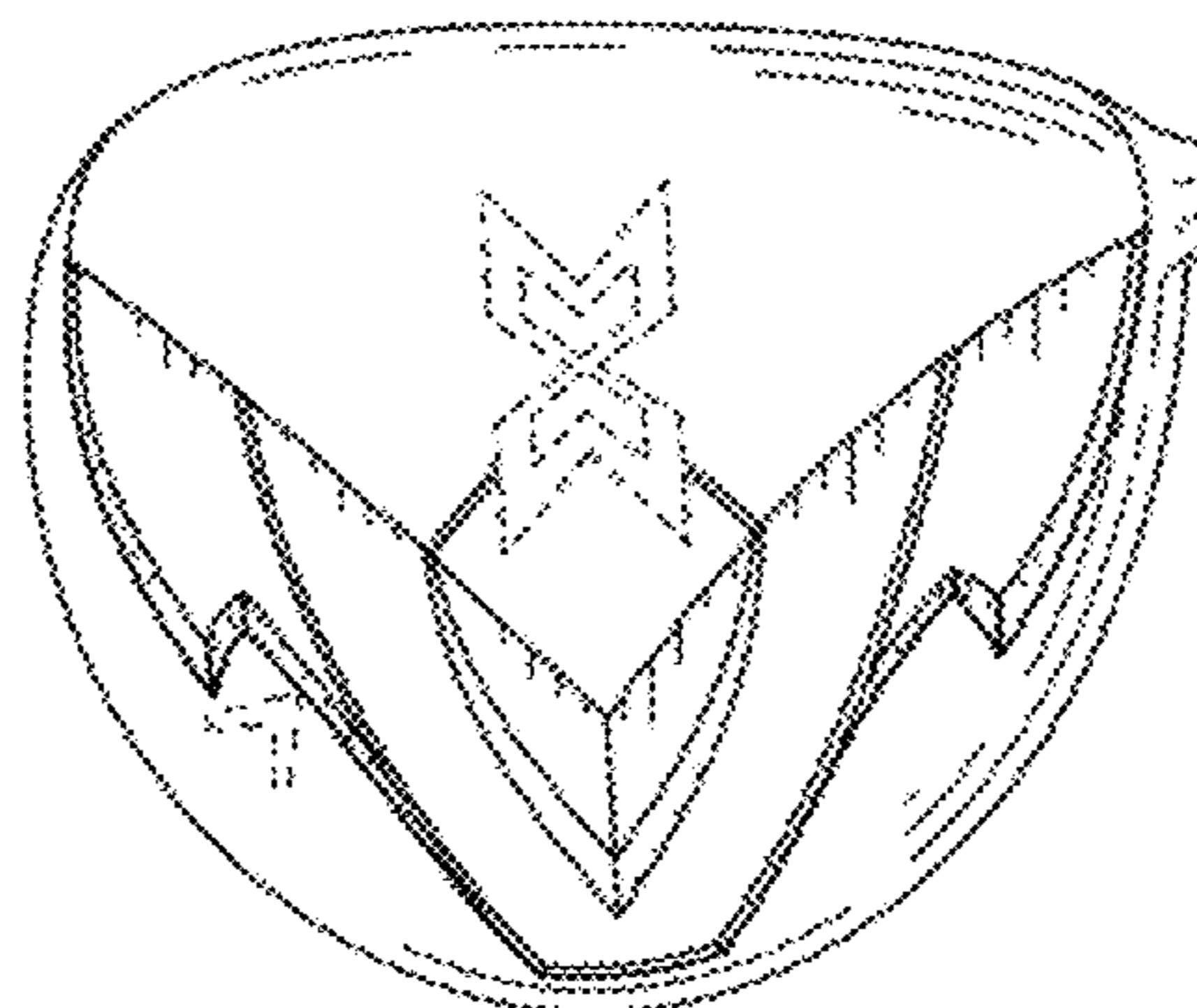

The ornamental design for a golf club head, as shown and described.

**DESCRIPTION**

FIG. 1 is a top perspective view of a golf club head;  
FIG. 2 is a front plan view thereof;  
FIG. 3 is a rear plan view thereof;  
FIG. 4 is a toe elevational view thereof;  
FIG. 5 is a heel elevational view thereof;  
FIG. 6 is a bottom plan thereof; and,  
FIG. 7 is a top plan view thereof.

The broken lines showing are included for the purpose of illustration and forms no part of the claimed design.

**1 Claim, 2 Drawing Sheets**



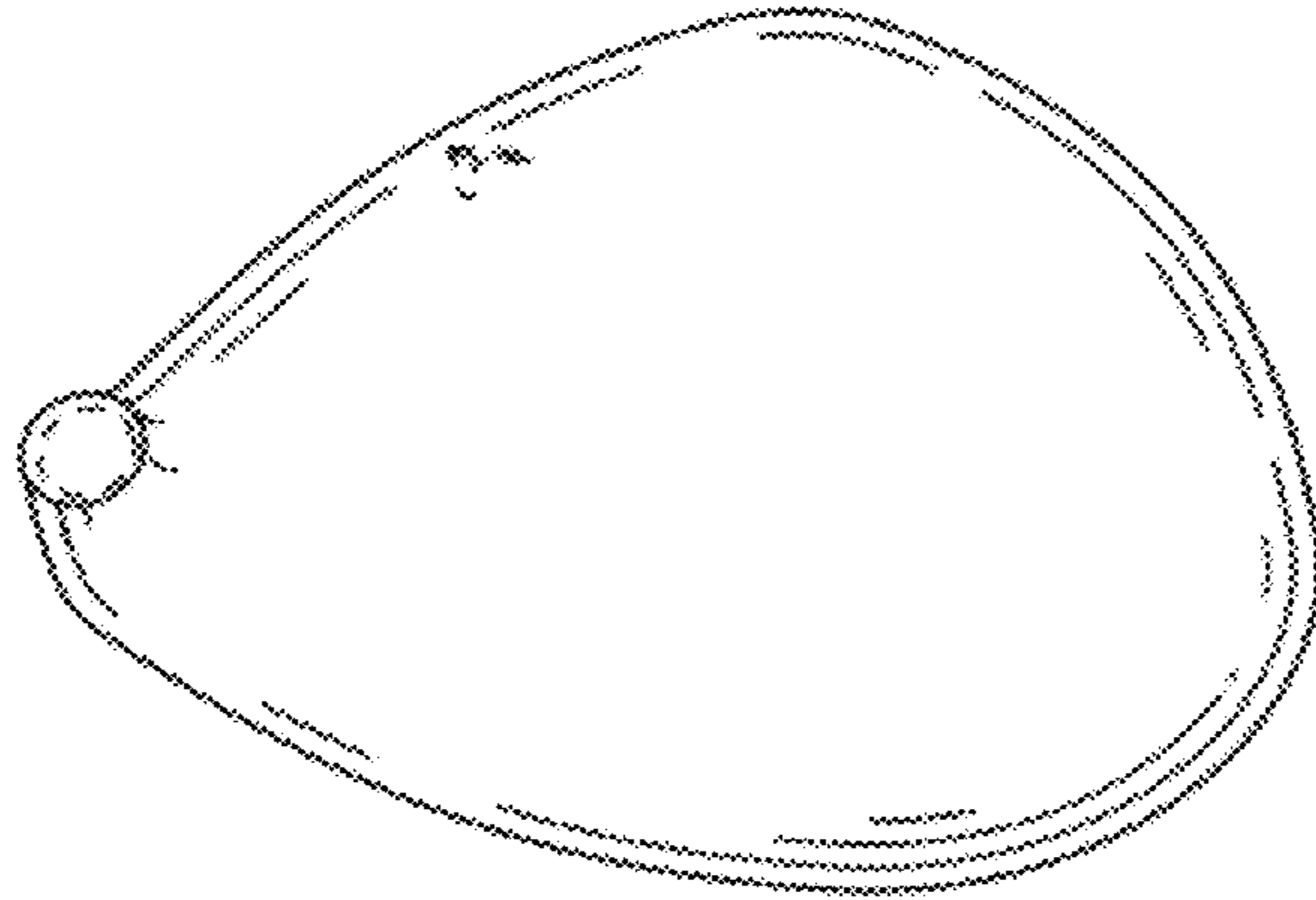


FIG. 1




FIG. 2




FIG. 3



FIG. 4



FIG. 5

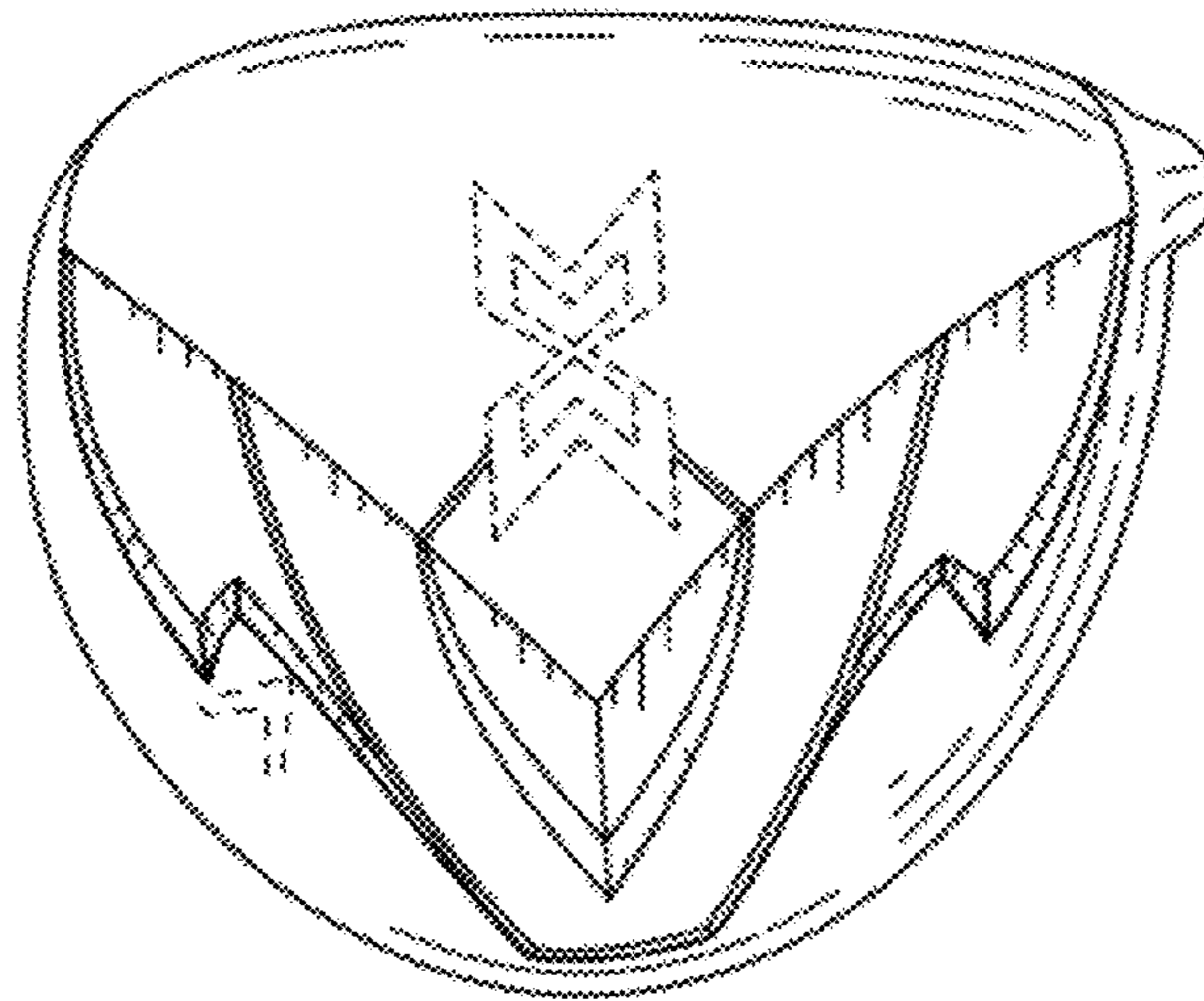


FIG. 6

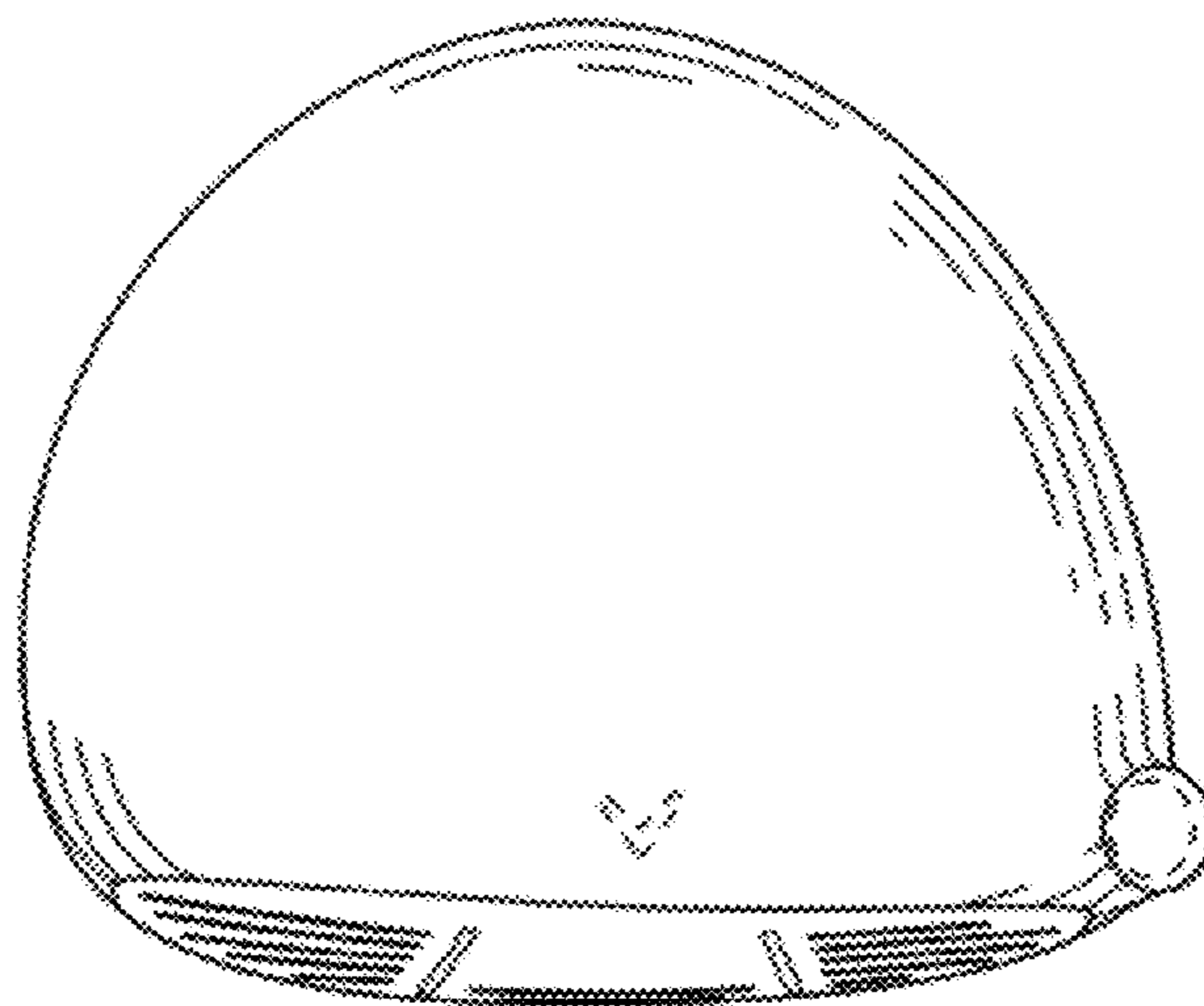


FIG. 7