



US00D673231S

(12) **United States Design Patent**  
**Hornsby et al.**

(10) **Patent No.:** **US D673,231 S**

(45) **Date of Patent:** **\*\* Dec. 25, 2012**

(54) **BALL**

(75) Inventors: **James Russell Hornsby**, St. Louis, MO (US); **Joseph McGowan**, St. Charles, MO (US); **James Augustus Keefe, III**, O'Fallon, MO (US); **Michael Reynolds**, St. Louis, MO (US); **Ryan William Alexander Lee**, Manchester, MO (US)

(73) Assignee: **Cepia, LLC**, St. Louis, MO (US)

(\*\*) Term: **14 Years**

(21) Appl. No.: **29/390,673**

(22) Filed: **Apr. 28, 2011**

(51) **LOC (9) Cl.** ..... **21-02**

(52) **U.S. Cl.** ..... **D21/714**

(58) **Field of Classification Search** ..... D21/707-714;  
D30/160; D11/121, 125-129; 473/52, 53,  
473/569-614, 351-385; 40/327; 428/11;  
446/220-226, 168, 431, 437-439, 457, 458

See application file for complete search history.

(56) **References Cited**

U.S. PATENT DOCUMENTS

580,253	A *	4/1897	Clarke	473/52
D194,688	S *	2/1963	Santora	D21/708
3,680,859	A *	8/1972	English	473/40
5,462,273	A *	10/1995	Spector	473/594
5,544,894	A *	8/1996	Howard	473/571
6,375,783	B1 *	4/2002	Davis	156/230
D503,955	S *	4/2005	Raymond	D21/708
D565,807	S *	4/2008	Rutherford	D30/160
D576,694	S *	9/2008	Hanes, III	D21/714
D620,060	S *	7/2010	Gibson	D21/713

FOREIGN PATENT DOCUMENTS

DE 40705018-0005 \* 1/2008

OTHER PUBLICATIONS

Various balls shown on webpage: <http://web.archive.org/web/20061027005324/http://www.fivestarbiliards.com/thestore/prods/NFLBALLS.html> Retrieval date: Sep. 5, 2012 Original Display date: Oct. 27, 2006.\*

Spin Master Ltd., Product Poster for Marvel® Universe Mighty Beanz™, copyright 2010, 1 pg.

Spin Master Ltd., Product Poster for Tech Deck® Collect the Deck, copyright 2010, 1 pg.

Takafumi Adachi, Product Information for BEYBLADE™ Metal Masters, copyright 2010, 2 pgs.

Mattel, Inc., Poster of Hot Wheels® World Race™ cars, copyright 2002, 1 pg.

\* cited by examiner

*Primary Examiner* — Catherine Tuttle

(74) *Attorney, Agent, or Firm* — Stinson Morrison Hecker LLP

(57) **CLAIM**

The ornamental design for a ball, as shown and described.

**DESCRIPTION**

FIG. 1 is a front perspective view of the ball;

FIG. 2 is a front view of the ball of FIG. 1;

FIG. 3 is a rear view the ball of FIG. 1;

FIG. 4 is a right side view of ball of FIG. 1;

FIG. 5 is a left side view of the ball of FIG. 1;

FIG. 6 is a top view of the ball of FIG. 1; and,

FIG. 7 is a bottom view of the ball of FIG. 1.

The broken lines are included for the purpose of illustrating surface details that form no part of the claimed design.

**1 Claim, 4 Drawing Sheets**



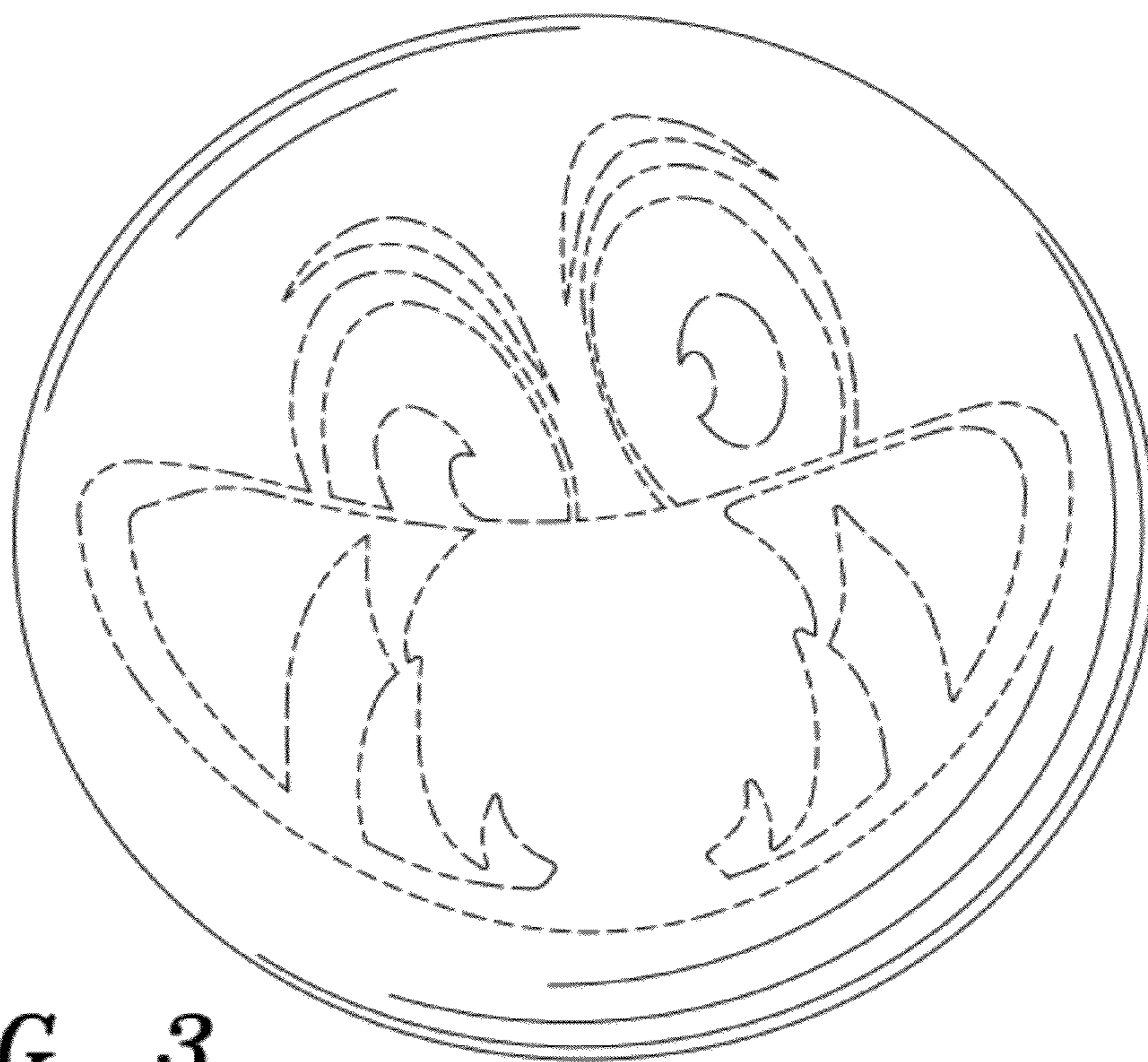


**FIG. 1**

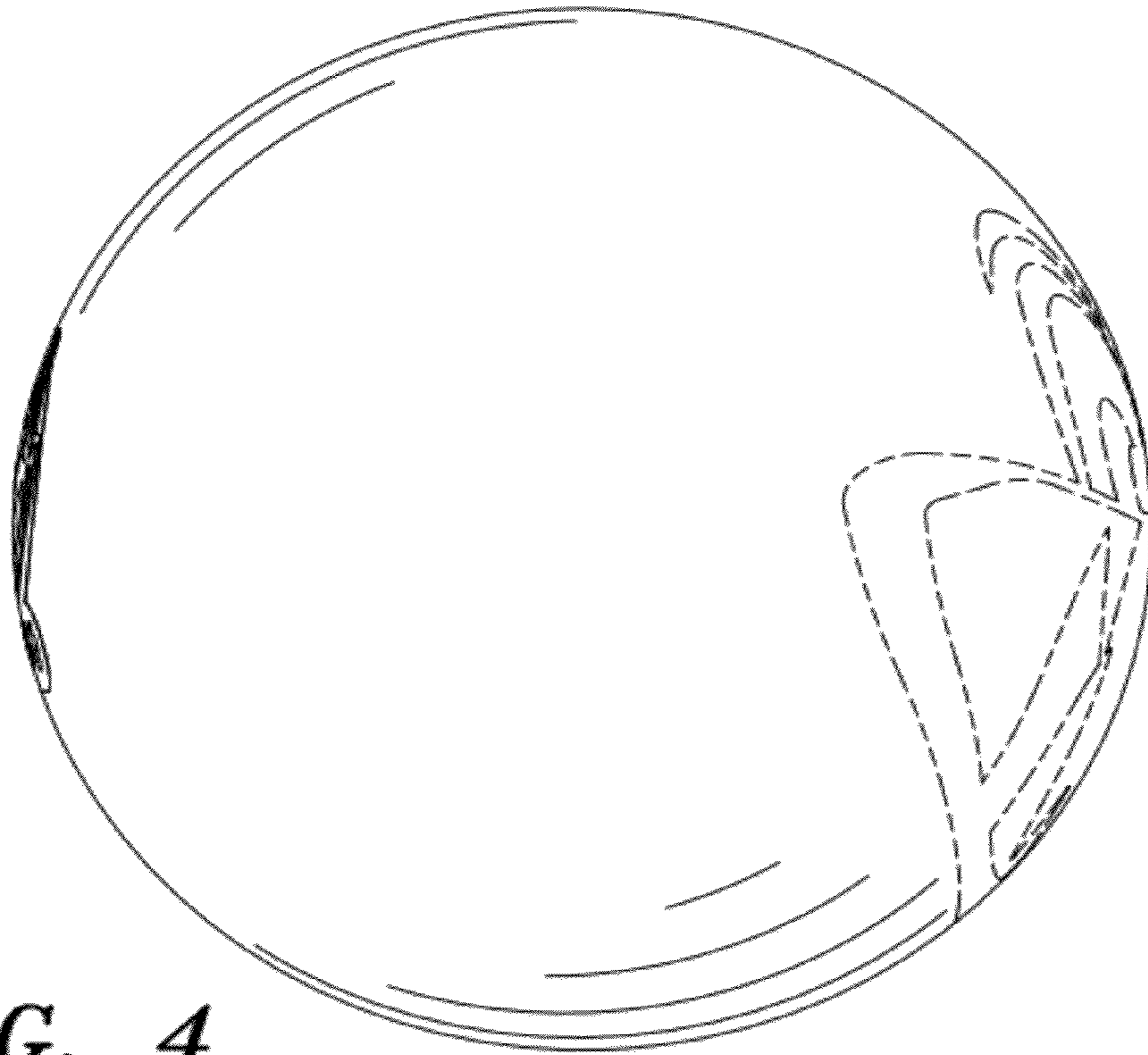




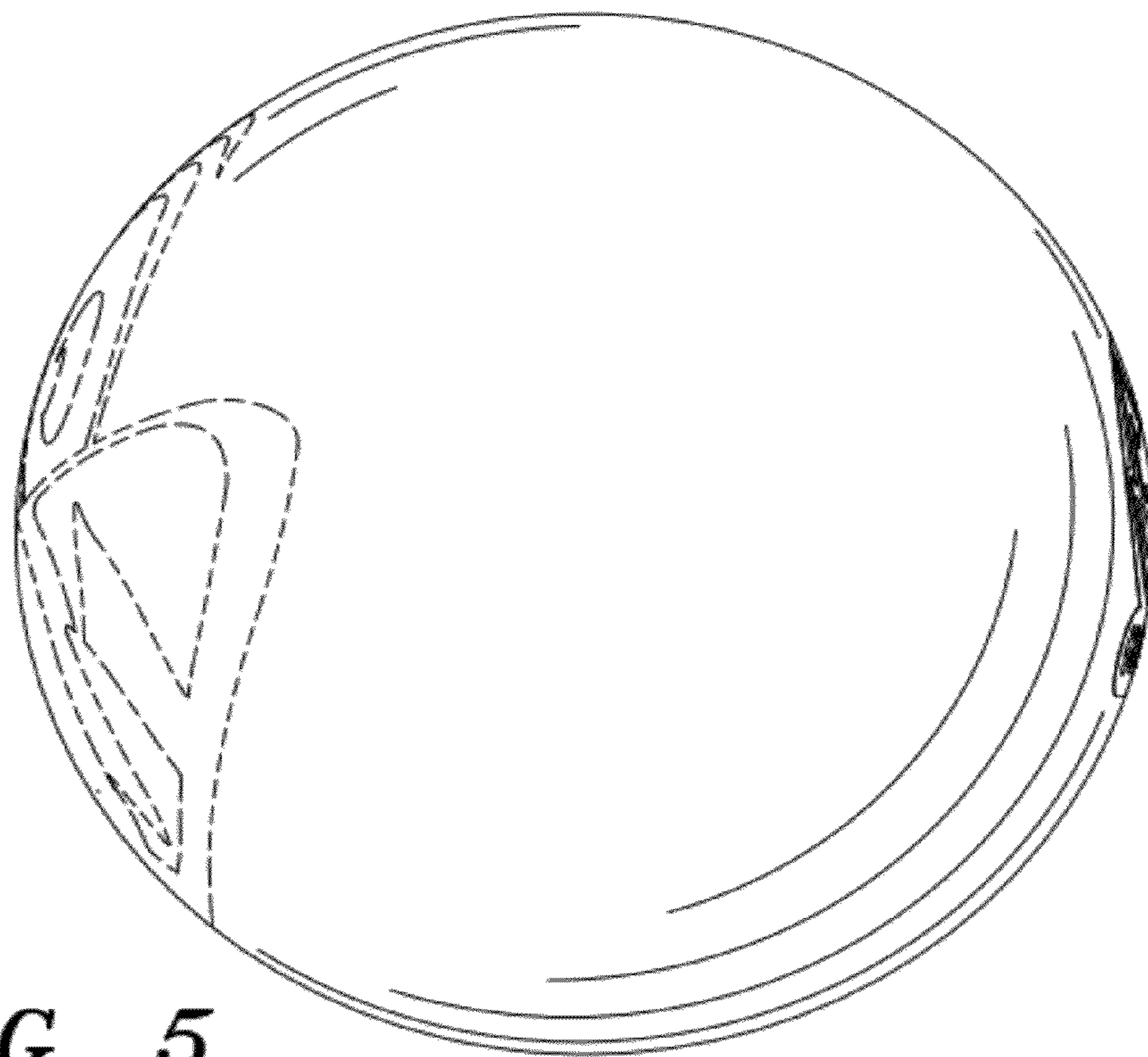
**FIG. 2**



**FIG. 3**

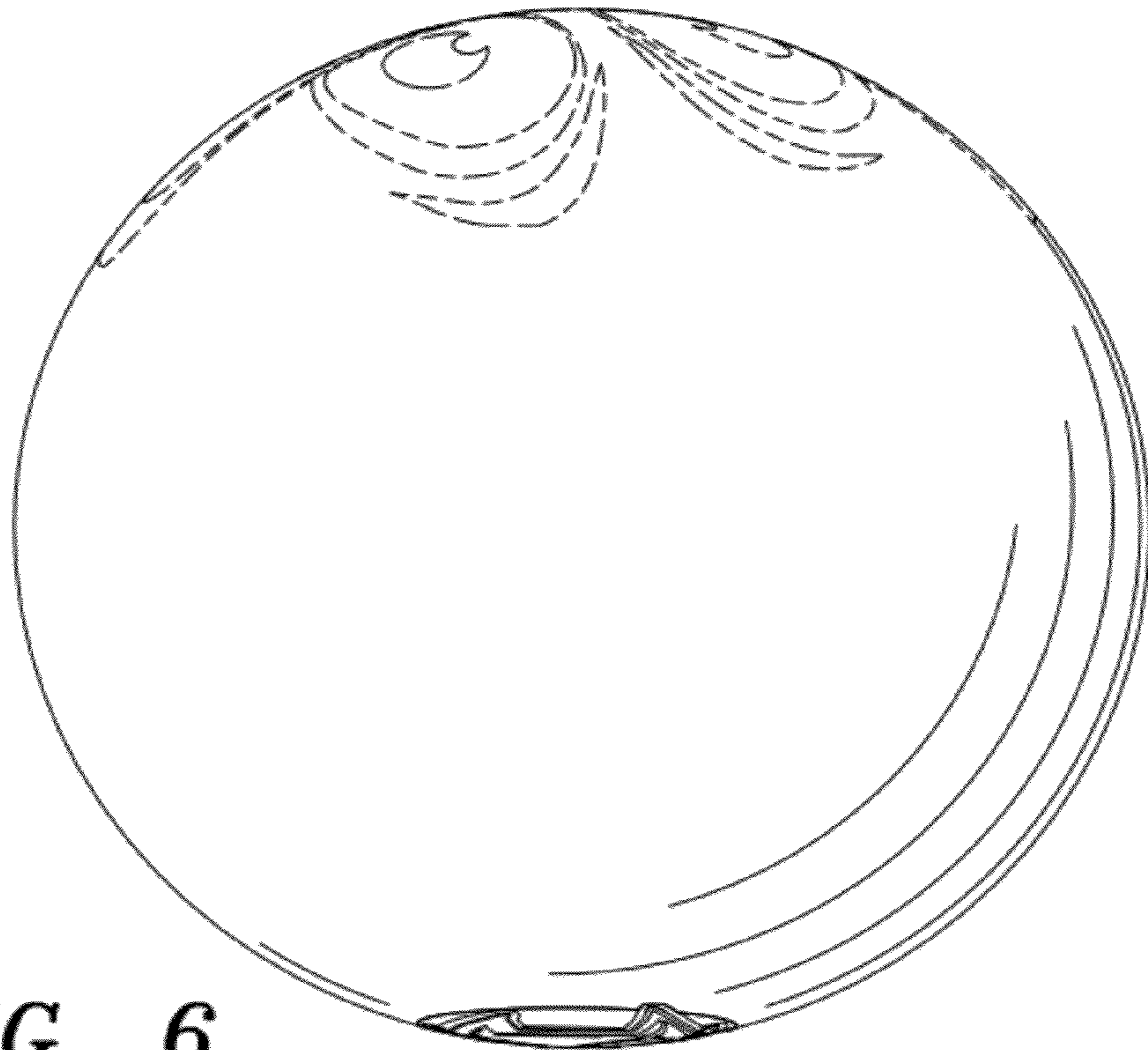


*FIG. 4*

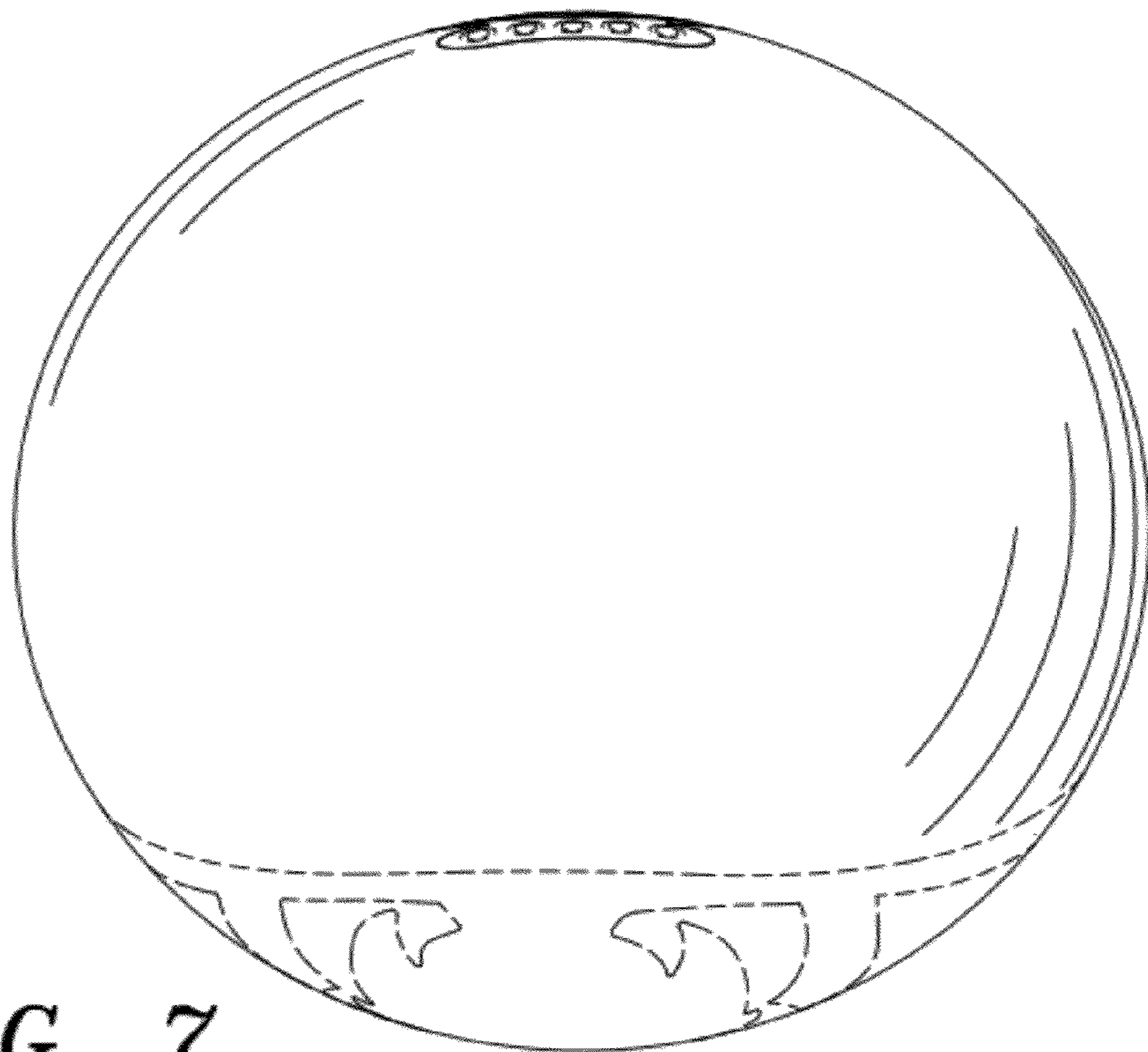


*FIG. 5*





**FIG. 6**



**FIG. 7**