



US00D673230S

(12) **United States Design Patent**
Qin

(10) **Patent No.:** **US D673,230 S**

(45) **Date of Patent:** **** Dec. 25, 2012**

(54) **BARBELL PLATE**

(76) Inventor: **Lei Qin, Rizhao (CN)**

(**) Term: **14 Years**

(21) Appl. No.: **29/417,380**

(22) Filed: **Apr. 3, 2012**

(51) **LOC (9) Cl.** **21-02**

(52) **U.S. Cl.** **D21/680; D21/681**

(58) **Field of Classification Search** D21/662,
D21/679, 680, 681, 682, 684, 686, 694; 482/8,
482/44, 91, 93, 95, 96, 104-110, 132, 141,
482/148

See application file for complete search history.

D454,167	S	*	3/2002	Lincir	D21/680
D474,517	S	*	5/2003	Harms	D21/681
D483,083	S	*	12/2003	Allshouse et al.	D21/680
6,736,765	B2	*	5/2004	Wallace et al.	482/106
6,746,380	B2	*	6/2004	Lien et al.	482/106
D505,459	S	*	5/2005	Lagattuta	D21/684
6,991,590	B2	*	1/2006	Vigiano	482/106
7,300,389	B2	*	11/2007	Lien et al.	482/106
D562,415	S	*	2/2008	Xu et al.	D21/680
D562,919	S	*	2/2008	Hillson	D21/680

* cited by examiner

Primary Examiner — Susan E Krakower

(74) *Attorney, Agent, or Firm* — Bliss McGlynn, P.C.

(57) **CLAIM**

The ornamental design for a barbell plate, as shown and described.

(56) **References Cited**

U.S. PATENT DOCUMENTS

5,137,502	A	*	8/1992	Anastasi	482/106
D354,322	S	*	1/1995	Vodhanel, Jr.	D21/681
D355,007	S	*	1/1995	Rojas et al.	D21/681
D406,183	S	*	2/1999	Zovich	D21/680
D411,303	S	*	6/1999	Scagliotti	D24/194
D421,076	S	*	2/2000	Lincir	D21/681
D424,140	S	*	5/2000	Lincir	D21/680
D446,265	S	*	8/2001	Lincir	D21/680

DESCRIPTION

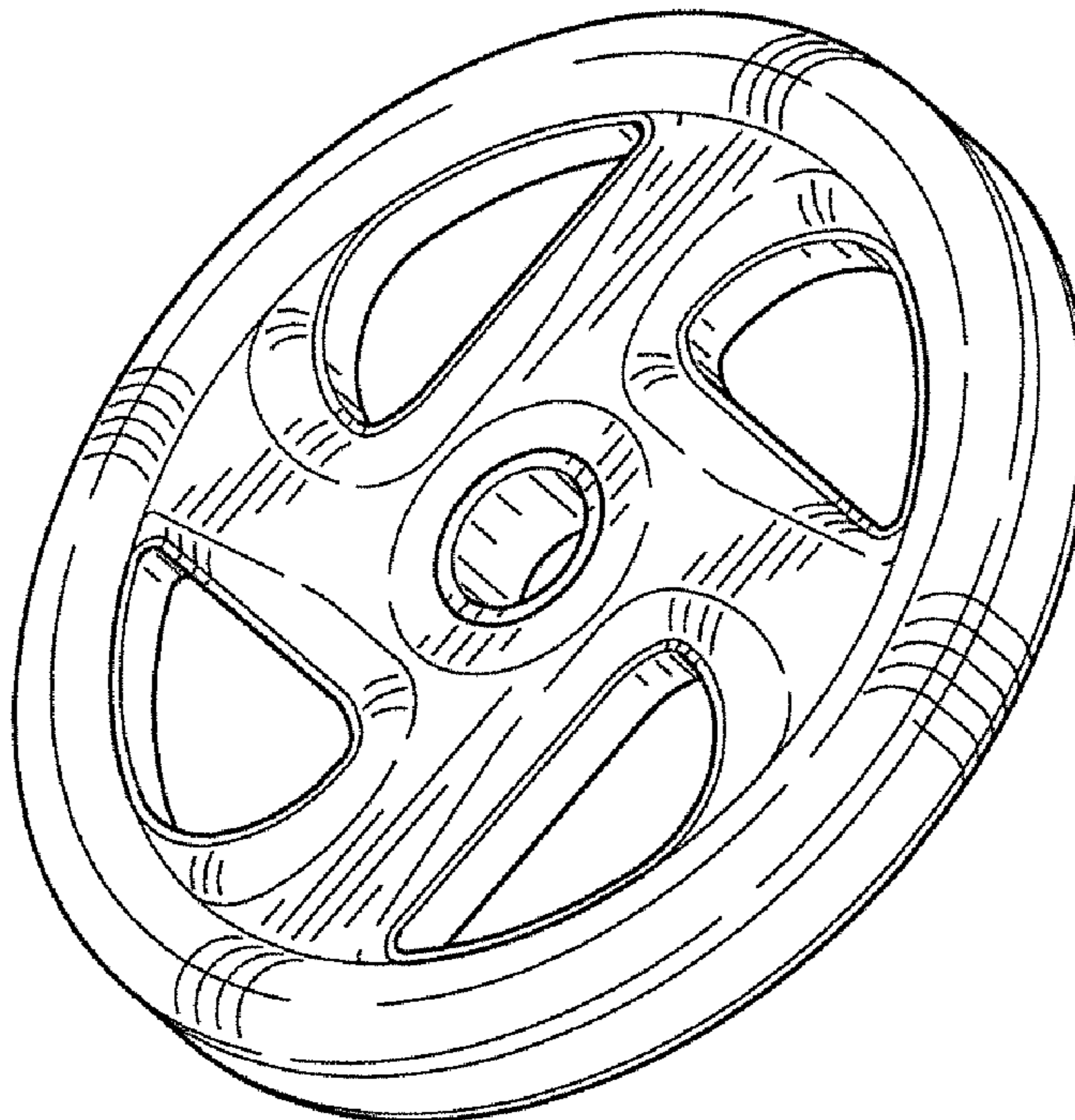
FIG. 1 is a perspective view of the barbell plate design of the invention;

FIG. 2 is a front view thereof;

FIG. 3 is a side, opposite side, top, and bottom view thereof; and,

FIG. 4 is a rear view thereof.

1 Claim, 1 Drawing Sheet



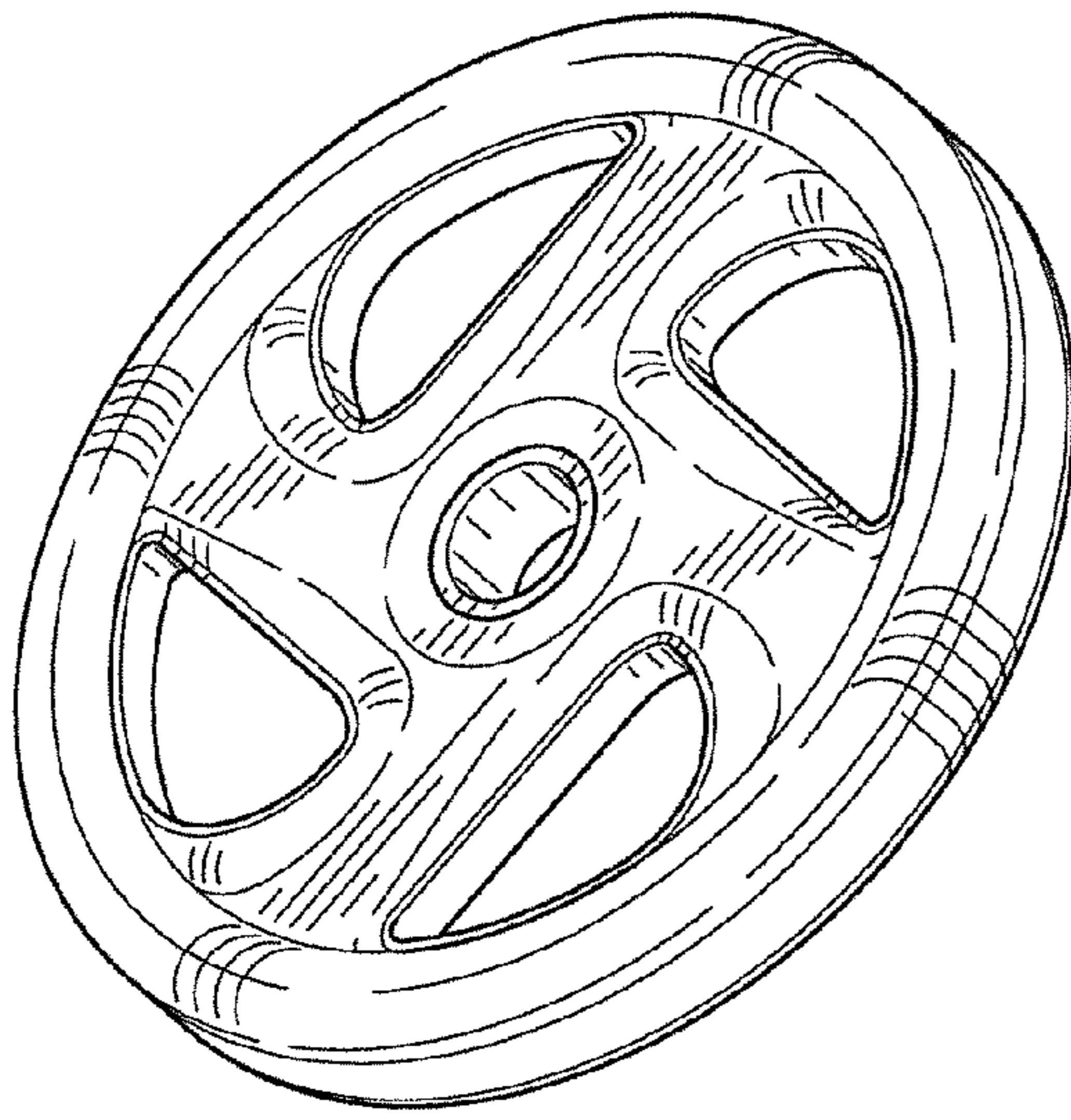


FIG. 1

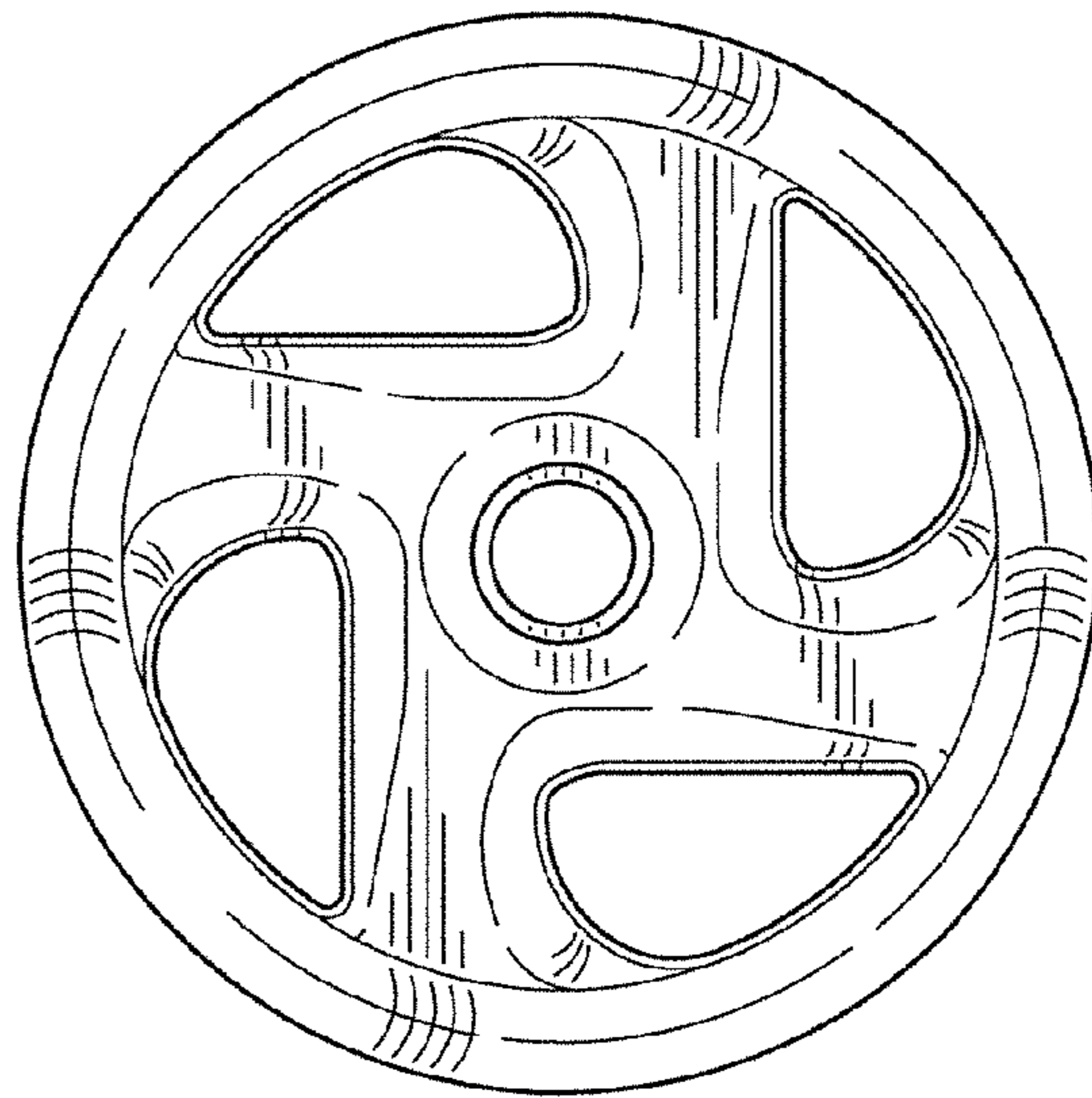


FIG. 2



FIG. 3

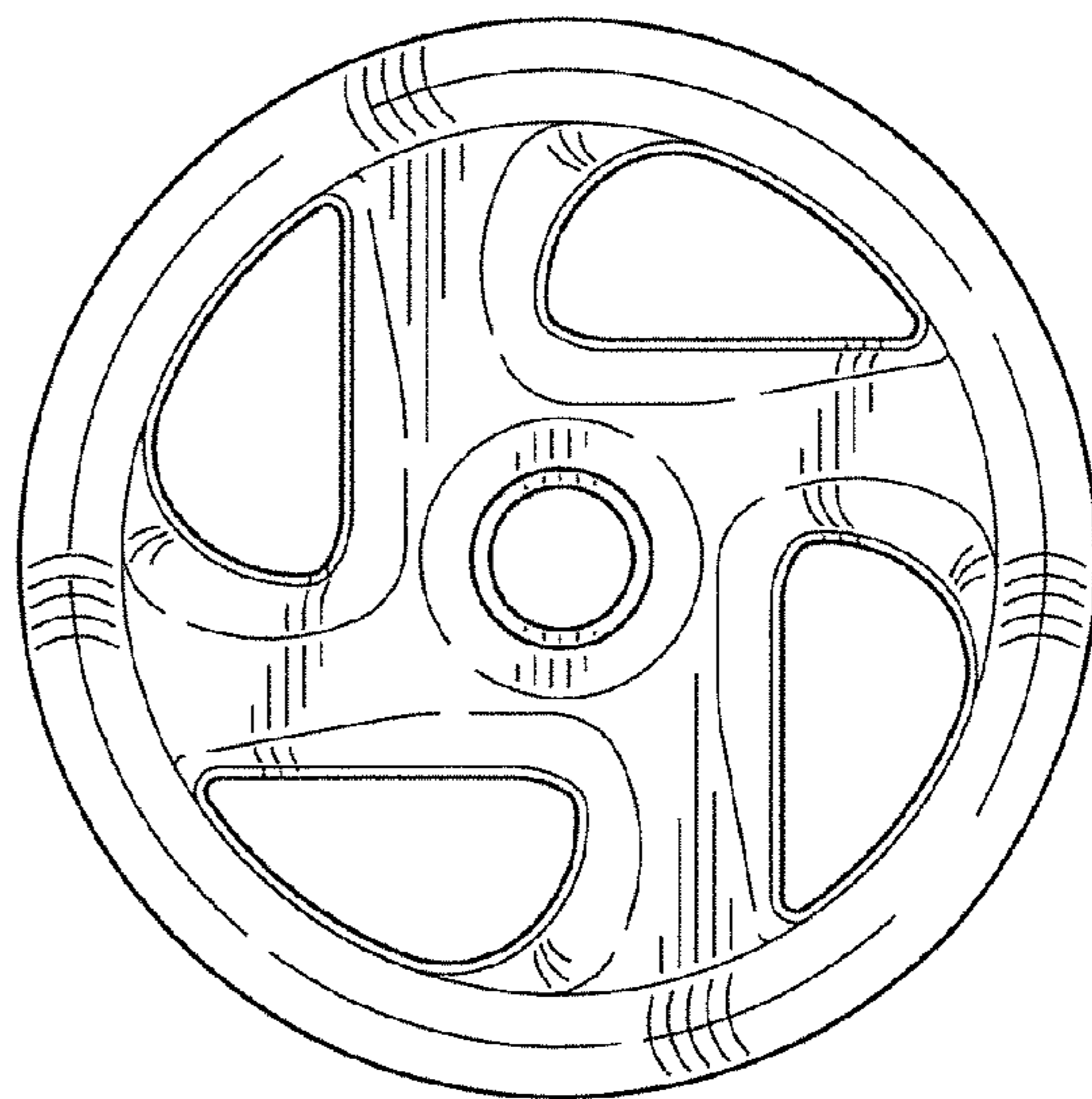


FIG. 4