



US00D673227S

(12) **United States Design Patent**  
**Robins et al.**

(10) **Patent No.:** **US D673,227 S**

(45) **Date of Patent:** **\*\* Dec. 25, 2012**

(54) **TOY AIRPLANE HOOK FOR PAPER AIRPLANES**

(75) Inventors: **Canyon Robins**, McKinleyville, CA (US); **Duncan Robins**, McKinleyville, CA (US)

(73) Assignee: **Slotter, LLC**, McKinleyville, CA (US)

(\*\*) Term: **14 Years**

(21) Appl. No.: **29/384,511**

(22) Filed: **Jan. 31, 2011**

(51) **LOC (9) Cl.** ..... **21-01**

(52) **U.S. Cl.** ..... **D21/453**

(58) **Field of Classification Search** ..... D21/436,  
D21/447-453; 446/61-67, 230-231  
See application file for complete search history.

(56) **References Cited**

U.S. PATENT DOCUMENTS

1,771,397	A *	7/1930	Chluda	.....	446/230
5,057,050	A *	10/1991	Hill	.....	446/61
D347,032	S *	5/1994	Nieder	.....	D21/449
5,853,312	A *	12/1998	Li	.....	446/61
6,257,946	B1 *	7/2001	Yang	.....	446/61
7,018,264	B2 *	3/2006	Foster et al.	.....	446/435
7,811,151	B2 *	10/2010	Conrad	.....	446/62

\* cited by examiner

*Primary Examiner* — Sandra Morris

(74) *Attorney, Agent, or Firm* — Kolisch Hartwell, PC

(57) **CLAIM**

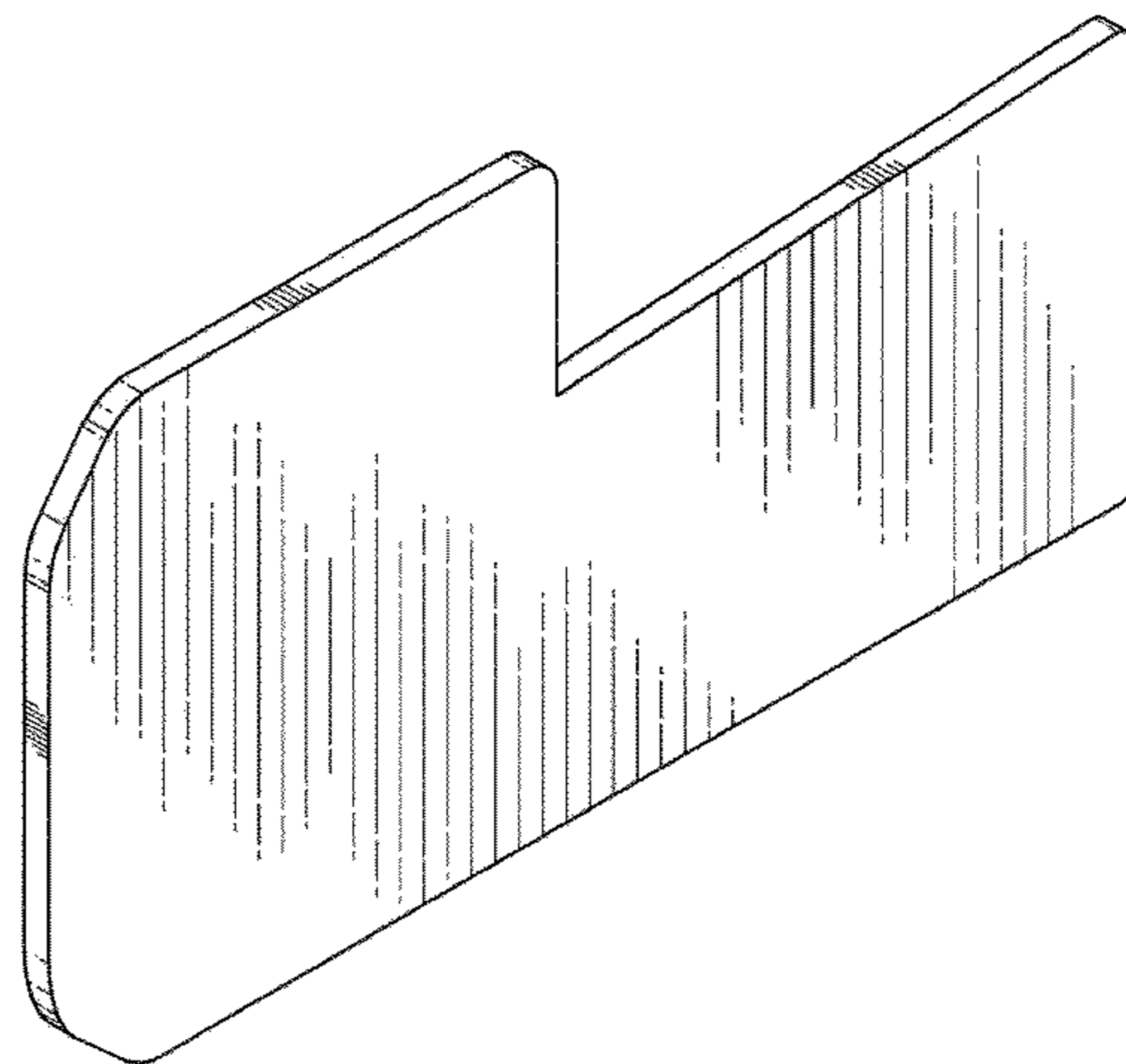
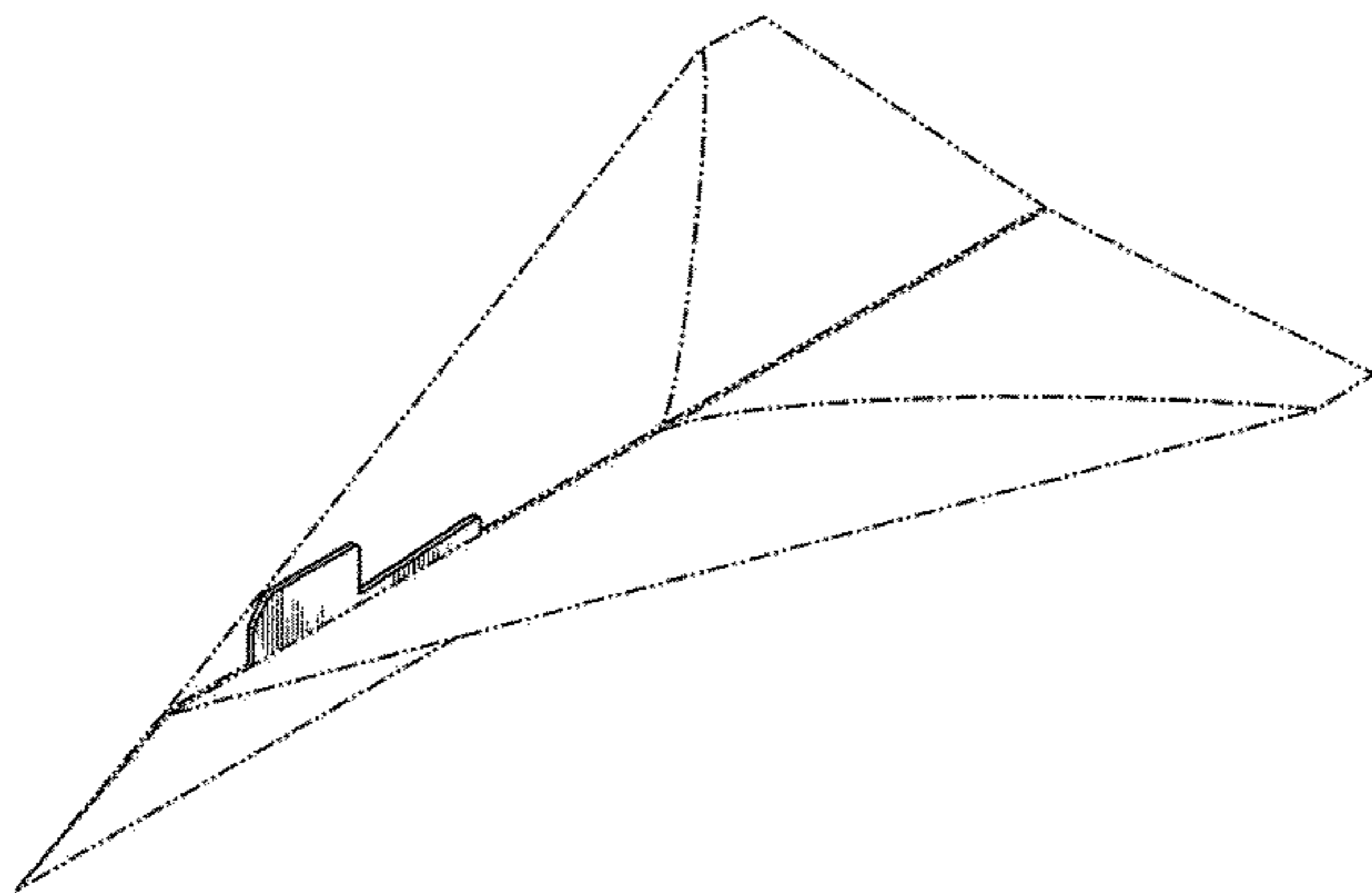
We claim the ornamental design for a toy airplane hook for paper airplanes, as shown and described.

**DESCRIPTION**

FIG. 1 is a perspective view of the toy airplane hook for paper airplanes, showing the hook in position in a paper airplane; FIG. 2 is an enlarged perspective view thereof; FIG. 3 is a side view of the hook shown in FIG. 2. A view of the other side of the hook is the same as FIG. 3. FIG. 4 is a front view of the hook shown in FIG. 2. FIG. 5 is an end view of the hook shown in FIG. 2. FIG. 6 is a top view of the hook shown in FIG. 2; and, FIG. 7 is a bottom view shown in FIG. 2.

The broken line showing of the paper airplane is for illustrative purposes only, and forms no part of the claimed design. The stippling and shading lines shown in the drawing(s) represent the approximate three-dimensional contour of the design, and are not intended to indicate surface decoration.

**1 Claim, 2 Drawing Sheets**



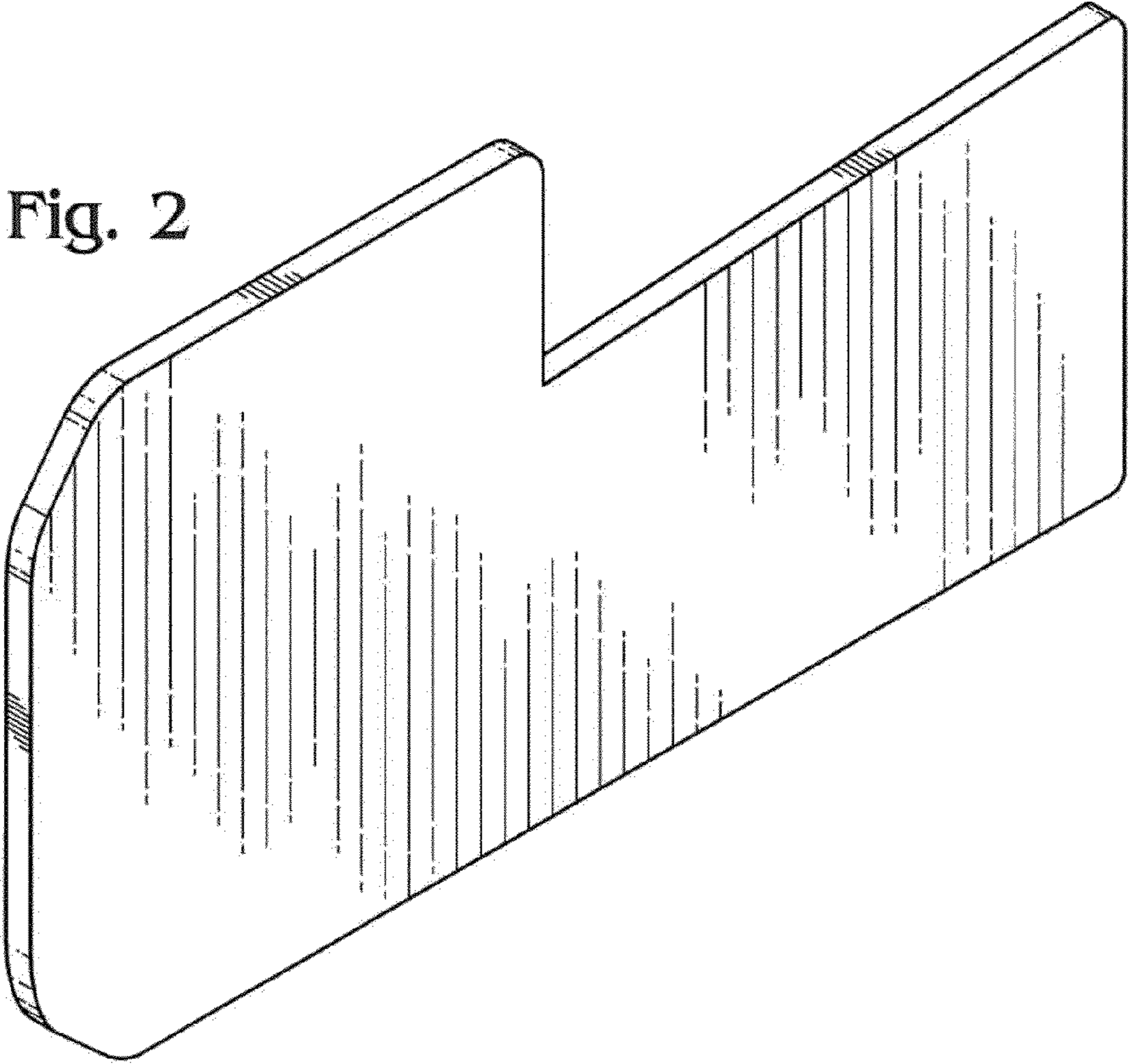
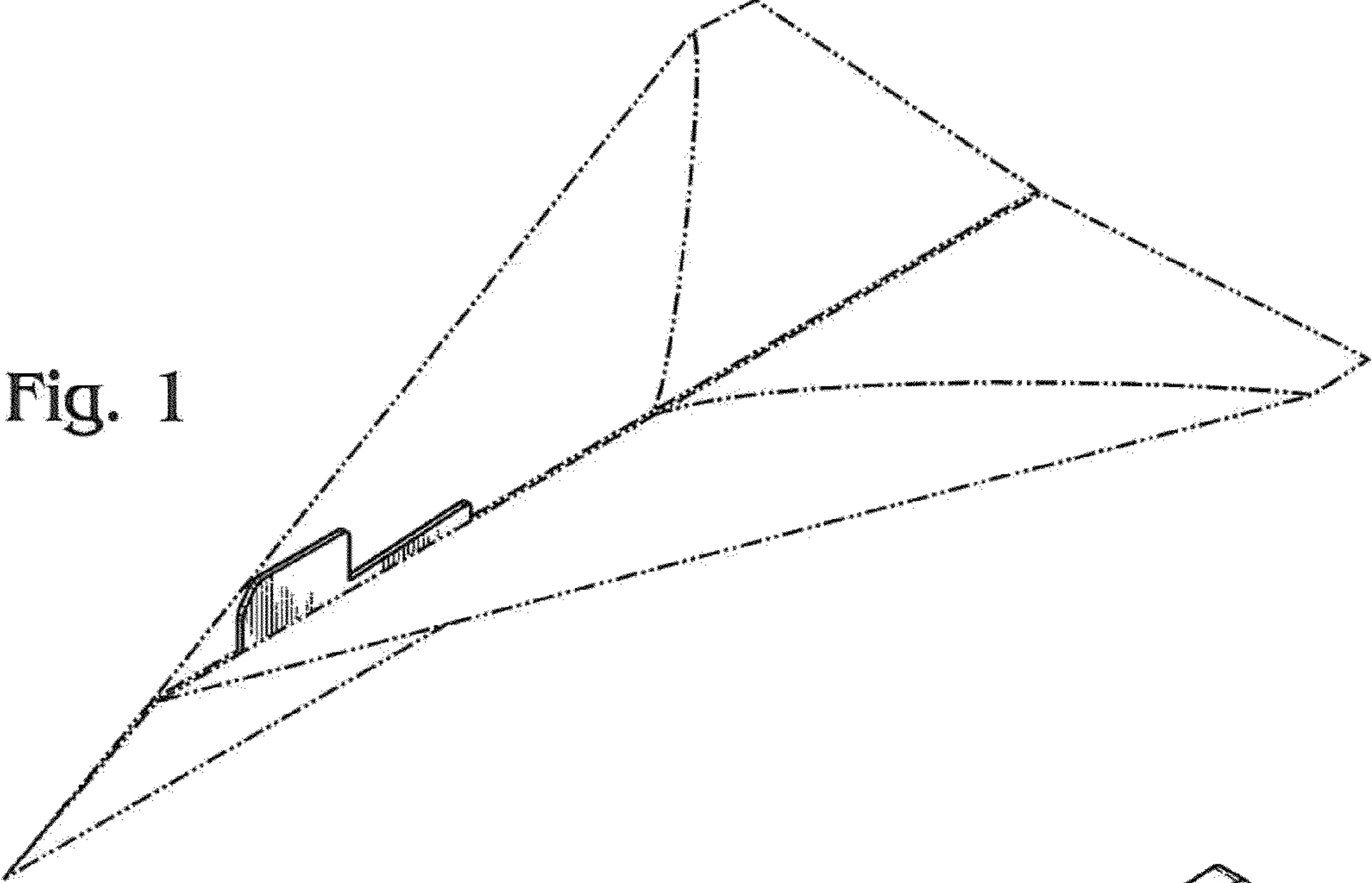


Fig. 3

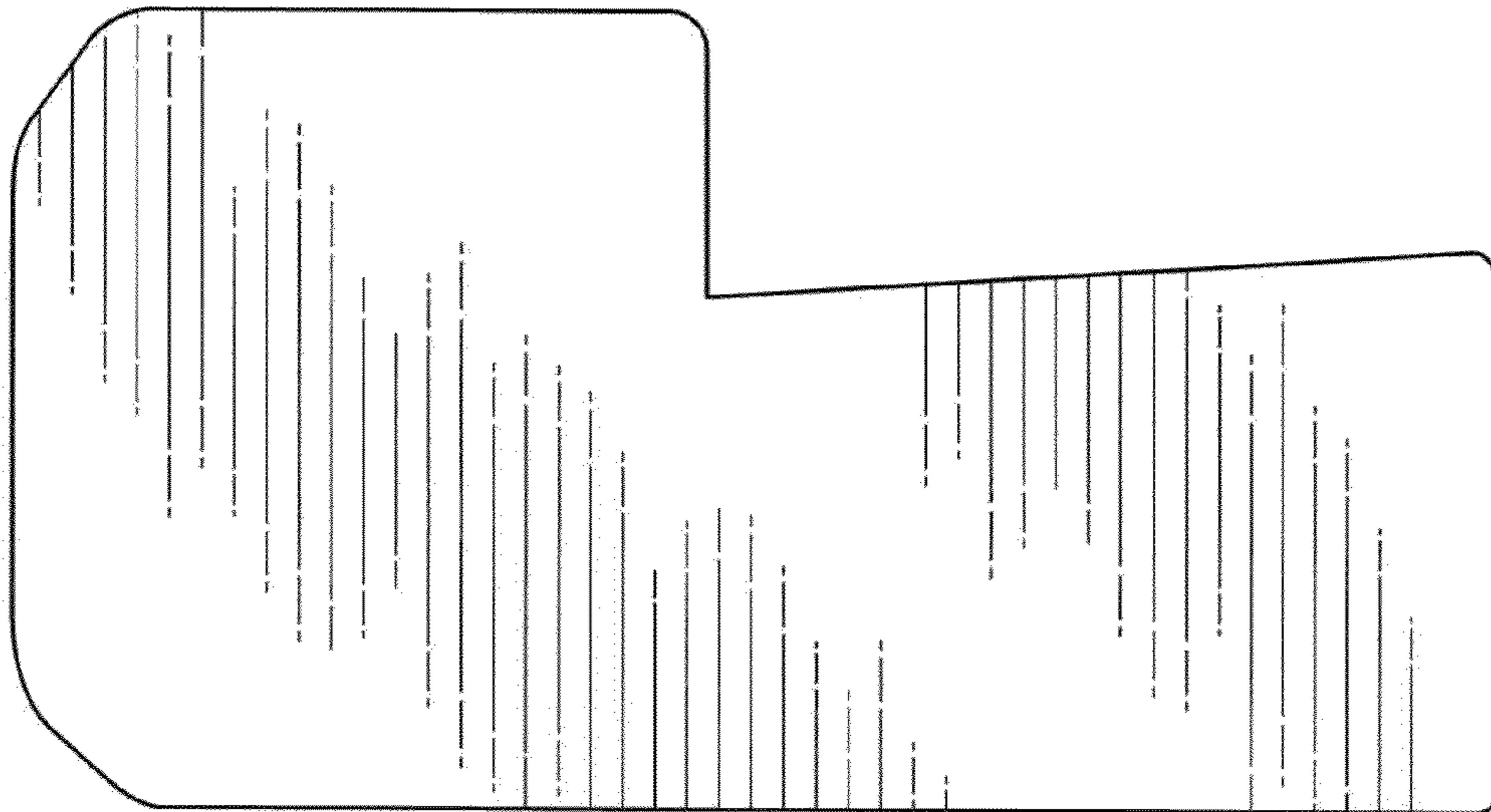


Fig. 4



Fig. 5



Fig. 6



Fig. 7

