



US00D673219S

(12) **United States Design Patent**  
**Lau**

(10) **Patent No.:** **US D673,219 S**

(45) **Date of Patent:** **\*\* Dec. 25, 2012**

(54) **NOTE AND CLIP**

(76) Inventor: **Janet K. Lau**, Union City, CA (US)

(\*\*) Term: **14 Years**

(21) Appl. No.: **29/424,355**

(22) Filed: **Jun. 11, 2012**

(51) **LOC (9) Cl.** ..... **19-02**

(52) **U.S. Cl.** ..... **D19/65**

(58) **Field of Classification Search** ..... D8/394,  
D8/395; D19/65, 86, 99, 100, 1, 2, 4; 24/67 R,  
24/67.1, 67.3, 67.7, 67.9, 67.11; D11/14,  
D11/30, 44, 56, 103, 211, 217, 219, 223,  
D11/232, 238

See application file for complete search history.

(56) **References Cited**

**U.S. PATENT DOCUMENTS**

D136,216 S *	8/1943	Lebow	.....	D9/711
D252,155 S *	6/1979	Okimoto	.....	D19/4
D262,514 S *	1/1982	Gilbert	.....	D8/388
D306,700 S *	3/1990	Gallo	.....	D9/434
5,533,236 A *	7/1996	Tseng	.....	24/67.5
5,638,583 A *	6/1997	Tseng	.....	24/67.5
5,896,624 A *	4/1999	Horswell	.....	24/67.5
6,226,840 B1 *	5/2001	Lu	.....	24/67.5
D491,338 S *	6/2004	Arbaugh, II	.....	D1/112
D491,711 S *	6/2004	Arbaugh, II	.....	D1/112
D516,731 S *	3/2006	Harris et al.	.....	D24/208
D525,711 S *	7/2006	Lewandowski	.....	D24/200
D533,790 S *	12/2006	Arabo	.....	D10/33
D536,737 S *	2/2007	Lee	.....	D19/90
7,305,741 B2 *	12/2007	Joe	.....	24/67.5
7,318,293 B2 *	1/2008	Ardern, II	.....	40/666
D610,480 S *	2/2010	Daswani	.....	D11/1

D620,830 S *	8/2010	Djordjevic	.....	D11/1
D622,628 S *	8/2010	Castaline et al.	.....	D11/56
D628,934 S *	12/2010	Fernandez Rives	.....	D11/79
D663,774 S *	7/2012	Lau	.....	D19/65
2010/0313393 A1 *	12/2010	Kim et al.	.....	24/67 R

\* cited by examiner

*Primary Examiner* — Elizabeth Albert

(74) *Attorney, Agent, or Firm* — Aka Chan LLP

(57) **CLAIM**

The ornamental design for a note and clip, as shown and described.

**DESCRIPTION**

FIG. 1 shows a perspective view of a first embodiment of a design of a note and clip.

FIG. 2 shows a right-side view of FIG. 1. A left-side view is a mirror image of the right-side view.

FIG. 3 shows another perspective view of FIG. 1.

FIG. 4 shows a front view of FIG. 1. A back view is a mirror image of the front view.

FIG. 5 shows the right-side view of FIG. 1. A left-side view is a mirror image of the right-side view.

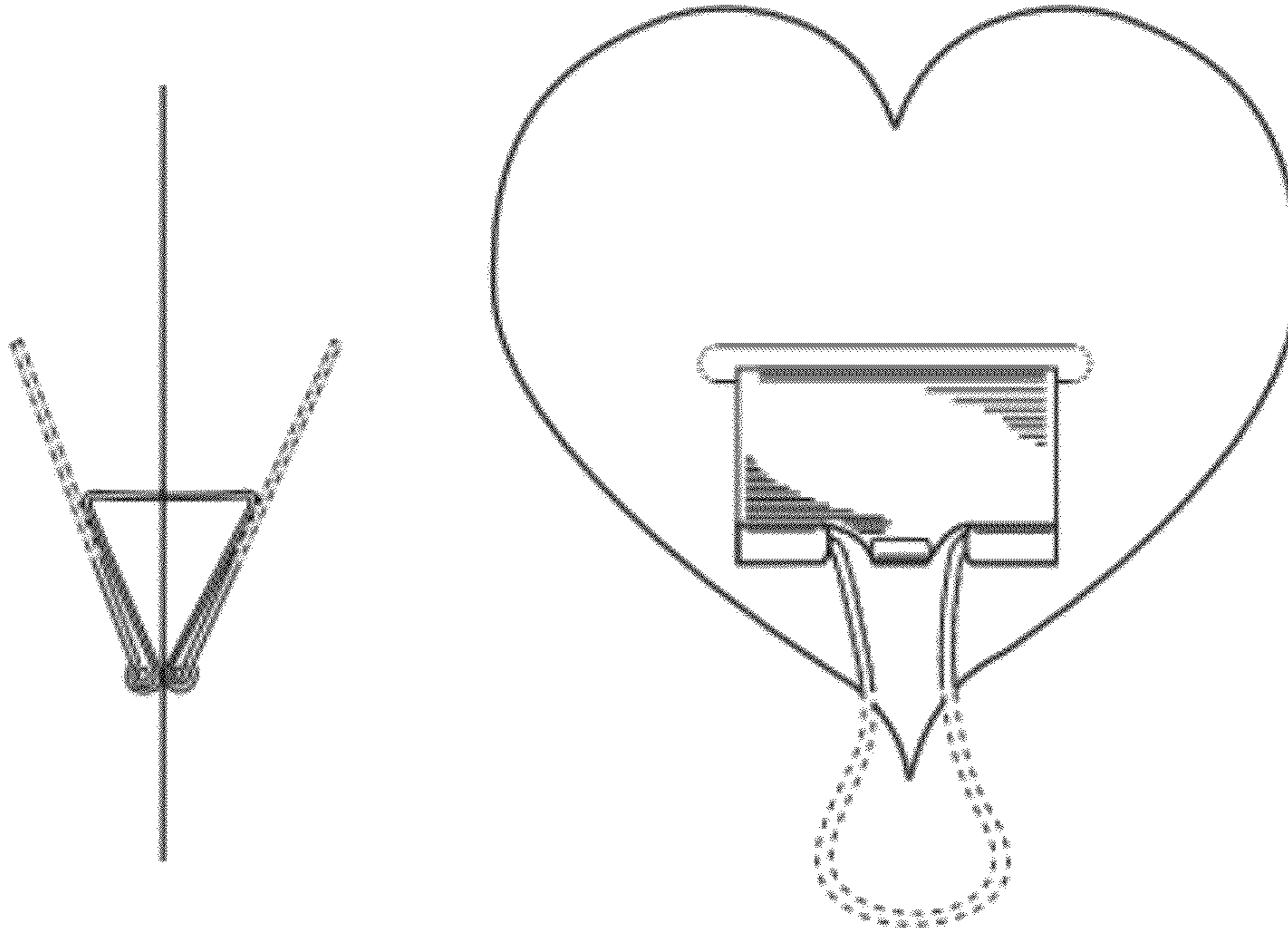
FIG. 6 shows a back view of FIG. 1. The front view is a mirror image of the back view.

FIG. 7 shows a top view of FIG. 1; and,

FIG. 8 shows a bottom view of FIG. 1.

The surfaces of the note are entirely unclaimed except for the edge lines that are shown as solid lines. The broken-line features in the figures are for illustrative purposes only and form no part of the claimed design.

**1 Claim, 1 Drawing Sheet**



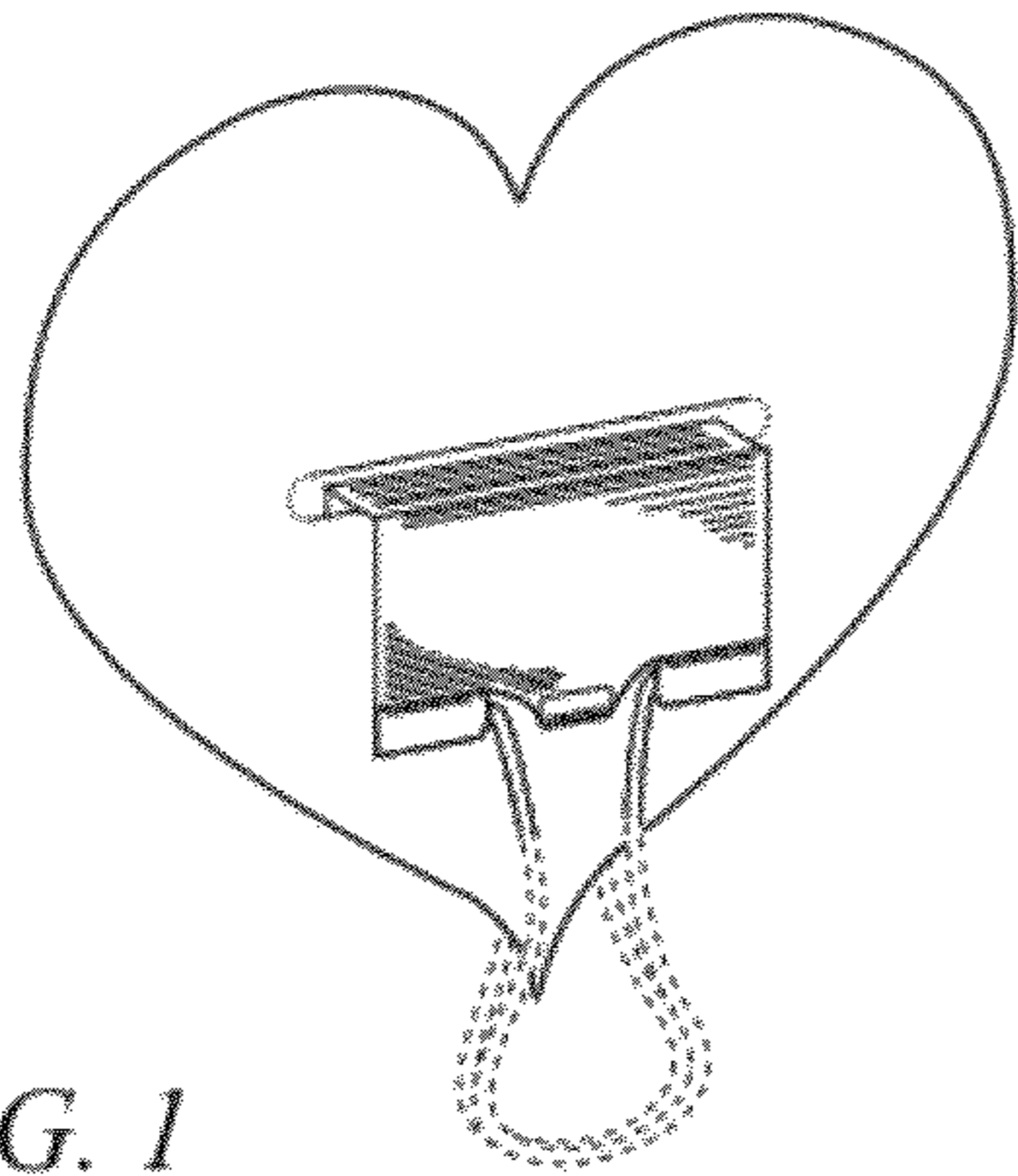


FIG. 1



FIG. 2




FIG. 3

FIG. 7

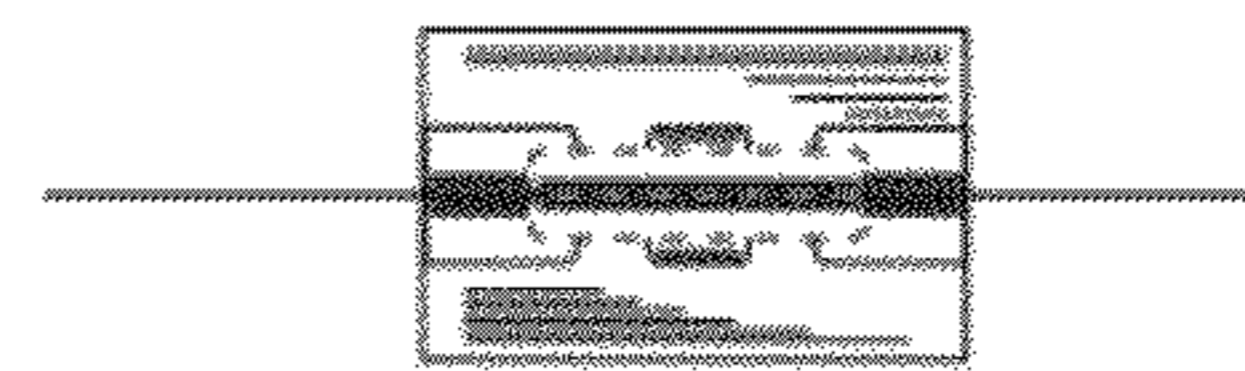
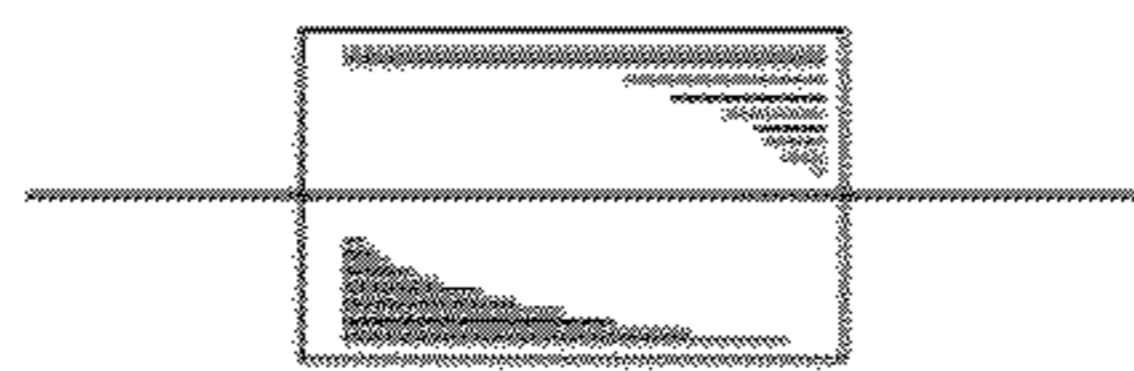


FIG. 8

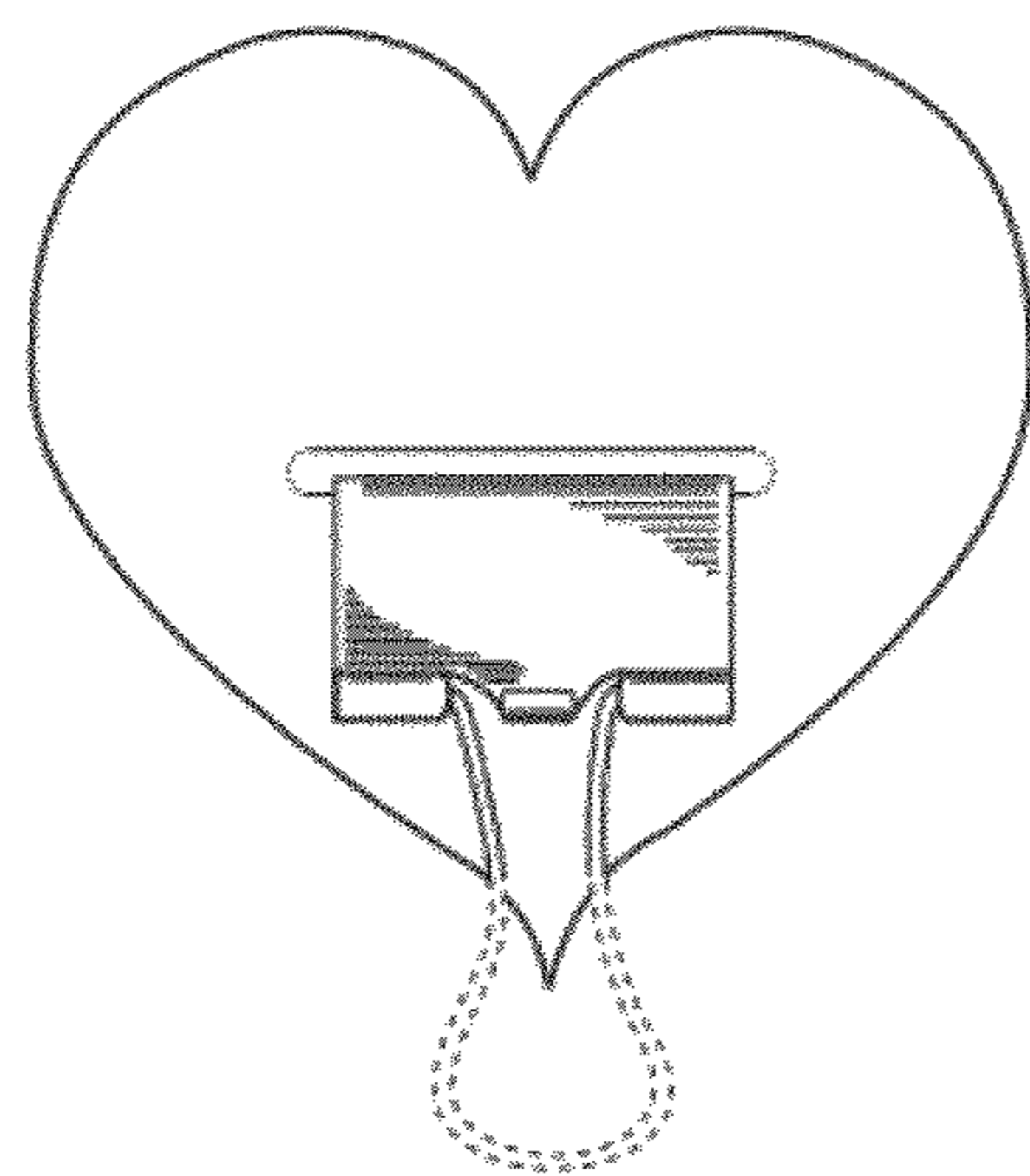


FIG. 4

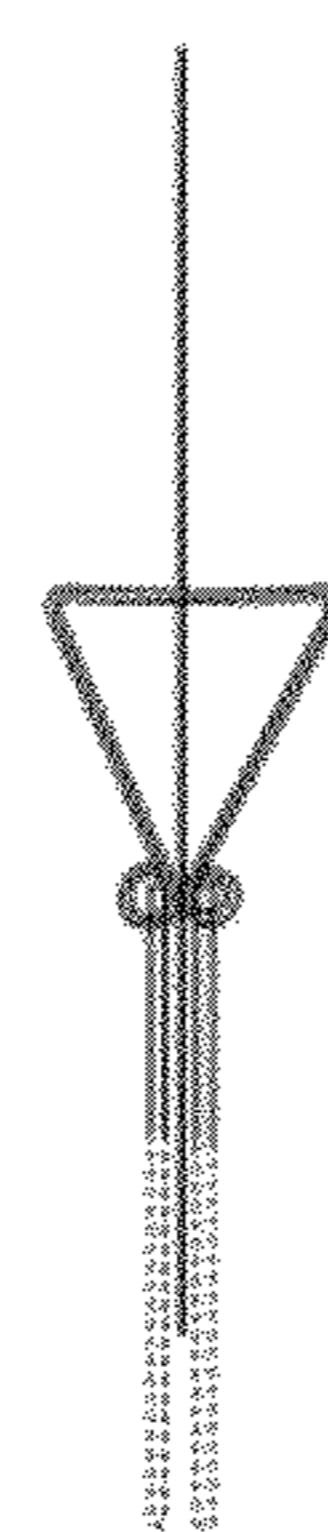


FIG. 5




FIG. 6