



US00D673194S

(12) **United States Design Patent**
Kovac et al.

(10) **Patent No.:** **US D673,194 S**
(45) **Date of Patent:** **** Dec. 25, 2012**

(54) **CUTTING INSERT**

(75) Inventors: **Jeffrey F. Kovac**, Loyalhanna, PA (US);
Lewis Ray Morrison, Latrobe, PA (US);
Kumar Reddy Mylavaram Nikhilesh,
Bangalore (IN); **Ravishankar Iyer**,
North Huntingdon, PA (US)

(73) Assignee: **Kennametal Inc.**, Latrobe, PA (US)

(**) Term: **14 Years**

(21) Appl. No.: **29/397,042**

(22) Filed: **Jul. 11, 2011**

(51) **LOC (9) Cl.** **15-09**

(52) **U.S. Cl.** **D15/139**

(58) **Field of Classification Search** D8/70,
D8/71; D15/138, 139, 140; 407/42, 112-119

See application file for complete search history.

(56) **References Cited**

U.S. PATENT DOCUMENTS

D351,606	S *	10/1994	Markusson et al.	D15/139
D390,578	S *	2/1998	Satran et al.	D15/139
5,934,844	A *	8/1999	Woolley	407/114
6,238,133	B1 *	5/2001	DeRoche et al.	403/359.1
D477,004	S *	7/2003	Arvidsson	D15/139
D477,618	S *	7/2003	Arvidsson	D15/139
7,390,149	B2 *	6/2008	Wihlborg	407/35

7,458,753	B1 *	12/2008	Niebauer et al.	407/113
7,722,297	B2 *	5/2010	Dufour et al.	407/66
D635,163	S *	3/2011	Michelet et al.	D15/139
D635,164	S *	3/2011	Nelson et al.	D15/139
D658,218	S *	4/2012	Morrison et al.	D15/139
2005/0244233	A1 *	11/2005	Jonsson	407/116
2006/0245837	A1 *	11/2006	Dufour et al.	409/132
2008/0317558	A1 *	12/2008	Niebauer et al.	407/114
2011/0123283	A1 *	5/2011	Michelet et al.	407/113
2011/0164934	A1 *	7/2011	Chen et al.	407/114
2012/0070242	A1 *	3/2012	Choi et al.	407/113
2012/0163929	A1 *	6/2012	Dufour et al.	407/42

* cited by examiner

Primary Examiner — Patricia Palasik

(74) *Attorney, Agent, or Firm* — Larry R. Meenan, Esq.

(57) **CLAIM**

We claim the ornamental design for a cutting insert, as shown and described.

DESCRIPTION

FIG. 1 is an isometric view from above of a cutting insert showing our new design;

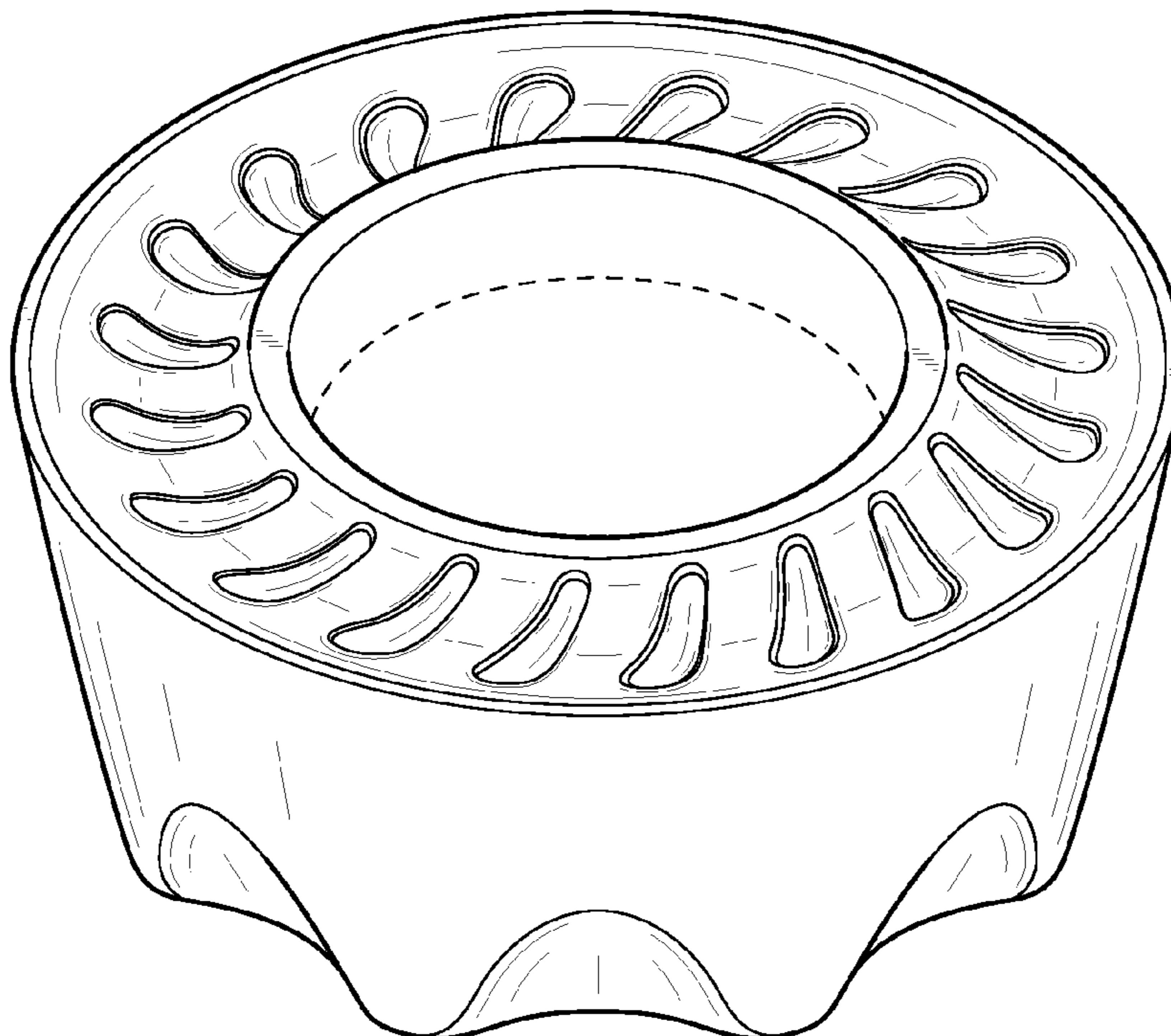
FIG. 2 is a side view of the cutting insert of FIG. 1,

FIG. 3 is a top view of the cutting insert of FIG. 1; and,

FIG. 4 is a bottom view of the cutting insert of FIG. 1.

The broken lines in the drawings depict unclaimed environmental subject matter.

1 Claim, 3 Drawing Sheets



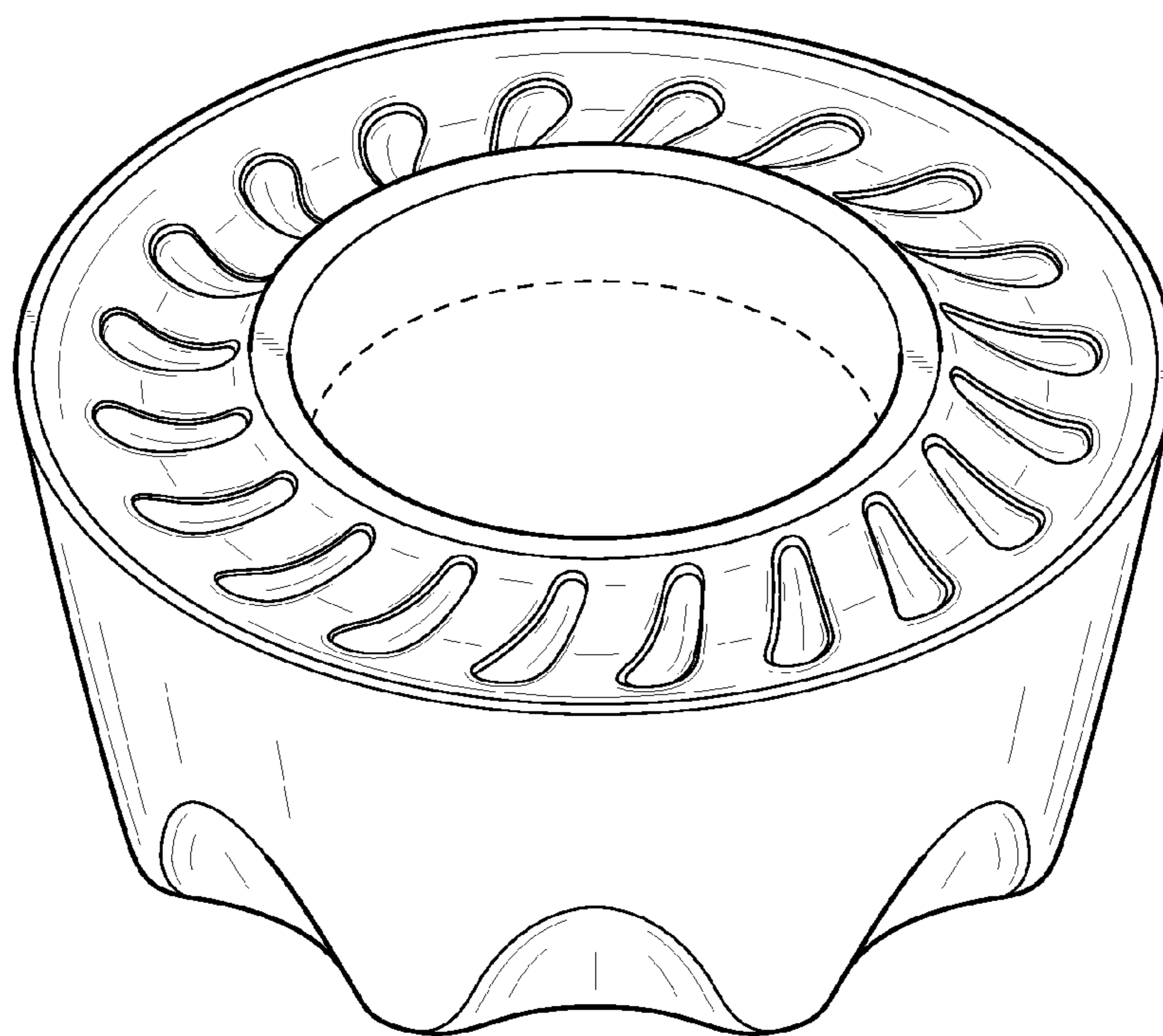


FIG. 1

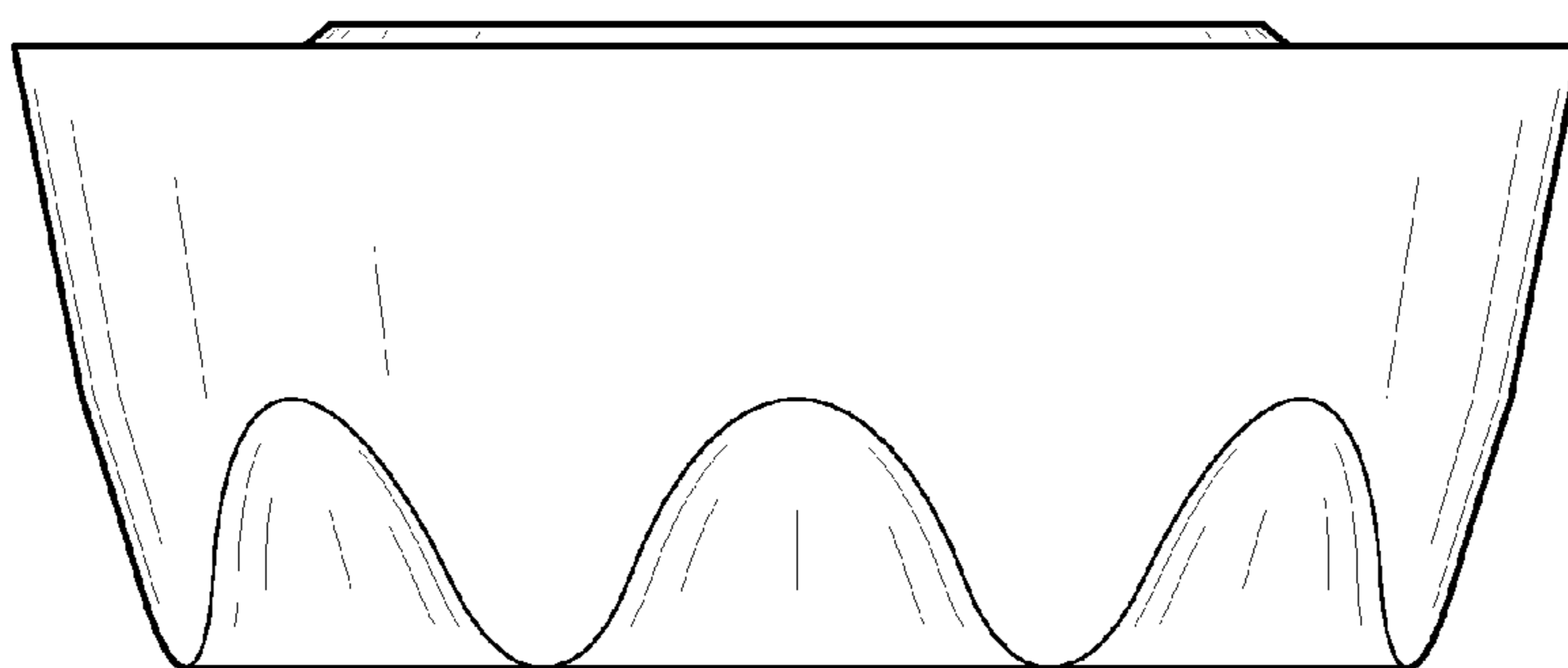


FIG. 2

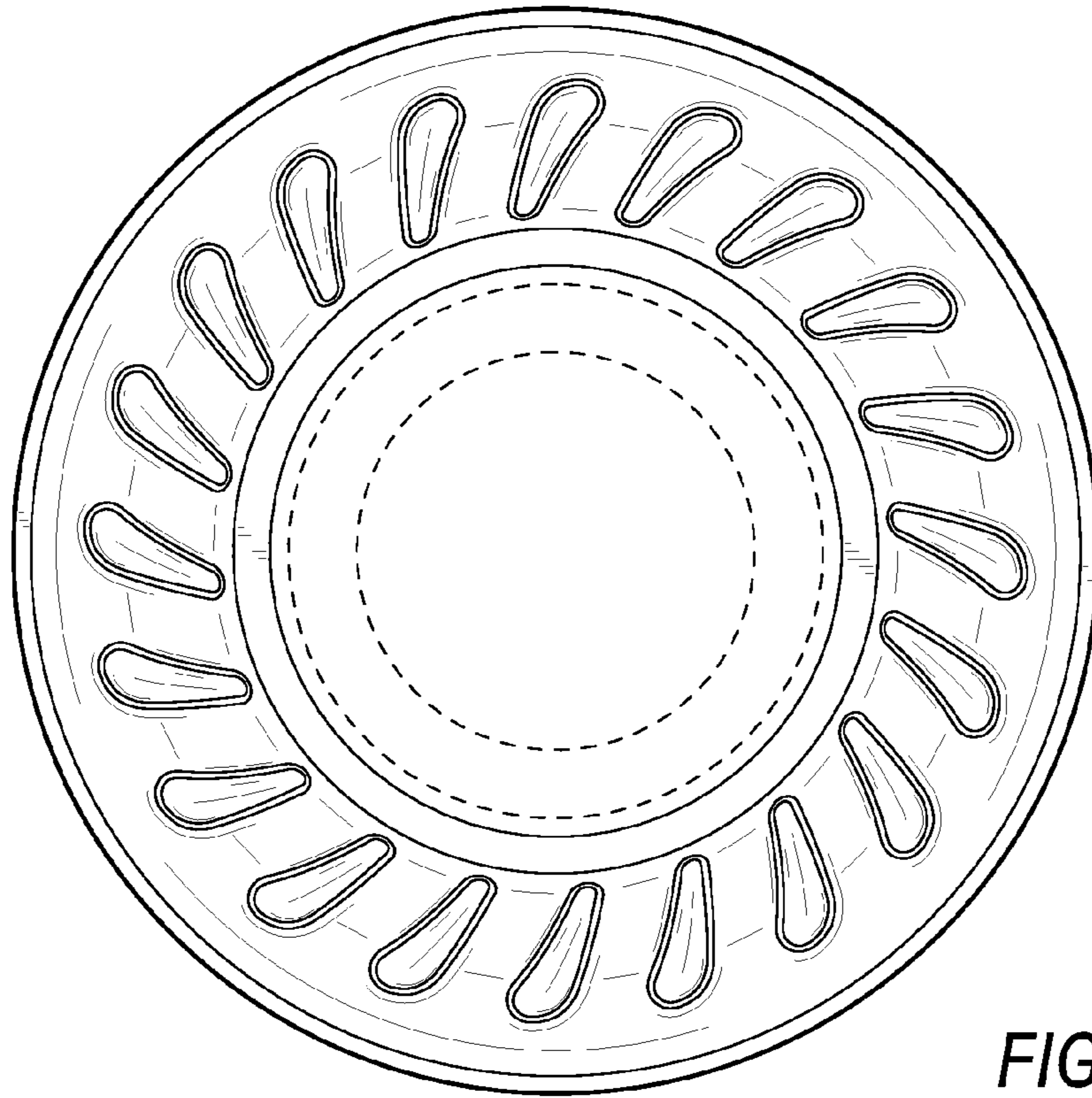


FIG. 3

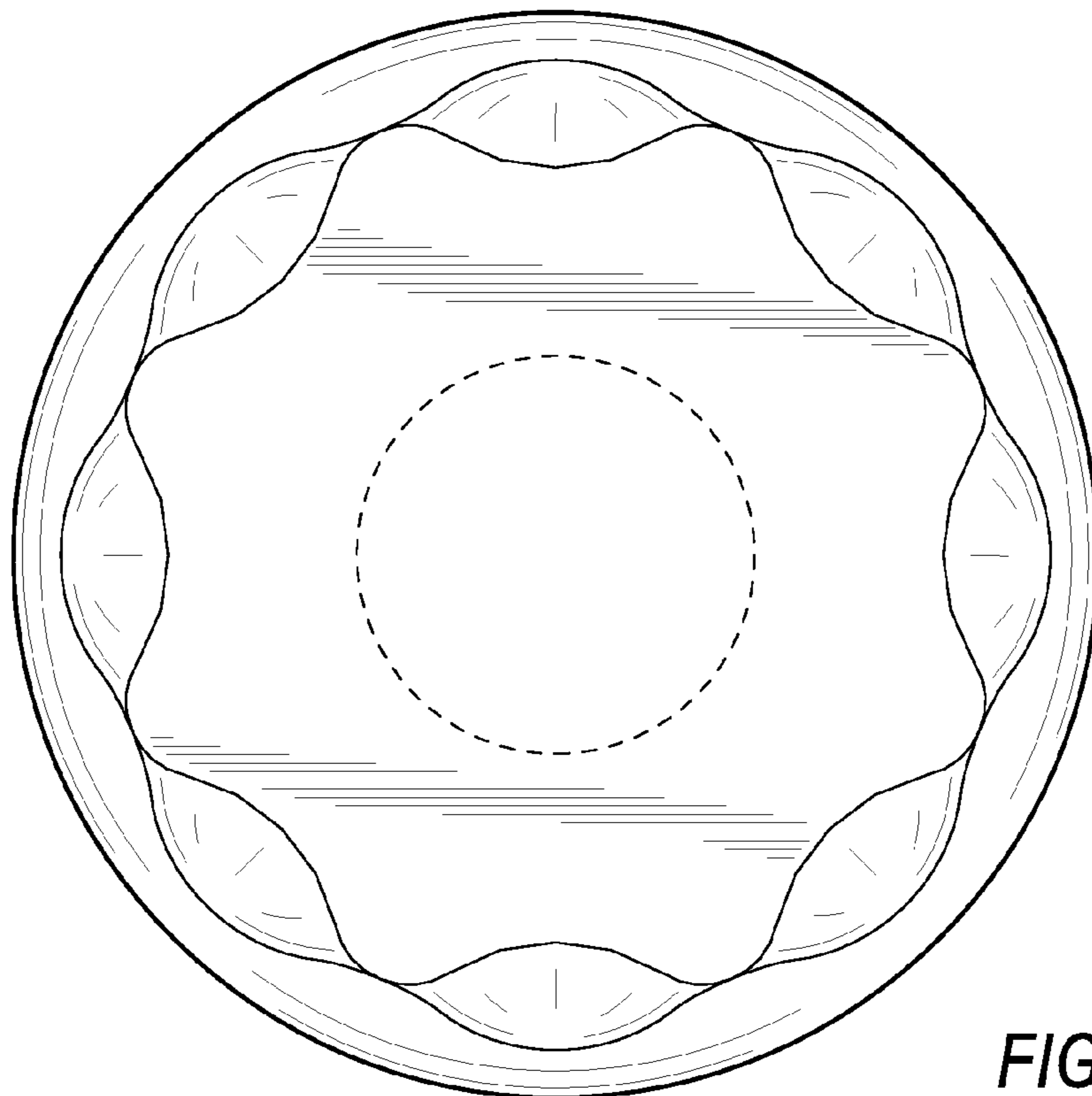


FIG. 4