



US00D673184S

(12) **United States Design Patent**  
**Stimel, Jr.**

(10) **Patent No.:** **US D673,184 S**

(45) **Date of Patent:** **\*\* \*Dec. 25, 2012**

(54) **VEHICLE INTERIOR COMPONENT**

(75) **Inventor:** **William E. Stimel, Jr.**, Alexandria, OH (US)

(73) **Assignee:** **CVG Management Corporation**, New Albany, OH (US)

(\*) **Notice:** This patent is subject to a terminal disclaimer.

(\*\*) **Term:** **14 Years**

(21) **Appl. No.:** **29/387,621**

(22) **Filed:** **Mar. 15, 2011**

(51) **LOC (9) Cl.** ..... **15-03**

(52) **U.S. Cl.** ..... **D15/28**

(58) **Field of Classification Search** ..... D15/17,  
D15/22-26, 28, 31, 33; D12/192, 419, 421;  
180/69.2, 69.21, 69.24, 90; 296/70, 30, 72,  
296/191, 192, 193.03

See application file for complete search history.

(56) **References Cited**

**U.S. PATENT DOCUMENTS**

D162,507 S *	3/1951	Arenberg et al. ....	D26/34
D206,322 S *	11/1966	Ornas et al. ....	D12/192
3,452,835 A *	7/1969	Jacobsen et al. ....	180/90
4,126,202 A *	11/1978	Hern ..... 180/89.12	
D308,131 S *	5/1990	Marcantonio ..... D12/419	
D365,574 S *	12/1995	Westimayer et al. .... D15/17	
D375,071 S *	10/1996	Darley ..... D12/192	
5,725,065 A *	3/1998	Knurr et al. .... 180/69.2	
D427,613 S *	7/2000	Altmann et al. .... D15/28	
D428,022 S *	7/2000	Altmann et al. .... D15/28	
D432,076 S *	10/2000	Stickles et al. .... D12/419	
D439,257 S *	3/2001	Rossow et al. .... D15/28	
D459,734 S *	7/2002	Hohnl et al. .... D15/28	
D471,564 S *	3/2003	Hohnl et al. .... D15/28	
D514,995 S *	2/2006	Acton et al. .... D12/192	
D515,487 S *	2/2006	Tanaka et al. .... D12/192	

D519,132 S *	4/2006	Laux et al. ....	D15/28
D521,413 S *	5/2006	Katoh ..... D12/1	
D529,052 S *	9/2006	Dolesh et al. .... D15/28	
D534,468 S *	1/2007	Colburn et al. .... D12/192	
D543,558 S *	5/2007	Dolesh et al. .... D15/28	
D546,841 S *	7/2007	McCarren et al. .... D15/28	
D549,739 S *	8/2007	Stephens ..... D15/28	
D551,144 S *	9/2007	Shinoda ..... D12/192	
D554,572 S *	11/2007	Iguchi ..... D12/192	
D593,134 S *	5/2009	Kuwae et al. .... D15/28	
D636,410 S *	4/2011	Ono et al. .... D15/28	
D636,794 S *	4/2011	Ono et al. .... D15/28	
D640,293 S *	6/2011	Ono et al. .... D15/28	
D652,063 S *	1/2012	Takeuchi et al. .... D15/28	
D652,433 S *	1/2012	Takeuchi et al. .... D15/28	

\* cited by examiner

*Primary Examiner* — Mark Goodwin

(74) *Attorney, Agent, or Firm* — Kegler Brown Hill & Ritter; James J. Pingor

(57) **CLAIM**

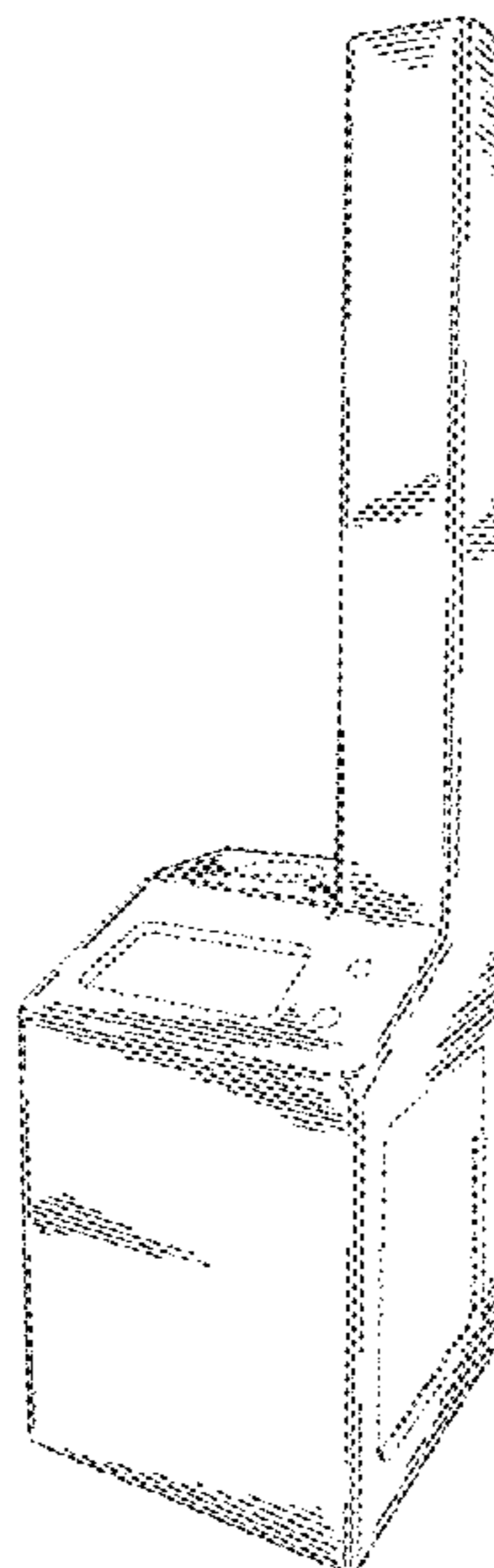
I claim the ornamental design of the vehicle interior component, as shown and described.

**DESCRIPTION**

FIG. 1 is a right front perspective view of a vehicle interior component showing my new design; FIG. 2 is a right front perspective view thereof; FIG. 3 is a right front perspective view thereof shown in use condition; FIG. 4 is a right side perspective view thereof; FIG. 5 is a right side perspective view thereof shown with unclaimed environmental structures; and, FIG. 6 is a rear view thereof.

The broken line showing of various surface features is included for the purpose of illustrating portions of the vehicle interior component and the broken line showing of the interior portion of a vehicle in FIGS. 3-5 is for environmental structure only and forms no part of the claimed design.

**1 Claim, 6 Drawing Sheets**






Fig. 1




Fig. 2

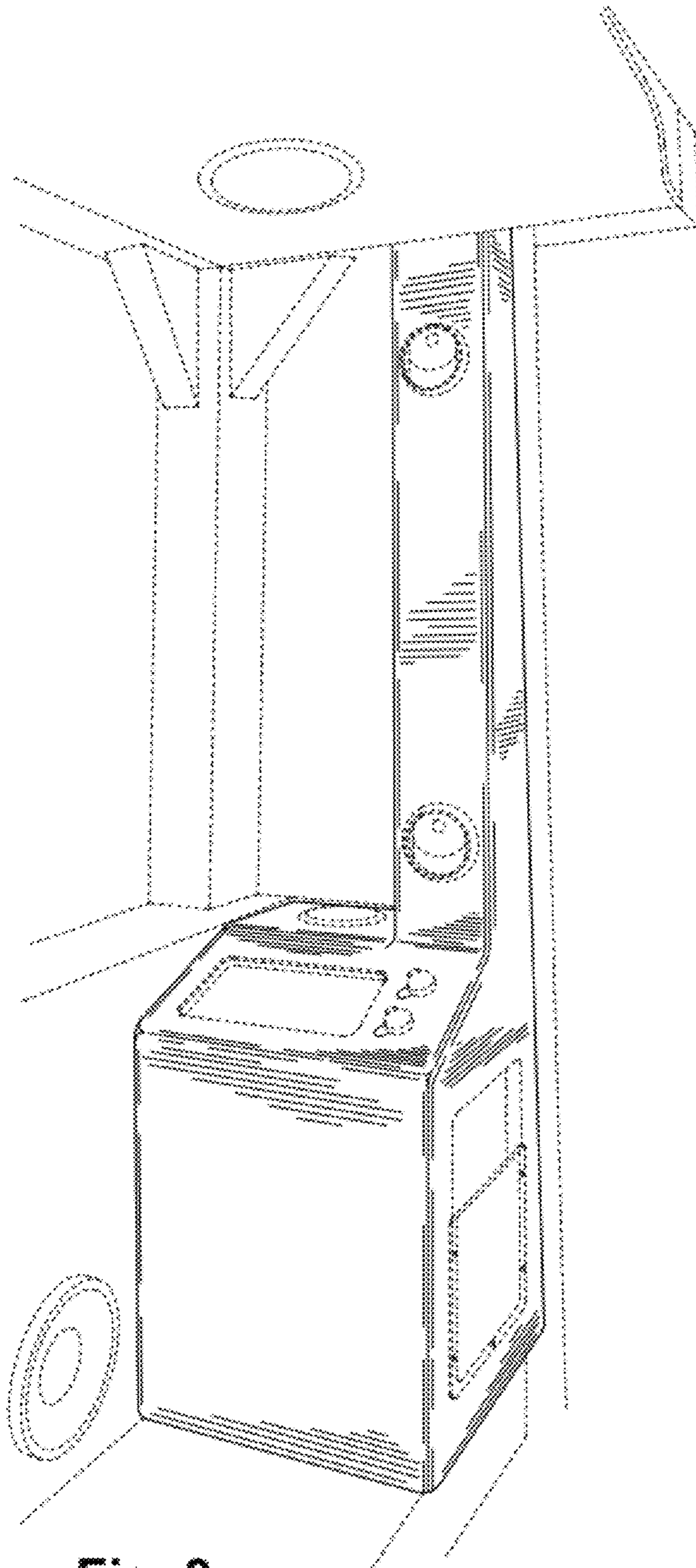


Fig. 3

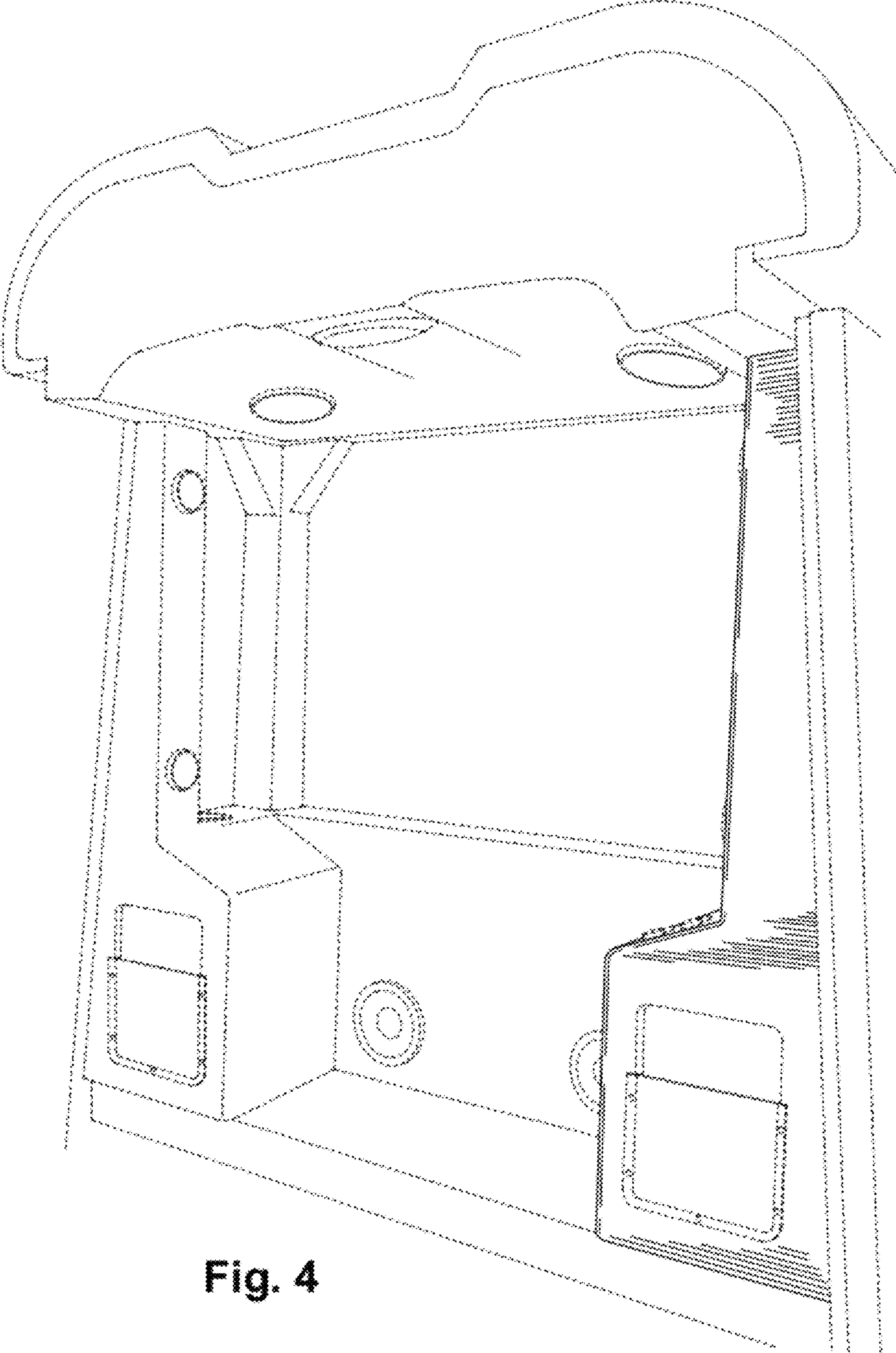


Fig. 4

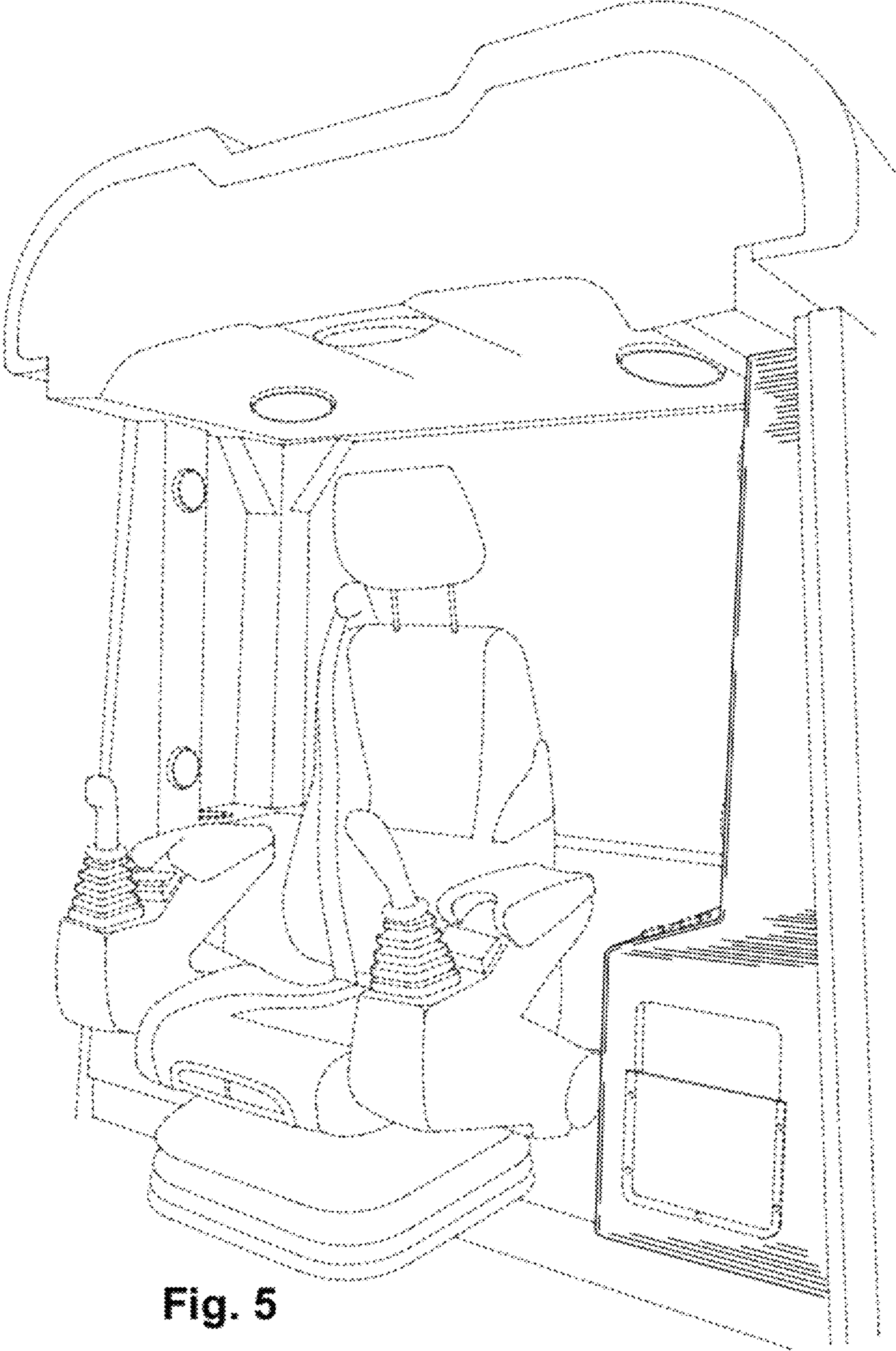


Fig. 5

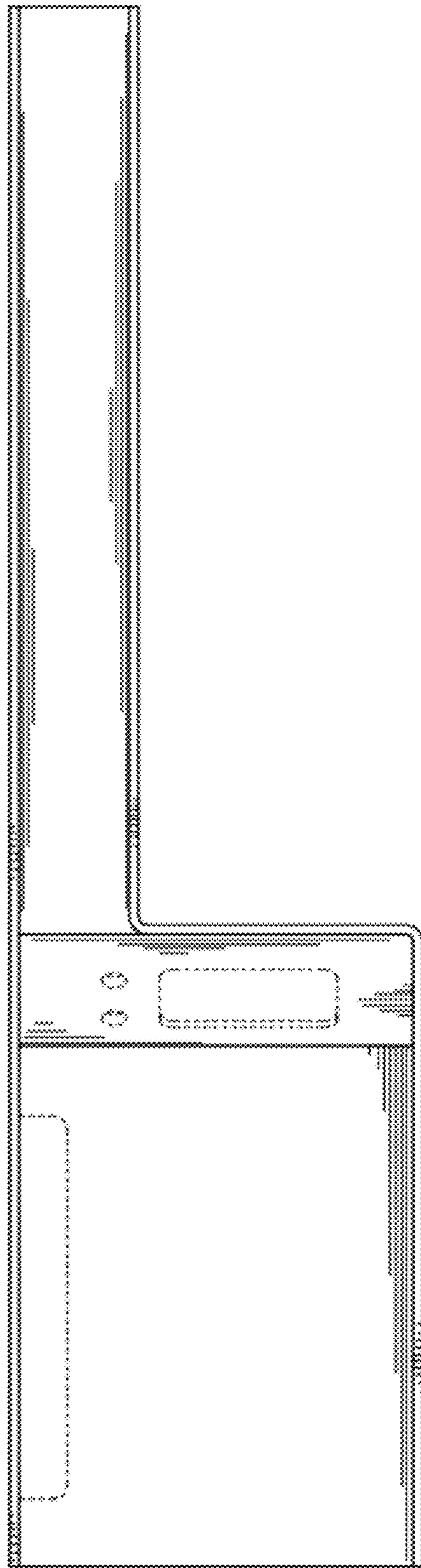


Fig. 6