



US00D673173S

(12) **United States Design Patent**  
**Chen**

(10) **Patent No.:** **US D673,173 S**

(45) **Date of Patent:** **\*\* Dec. 25, 2012**

(54) **DISPLAY SCREEN WITH GRAPHICAL USER INTERFACE**

(75) Inventor: **Liang Chen**, Bellevue, WA (US)

(73) Assignee: **Microsoft Corporation**, Redmond, WA (US)

(\*\*) Term: **14 Years**

(21) Appl. No.: **29/406,950**

(22) Filed: **Nov. 21, 2011**

(51) **LOC (9) Cl.** ..... **14-04**

(52) **U.S. Cl.** ..... **D14/487**

(58) **Field of Classification Search** ..... D14/485-495;  
715/700-867

See application file for complete search history.

(56) **References Cited**

**U.S. PATENT DOCUMENTS**

D428,399	S	*	7/2000	Kahn et al.	.....	D14/488
D453,937	S	*	2/2002	Wasko et al.	.....	D14/487
D469,444	S	*	1/2003	Ording et al.	.....	D14/487
D480,401	S	*	10/2003	Kahn et al.	.....	D14/488
D501,214	S	*	1/2005	Melander et al.	.....	D14/487
D543,992	S	*	6/2007	Vigesaa	.....	D14/487
D550,689	S	*	9/2007	Vigesaa	.....	D14/487
D628,206	S	*	11/2010	Lemay	.....	D14/486
D640,273	S	*	6/2011	Arnold et al.	.....	D14/487
D640,278	S	*	6/2011	Woo	.....	D14/487
D640,285	S	*	6/2011	Woo	.....	D14/487

D648,343	S	*	11/2011	Chen	.....	D14/486
D648,345	S	*	11/2011	Arnold et al.	.....	D14/486
D650,393	S	*	12/2011	Doll	.....	D14/486
D655,299	S	*	3/2012	Shallcross et al.	.....	D14/485
D658,193	S	*	4/2012	Greenwood et al.	.....	D14/485
D660,313	S	*	5/2012	Williams et al.	.....	D14/487
8,185,164	B2	*	5/2012	Kim	.....	455/566
D664,557	S	*	7/2012	Shallcross et al.	.....	D14/487
D664,559	S	*	7/2012	Ismail et al.	.....	D14/487
D664,978	S	*	8/2012	Tanghe et al.	.....	D14/487
D664,979	S	*	8/2012	Barcheck et al.	.....	D14/487
D665,408	S	*	8/2012	Rai et al.	.....	D14/487
D667,420	S	*	9/2012	Kriese et al.	.....	D14/487
2005/0039140	A1	*	2/2005	Chen	.....	715/810

\* cited by examiner

*Primary Examiner* — Deanna L Fluegeman

(74) *Attorney, Agent, or Firm* — Banner & Witcoff, Ltd.

(57) **CLAIM**


The ornamental design for a display screen with graphical user interface, as shown and described.

**DESCRIPTION**

FIG. 1 is a front view of a display screen with graphical user interface showing our new design; and, FIG. 2 is a front view of the display screen of FIG. 1 shown on a device.

The broken line showing of the remainder of the display screen in FIGS. 1-2, and the remainder of the device in FIG. 2 is for environmental purposes only and forms no part of the claimed design.

**1 Claim, 2 Drawing Sheets**






FIG. 1




FIG. 2