

US00D673172S

(12) **United States Design Patent**  
**Peters et al.**

(10) **Patent No.:** **US D673,172 S**  
(45) **Date of Patent:** **\*\* Dec. 25, 2012**

(54) **DISPLAY SCREEN WITH ANIMATED GRAPHICAL USER INTERFACE**

(75) Inventors: **Jannes Peters**, Berlin (DE); **Chad Michael Roberts**, Snonomish, WA (US); **Jeffery G. Arnold**, Sammamish, WA (US)

(73) Assignee: **Microsoft Corporation**, Redmond, WA (US)

(\*\*) Term: **14 Years**

(21) Appl. No.: **29/406,924**

(22) Filed: **Nov. 21, 2011**

(51) **LOC (9) Cl.** ..... **14-04**

(52) **U.S. Cl.** ..... **D14/487**

(58) **Field of Classification Search** ..... D14/485-495;  
715/700-867

See application file for complete search history.

(56) **References Cited**

**U.S. PATENT DOCUMENTS**

D440,575 S *	4/2001	Wang et al.	D14/489
D446,790 S *	8/2001	Wang et al.	D14/486
6,331,866 B1 *	12/2001	Eisenberg	715/784
D469,444 S *	1/2003	Ording et al.	D14/487
D506,208 S *	6/2005	Jewitt et al.	D14/487
D521,019 S *	5/2006	Ording	D14/489
D523,869 S *	6/2006	Hally et al.	D14/486
D539,810 S *	4/2007	Cummins	D14/489
D541,293 S *	4/2007	Harvey et al.	D14/488
D590,413 S *	4/2009	Bhat et al.	D14/486
D594,019 S *	6/2009	Ball et al.	D14/486
7,580,731 B2 *	8/2009	Kim et al.	455/566
D599,373 S *	9/2009	Kobayashi et al.	D14/486
D601,156 S *	9/2009	Motohashi	D14/486
D601,157 S *	9/2009	Motohashi	D14/486
D603,418 S *	11/2009	Magnani et al.	D14/486
D604,311 S *	11/2009	Franz et al.	D14/486
D604,740 S *	11/2009	Matheny et al.	D14/486
D608,368 S *	1/2010	Bamford	D14/486
D610,159 S *	2/2010	Matheny et al.	D14/486
D610,161 S *	2/2010	Matas	D14/486
D611,056 S *	3/2010	Langlois et al.	D14/486
D617,804 S *	6/2010	Hirsch	D14/485

D621,845 S *	8/2010	Anzures et al.	D14/486
D621,849 S *	8/2010	Anzures et al.	D14/488
D624,927 S *	10/2010	Allen et al.	D14/486
D625,315 S *	10/2010	Jewitt et al.	D14/485
D628,206 S *	11/2010	Lemay	D14/486
D631,889 S *	2/2011	Vance et al.	D14/486
D631,891 S *	2/2011	Vance et al.	D14/487
D636,398 S *	4/2011	Matas	D14/486
D636,399 S *	4/2011	Vance et al.	D14/486
D637,605 S *	5/2011	Brinda	D14/488
D640,270 S *	6/2011	Barnett et al.	D14/487
D640,274 S *	6/2011	Arnold	D14/487
D642,191 S *	7/2011	Barnett et al.	D14/487
D647,534 S *	10/2011	Doll	D14/486
D647,914 S *	11/2011	Brouwers et al.	D14/486

(Continued)

*Primary Examiner* — Deanna L Fluegeman

(74) *Attorney, Agent, or Firm* — Banner & Witcoff, Ltd.

(57) **CLAIM**



The ornamental design for a display screen with animated graphical user interface, as shown and described.

**DESCRIPTION**

FIG. 1 is the first image in a sequence for a display screen with animated graphical user interface showing our new design; FIG. 2 is the second image thereof; FIG. 3 is the third image thereof; FIG. 4 is the fourth image thereof; FIG. 5 is the fifth image thereof; FIG. 6 is the sixth image thereof; FIG. 7 is the seventh image thereof; FIG. 8 is the eighth image thereof; FIG. 9 is the ninth image thereof; and, FIGS. 10-18 shows the display screen with animated user interface of FIGS. 1-9 on a device.

The appearance of the animated user interface sequentially transitions between the images shown in FIGS. 1-9 and in FIGS. 10-18. The process or period in which one image transitions to another forms no part of the claimed design. The broken line showing of the remainder of the display screen in FIGS. 1-18 and a device having the display screen in FIGS. 10-18 is for environmental purposes only and forms no part of the claimed design.

**1 Claim, 18 Drawing Sheets**



# US D673,172 S

Page 2

---

## U.S. PATENT DOCUMENTS

D648,345 S *	11/2011	Arnold et al. ....	D14/486	D655,303 S *	3/2012	Shallcross et al. ....	D14/486
D648,735 S *	11/2011	Arnold et al. ....	D14/486	D658,193 S *	4/2012	Greenwood et al. ....	D14/485
D654,926 S *	2/2012	Lipman et al. ....	D14/488	D664,987 S *	8/2012	Gleasant et al. ....	D14/488
D655,299 S *	3/2012	Shallcross et al. ....	D14/485	2008/0168395 A1 *	7/2008	Ording et al. ....	715/833
D655,302 S *	3/2012	Gleasant et al. ....	D14/486				

\* cited by examiner




FIG. 1



FIG. 2




FIG. 3




FIG. 4






FIG. 5



FIG. 6






FIG. 7




FIG. 8



FIG. 9




FIG. 10




FIG. 11




FIG. 12






FIG. 13




FIG. 14




FIG. 15




FIG. 16




FIG. 17




FIG. 18



UNITED STATES PATENT AND TRADEMARK OFFICE  
**CERTIFICATE OF CORRECTION**

PATENT NO. : D673,172 S  
APPLICATION NO. : 29/406924  
DATED : December 25, 2012  
INVENTOR(S) : Peters et al.

Page 1 of 20

It is certified that error appears in the above-identified patent and that said Letters Patent is hereby corrected as shown below:

On the Title Page

Delete title page and replace with new title page. (Attached)

In the Drawings

The sheets of drawings consisting of figures 1-18 should be deleted and replaced with the attached  
figures 1-18.

Signed and Sealed this  
Eighth Day of April, 2014



Michelle K. Lee  
*Deputy Director of the United States Patent and Trademark Office*

(12) **United States Design Patent**  
**Peters et al.**

(10) **Patent No.:** **US D673,172 S**  
(45) **Date of Patent:** **\*\* Dec. 25, 2012**

(54) **DISPLAY SCREEN WITH ANIMATED GRAPHICAL USER INTERFACE**

(75) Inventors: **Jannes Peters**, Berlin (DE); **Chad Michael Roberts**, Snohomish, WA (US); **Jeffery G. Arnold**, Sammamish, WA (US)

(73) Assignee: **Microsoft Corporation**, Redmond, WA (US)

(\*\*) Term: **14 Years**

(21) Appl. No.: **29/406,924**

(22) Filed: **Nov. 21, 2011**

(51) **LOC (9) Cl.** ..... **14-04**

(52) **U.S. Cl.** ..... **D14/487**

(58) **Field of Classification Search** ..... D14/485-495;  
715/700-867

See application file for complete search history.

(56) **References Cited**

**U.S. PATENT DOCUMENTS**

D440,575	S *	4/2001	Wang et al.	D14/489
D446,790	S *	8/2001	Wang et al.	D14/486
6,331,866	B1 *	12/2001	Eisenberg	715/784
D469,444	S *	1/2003	Ording et al.	D14/487
D506,208	S *	6/2005	Jewitt et al.	D14/487
D521,019	S *	5/2006	Ording	D14/489
D523,869	S *	6/2006	Hally et al.	D14/486
D539,810	S *	4/2007	Cummins	D14/489
D541,293	S *	4/2007	Harvey et al.	D14/488
D590,413	S *	4/2009	Bhat et al.	D14/486
D594,019	S *	6/2009	Ball et al.	D14/486
7,580,731	B2 *	8/2009	Kim et al.	455/566
D599,373	S *	9/2009	Kobayashi et al.	D14/486
D601,156	S *	9/2009	Motohashi	D14/486
D601,157	S *	9/2009	Motohashi	D14/486
D603,418	S *	11/2009	Magnani et al.	D14/486
D604,311	S *	11/2009	Franz et al.	D14/486
D604,740	S *	11/2009	Matheny et al.	D14/486
D608,368	S *	1/2010	Bamford	D14/486
D610,159	S *	2/2010	Matheny et al.	D14/486
D610,161	S *	2/2010	Matas	D14/486
D611,056	S *	3/2010	Langlois et al.	D14/486
D617,804	S *	6/2010	Hirsch	D14/485

D621,845	S *	8/2010	Anzures et al.	D14/486
D621,849	S *	8/2010	Anzures et al.	D14/488
D624,927	S *	10/2010	Allen et al.	D14/486
D625,315	S *	10/2010	Jewitt et al.	D14/485
D628,206	S *	11/2010	Lemay	D14/486
D631,889	S *	2/2011	Vance et al.	D14/486
D631,891	S *	2/2011	Vance et al.	D14/487
D636,398	S *	4/2011	Matas	D14/486
D636,399	S *	4/2011	Vance et al.	D14/486
D637,605	S *	5/2011	Brinda	D14/488
D640,270	S *	6/2011	Barnett et al.	D14/487
D640,274	S *	6/2011	Arnold	D14/487
D642,191	S *	7/2011	Barnett et al.	D14/487
D647,534	S *	10/2011	Doll	D14/486
D647,914	S *	11/2011	Brouwers et al.	D14/486

(Continued)

*Primary Examiner* -- Deanna L Fluegeman

(74) *Attorney, Agent, or Firm* -- Banner & Witcoff, Ltd.



(57) **CLAIM**

The ornamental design for a display screen with animated graphical user interface, as shown and described.

**DESCRIPTION**

FIG. 1 is the first image in a sequence for a display screen with animated graphical user interface showing our new design; FIG. 2 is the second image thereof; FIG. 3 is the third image thereof; FIG. 4 is the fourth image thereof; FIG. 5 is the fifth image thereof; FIG. 6 is the sixth image thereof; FIG. 7 is the seventh image thereof; FIG. 8 is the eighth image thereof; FIG. 9 is the ninth image thereof; and, FIGS. 10-18 shows the display screen with animated user interface of FIGS. 1-9 on a device. The appearance of the animated user interface sequentially transitions between the images shown in FIGS. 1-9 and in FIGS. 10-18. The process or period in which one image transitions to another forms no part of the claimed design. The broken line showing of the remainder of the display screen in FIGS. 1-18 and a device having the display screen in FIGS. 10-18 is for environmental purposes only and forms no part of the claimed design.

**1 Claim, 18 Drawing Sheets**






FIG. 1




FIG. 2




FIG. 3




FIG. 4






FIG. 5




FIG. 6




FIG. 7




FIG. 8




FIG. 9




FIG. 10






FIG. 11




FIG. 12




FIG. 13




FIG. 14




FIG. 15




FIG. 16




FIG. 17






FIG. 18