



US00D673171S

(12) **United States Design Patent**
Peters et al.

(10) **Patent No.:** **US D673,171 S**

(45) **Date of Patent:** **** Dec. 25, 2012**

(54) **DISPLAY SCREEN WITH GRAPHICAL USER INTERFACE**

(75) Inventors: **Jannes Peters**, Berlin (DE); **Chad Michael Roberts**, Snohomish, WA (US)

(73) Assignee: **Microsoft Corporation**, Redmond, WA (US)

(**) Term: **14 Years**

(21) Appl. No.: **29/406,921**

(22) Filed: **Nov. 21, 2011**

(51) **LOC (9) Cl.** **14-04**

(52) **U.S. Cl.** **D14/487**

(58) **Field of Classification Search** D14/485-495;
715/700-867

See application file for complete search history.

(56) **References Cited**

U.S. PATENT DOCUMENTS

D440,575	S *	4/2001	Wang et al.	D14/489
6,331,866	B1 *	12/2001	Eisenberg	715/784
D468,322	S *	1/2003	Walker et al.	D14/486
D469,444	S *	1/2003	Ording et al.	D14/487
D506,208	S *	6/2005	Jewitt et al.	D14/487
D523,869	S *	6/2006	Hally et al.	D14/486
D528,124	S *	9/2006	Hally et al.	D14/487
D539,810	S *	4/2007	Cummins	D14/489
D540,343	S *	4/2007	Cummins	D14/489
D541,293	S *	4/2007	Harvey et al.	D14/488
D576,172	S *	9/2008	Kim	D14/486
D594,019	S *	6/2009	Ball et al.	D14/486
D596,646	S *	7/2009	Wani	D14/488
7,580,731	B2 *	8/2009	Kim et al.	455/566
D604,311	S *	11/2009	Franz et al.	D14/486
D604,740	S *	11/2009	Matheny et al.	D14/486
D608,368	S *	1/2010	Bamford	D14/486

7,643,706	B2 *	1/2010	Wagner et al.	382/309
D610,159	S *	2/2010	Matheny et al.	D14/486
D611,499	S *	3/2010	Alvarez	D14/495
D611,958	S *	3/2010	Alvarez	D14/495
D617,804	S *	6/2010	Hirsch	D14/485
D621,845	S *	8/2010	Anzures et al.	D14/486
D621,849	S *	8/2010	Anzures et al.	D14/488
D624,927	S *	10/2010	Allen et al.	D14/486
D625,315	S *	10/2010	Jewitt et al.	D14/485
D628,206	S *	11/2010	Lemay	D14/486
D631,889	S *	2/2011	Vance et al.	D14/486
D631,891	S *	2/2011	Vance et al.	D14/487
D640,270	S *	6/2011	Barnett et al.	D14/487
D642,191	S *	7/2011	Barnett et al.	D14/487
D652,842	S *	1/2012	Obama et al.	D14/489
8,108,144	B2 *	1/2012	Forstall et al.	701/426
D654,926	S *	2/2012	Lipman et al.	D14/488
D667,451	S *	9/2012	Wujcik et al.	D14/492
2008/0168395	A1 *	7/2008	Ording et al.	715/833
2008/0172374	A1 *	7/2008	Wolosin et al.	707/5

* cited by examiner

Primary Examiner — Deanna L Fluegeman

(74) *Attorney, Agent, or Firm* — Banner & Witcoff, Ltd.

(57) **CLAIM**

The ornamental design for a display screen with graphical user interface, as shown and described.

DESCRIPTION

FIG. 1 is a front view of a display screen with graphical user interface showing our new design; and, FIG. 2 is a front view of display screen with graphical user interface of FIG. 1 shown on a device. The broken line showing of the remainder of the display screen in FIGS. 1-2, and the remainder of the device in FIG. 2 is for environmental purposes only and forms no part of the claimed design.

1 Claim, 2 Drawing Sheets






FIG. 1




FIG. 2

UNITED STATES PATENT AND TRADEMARK OFFICE
CERTIFICATE OF CORRECTION

PATENT NO. : D673,171 S
APPLICATION NO. : 29/406921
DATED : December 25, 2012
INVENTOR(S) : Peters et al.

Page 1 of 4

It is certified that error appears in the above-identified patent and that said Letters Patent is hereby corrected as shown below:

Delete title page and substitute therefore with the attached title page consisting of corrected illustrative figure.

In the Drawings

The sheets of drawings consisting of figures 1-2 should be deleted and replaced with the attached figures 1-2.

Signed and Sealed this
Thirtieth Day of September, 2014



Michelle K. Lee
Deputy Director of the United States Patent and Trademark Office

(12) **United States Design Patent**
Peters et al.

(10) **Patent No.:** **US D673,171 S**
(45) **Date of Patent:** **** Dec. 25, 2012**

(54) **DISPLAY SCREEN WITH GRAPHICAL USER INTERFACE**
(75) Inventors: **Jannes Peters**, Berlin (DE); **Chad Michael Roberts**, Snohomish, WA (US)
(73) Assignee: **Microsoft Corporation**, Redmond, WA (US)
(**) Term: **14 Years**
(21) Appl. No.: **29/406,921**
(22) Filed: **Nov. 21, 2011**
(51) **LOC (9) CL.** **14-04**
(52) **U.S. CL.** **D14/487**
(58) **Field of Classification Search** D14/485-495;
715/700-867
See application file for complete search history.

7,643,706	B2 *	1/2010	Wagner et al.	382/309
D610,159	S *	2/2010	Matheny et al.	D14/486
D611,499	S *	3/2010	Alvarez	D14/495
D611,958	S *	3/2010	Alvarez	D14/495
D617,804	S *	6/2010	Hirsch	D14/485
D621,845	S *	8/2010	Anzures et al.	D14/486
D621,849	S *	8/2010	Anzures et al.	D14/488
D624,927	S *	10/2010	Allen et al.	D14/486
D625,315	S *	10/2010	Jewitt et al.	D14/485
D628,206	S *	11/2010	Lemay	D14/486
D631,889	S *	2/2011	Vance et al.	D14/486
D631,891	S *	2/2011	Vance et al.	D14/487
D640,270	S *	6/2011	Barnett et al.	D14/487
D642,191	S *	7/2011	Barnett et al.	D14/487
D652,842	S *	1/2012	Obama et al.	D14/489
8,108,144	B2 *	1/2012	Forstall et al.	701/426
D654,926	S *	2/2012	Lipman et al.	D14/488
D667,451	S *	9/2012	Wujcik et al.	D14/492
2008/0168395	A1 *	7/2008	Ording et al.	715/833
2008/0172374	A1 *	7/2008	Wolosin et al.	707/5

* cited by examiner

Primary Examiner — Deanna L Flugeman

(74) *Attorney, Agent, or Firm* — Banner & Witcoff, Ltd.

(56) **References Cited**

U.S. PATENT DOCUMENTS

D440,575	S *	4/2001	Wang et al.	D14/489
6,331,866	B1 *	12/2001	Eisenberg	715/784
D468,322	S *	1/2003	Walker et al.	D14/486
D469,444	S *	1/2003	Ording et al.	D14/487
D506,208	S *	6/2005	Jewitt et al.	D14/487
D523,869	S *	6/2006	Hally et al.	D14/486
D528,124	S *	9/2006	Hally et al.	D14/487
D539,810	S *	4/2007	Cummins	D14/489
D540,343	S *	4/2007	Cummins	D14/489
D541,293	S *	4/2007	Harvey et al.	D14/488
D576,172	S *	9/2008	Kim	D14/486
D594,019	S *	6/2009	Ball et al.	D14/486
D596,646	S *	7/2009	Wani	D14/488
7,580,731	B2 *	8/2009	Kim et al.	455/566
D604,311	S *	11/2009	Franz et al.	D14/486
D604,740	S *	11/2009	Matheny et al.	D14/486
D608,368	S *	1/2010	Barnford	D14/486


(57) **CLAIM**

The ornamental design for a display screen with graphical user interface, as shown and described.

DESCRIPTION

FIG. 1 is a front view of a display screen with graphical user interface showing our new design; and, FIG. 2 is a front view of display screen with graphical user interface of FIG. 1 shown on a device. The broken line showing of the remainder of the display screen in FIGS. 1-2, and the remainder of the device in FIG. 2 is for environmental purposes only and forms no part of the claimed design.

1 Claim, 2 Drawing Sheets






FIG. 1




FIG. 2