



US00D673162S

(12) **United States Design Patent**
Young

(10) **Patent No.:** **US D673,162 S**
(45) **Date of Patent:** **** Dec. 25, 2012**

(54) **HAND HOLDER FOR A TABLET**
(75) Inventor: **Dean David Young**, Denver, CO (US)
(73) Assignee: **IK Holders, LLC**, Denver, CO (US)
(**) Term: **14 Years**
(21) Appl. No.: **29/404,009**
(22) Filed: **Oct. 13, 2011**
(51) **LOC (9) Cl.** **08-07**
(52) **U.S. Cl.** **D14/447**
(58) **Field of Classification Search** D14/447,
D14/432, 433, 434, 439, 440, 451, 452, 457,
D14/239, 251, 253, 217, 374, 375, 376, 377,
D14/902; D12/415, 416; D3/218, 274, 318,
D3/321, 328; D6/406.3, 406.4; 190/117;
361/679.03, 679.09, 679.05, 679.26, 679.3,
361/679.55, 679.56; 248/176.1, 917, 918,
248/919, 920, 921, 922, 923, 924, 682, 689,
248/690, 691, 692, 441.1, 444, 447, 451,
248/460, 463, 118, 118.5, 149, 150, 166,
248/434

See application file for complete search history.

(56) **References Cited**

U.S. PATENT DOCUMENTS

3,543,977	A	12/1970	Lockridge	
4,133,080	A	1/1979	Kuk	
4,162,800	A	7/1979	Gonot, Jr. et al.	
4,903,932	A	2/1990	Stewart, Jr.	
4,988,229	A	1/1991	Ramsey, III	
5,054,816	A	10/1991	Rosengarten	
5,586,707	A	12/1996	Haskell	
5,636,868	A	6/1997	Ross, Jr.	
6,360,928	B1 *	3/2002	Russo	224/218
6,672,621	B1	1/2004	Moss	

D504,224	S *	4/2005	Sexson	D3/218
D506,058	S *	6/2005	Sexson	D3/218
D536,867	S *	2/2007	Sexson	D3/218
7,237,756	B2	7/2007	Isenberg	
D598,919	S *	8/2009	Takemasa et al.	D14/432
D633,504	S *	3/2011	Alexander, Jr.	D14/447
D642,579	S *	8/2011	Deutsch et al.	D14/440
D646,052	S *	10/2011	Phelps et al.	D3/218
D660,597	S *	5/2012	Leblanc	D3/318
D664,602	S *	7/2012	Chiu et al.	D21/333
2003/0071184	A1 *	4/2003	Parkinson	248/346.01
2009/0219677	A1 *	9/2009	Mori et al.	361/679.03
2012/0091312	A1 *	4/2012	Baker	248/682

* cited by examiner

Primary Examiner — Angela J Lee

(74) *Attorney, Agent, or Firm* — Margaret Polson; Oppedahl Patent Law Firm LLC

(57) **CLAIM**

The ornamental design for a hand holder for a tablet, as shown and described.

DESCRIPTION

FIG. 1 is a top side plan view of our new ornamental design for a hand holder for a tablet.

FIG. 2 is a bottom side plan view of FIG. 1.

FIG. 3 is an elevation view of the front and back sides, which are mirror images, of FIG. 1.

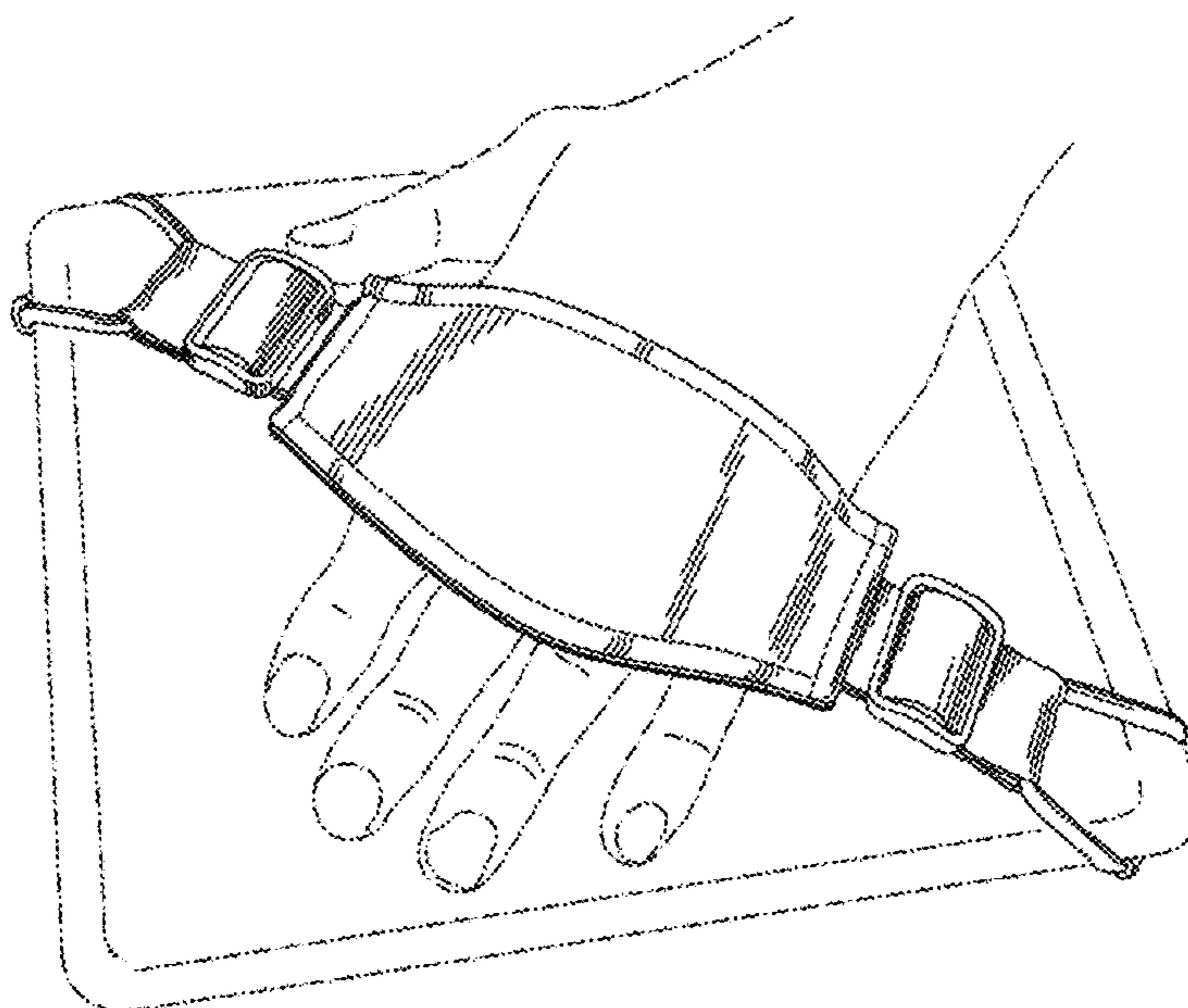
FIG. 4 is a left side elevation view of FIG. 1.

FIG. 5 is a right side elevation view of FIG. 1; and,

FIG. 6 is a top perspective of the hand holder for a tablet in use.

The dashed lines illustrate stitching and are part of the claimed design. The dot and dashed lines of the tablet and a user's hand is for the purpose of illustrating environmental matter and forms no part of the claimed design.

1 Claim, 3 Drawing Sheets






FIG. 3

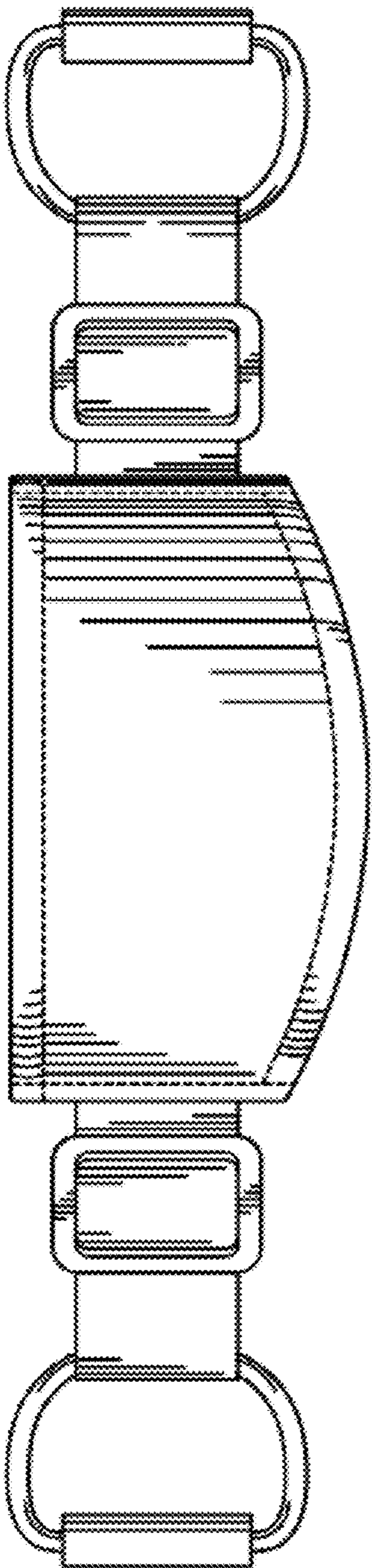


FIG. 1

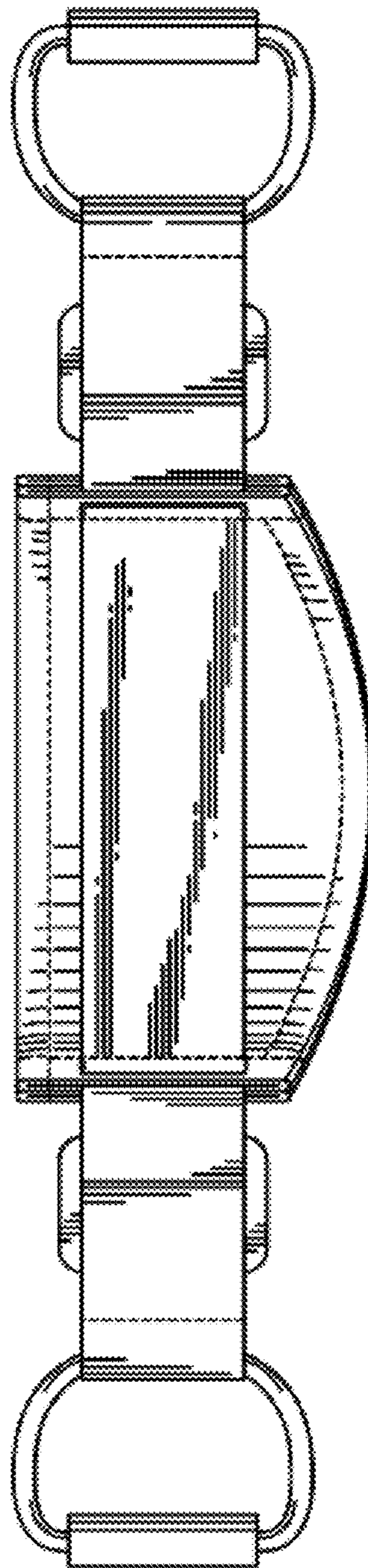


FIG. 2

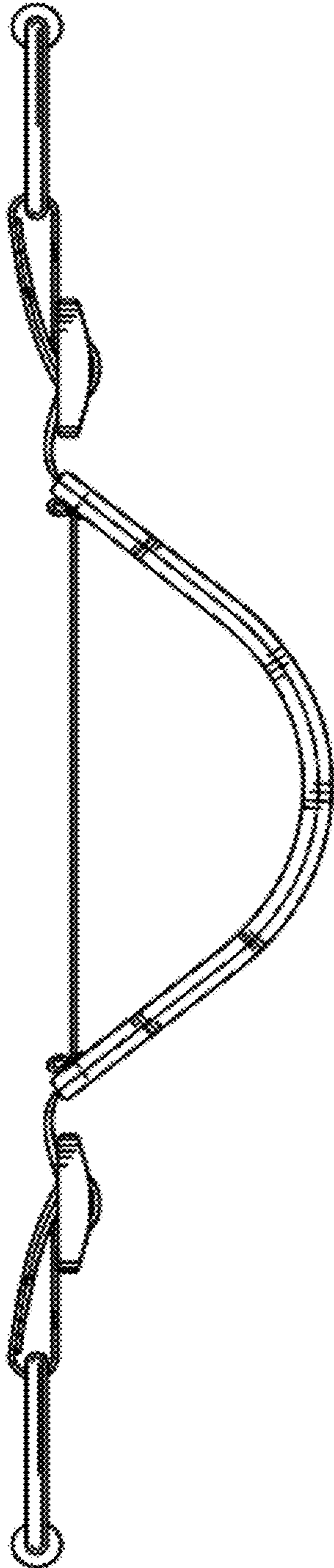


FIG. 4



FIG. 5

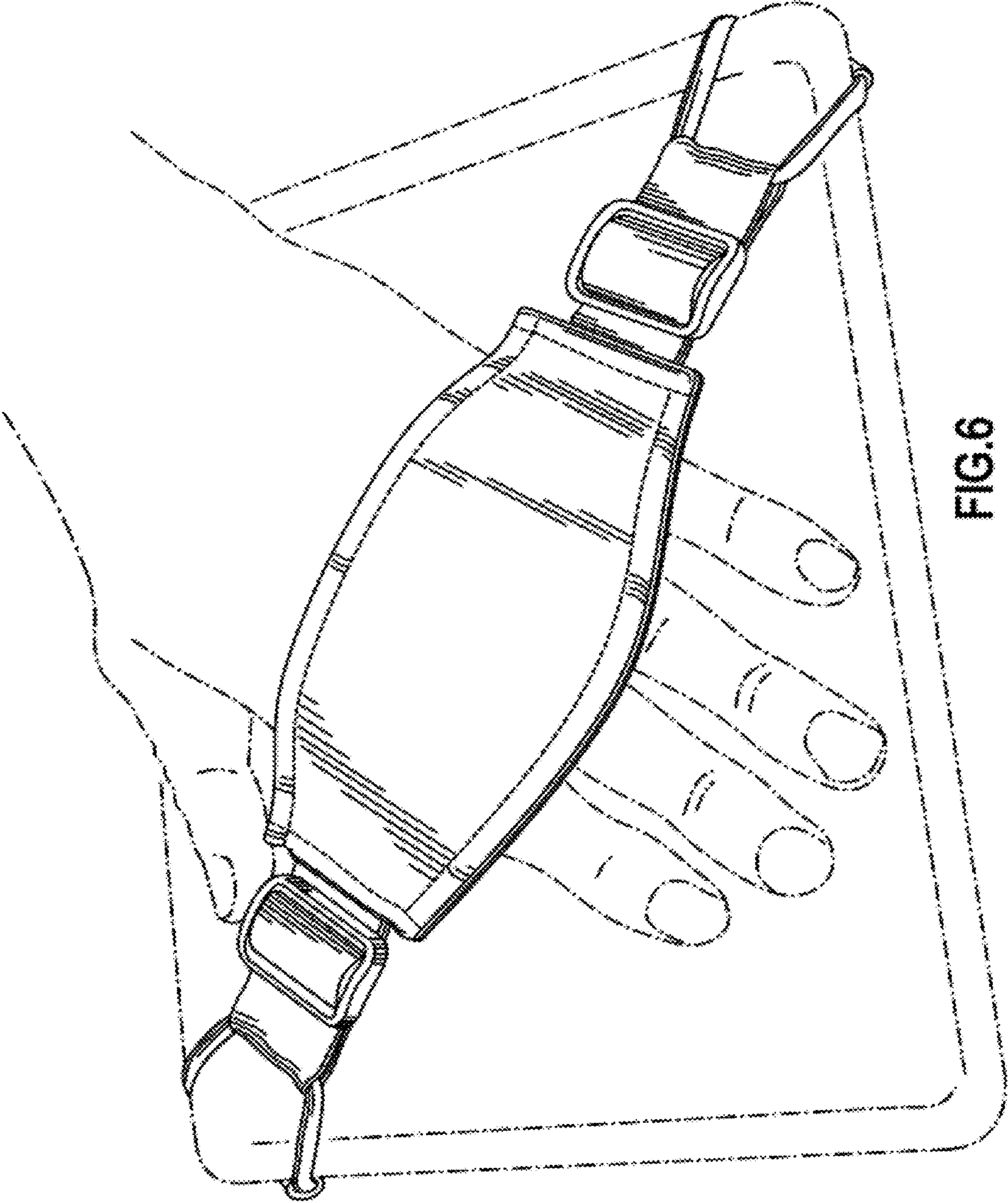


FIG.6