



US00D673159S

(12) **United States Design Patent**
McCarthy et al.

(10) **Patent No.:** **US D673,159 S**
(45) **Date of Patent:** **** Dec. 25, 2012**

(54) **PROTECTIVE ENCASING FOR A MOBILE COMPUTING DEVICE**

(76) Inventors: **Kevin Iliff McCarthy**, Sammamish, WA (US); **Justin H Knight**, Fenton, MI (US)

(**) Term: **14 Years**

(21) Appl. No.: **29/417,003**

(22) Filed: **Mar. 29, 2012**

(51) **LOC (9) Cl.** **14-02**

(52) **U.S. Cl.** **D14/440**

(58) **Field of Classification Search** D14/250, D14/251, 253, 240, 217, 496, 440, 203.3, D14/203.4, 203.5, 203.8, 432, 439, 300; D3/218, 215, 201; 220/4.02; 248/309.1; 361/679.56; 379/426, 433.11, 455; 455/575.1, 455/575.8; 190/100; 206/305, 320; D13/130
See application file for complete search history.

(56) **References Cited**

U.S. PATENT DOCUMENTS

7,542,052	B2 *	6/2009	Solomon et al.	345/659
D615,078	S *	5/2010	Bradley	D14/250
D615,536	S *	5/2010	Richardson et al.	D14/250
D625,303	S *	10/2010	Kim	D14/250
D641,756	S *	7/2011	Hsieh et al.	D14/440
D642,169	S *	7/2011	Andre et al.	D14/250
7,989,085	B2 *	8/2011	Li et al.	428/614
D654,490	S *	2/2012	Weller et al.	D14/250
D654,894	S *	2/2012	Kim	D14/138 G
D654,900	S *	2/2012	Jung	D14/138 G
D656,495	S *	3/2012	Andre et al.	D14/250
2010/0104814	A1 *	4/2010	Richardson et al.	428/156

* cited by examiner

Primary Examiner — Cynthia Underwood

(74) *Attorney, Agent, or Firm* — Mitchell Law PLLC; Matthew W. Mitchell

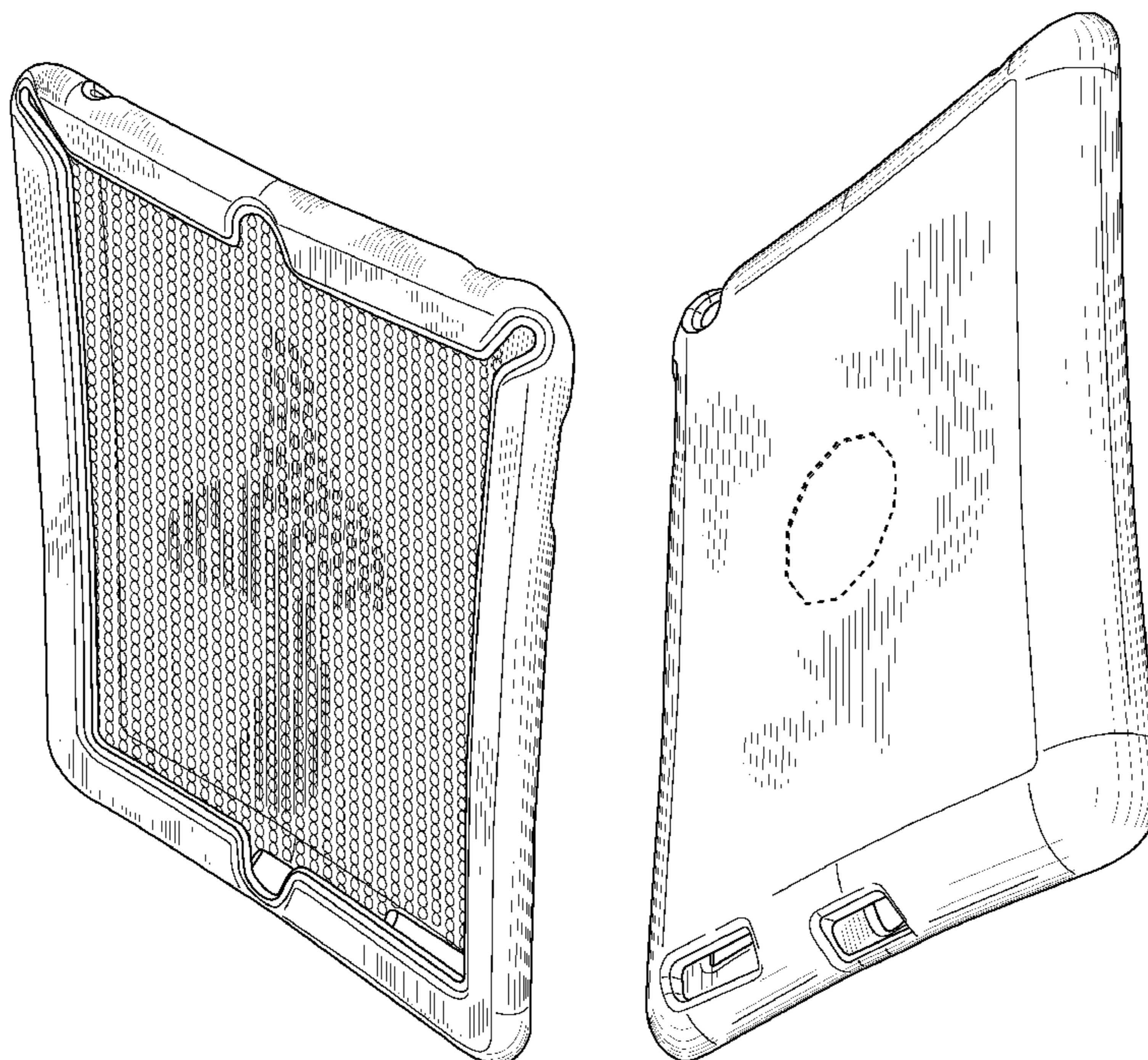
(57) **CLAIM**

The ornamental design for a protective encasing for a mobile computing device, as shown.

DESCRIPTION

FIG. 1 is a front perspective view of the protective encasing for a mobile computing device of the present invention, with the central darker area representing shade lines; FIG. 2 is a back perspective view of the protective encasing of FIG. 1; FIG. 3 is a back perspective view of the protective encasing of FIG. 1 as seen from a bottom side of FIG. 2; FIG. 4 is a top plan view in elevation of the protective encasing of FIG. 1, with the central darker area representing shade lines; FIG. 5 is a bottom plan view of the protective encasing of FIG. 1; FIG. 6 is a side view of the protective encasing of FIG. 1, as seen from the left side of FIG. 4; and FIG. 7 is a side view of the protective encasing of FIG. 1, as seen from the right side of FIG. 4. FIG. 8 is a side view of the protective encasing of FIG. 1, as seen from the top side of FIG. 4; and, FIG. 9 is a side view of the protective encasing of FIG. 1, as seen from the bottom side of FIG. 4. The broken line showing a logo design area is for illustrative purposes only and forms no part of the claimed design.

1 Claim, 5 Drawing Sheets



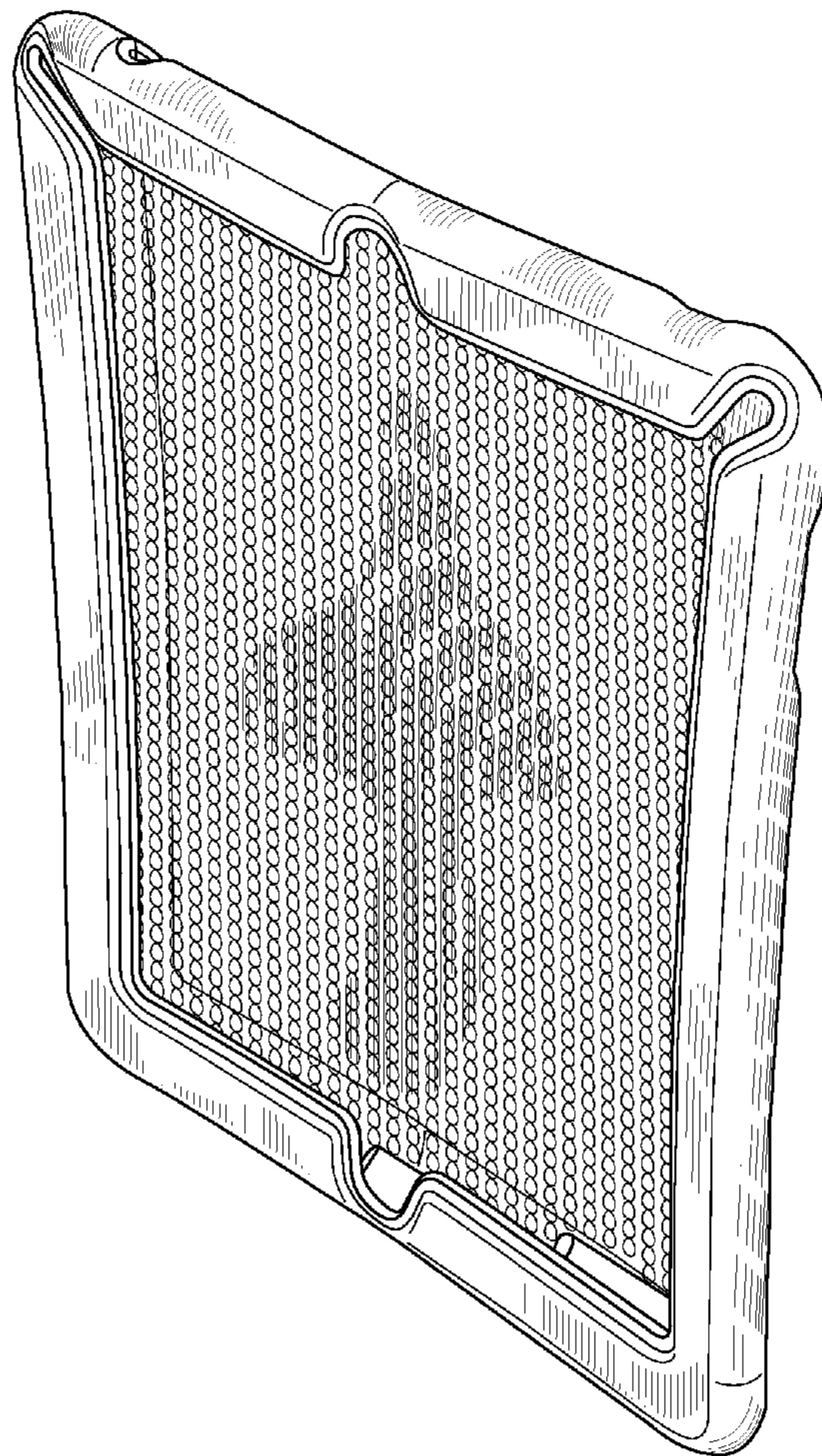


FIG. 1




FIG. 2

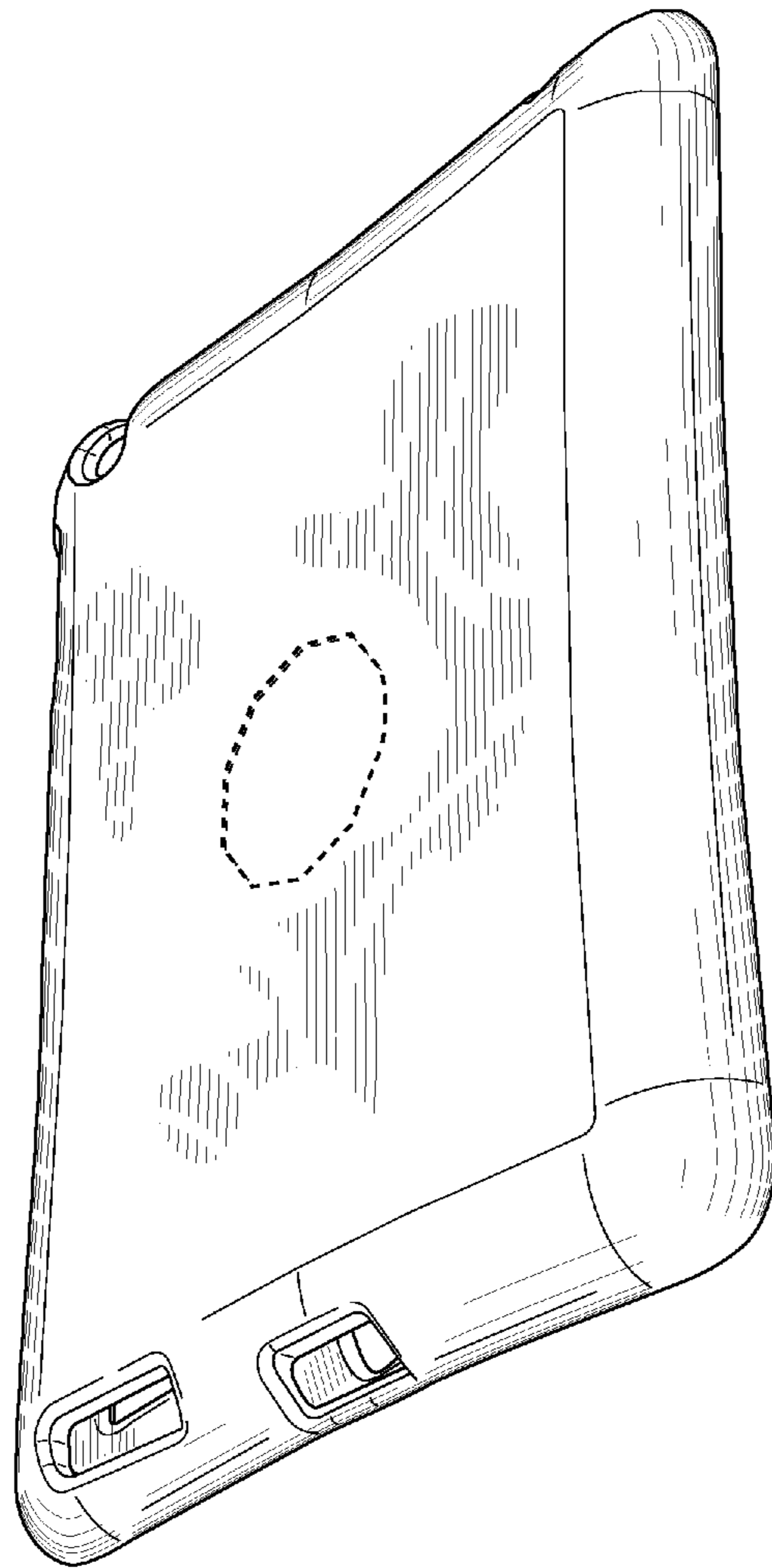


FIG. 3

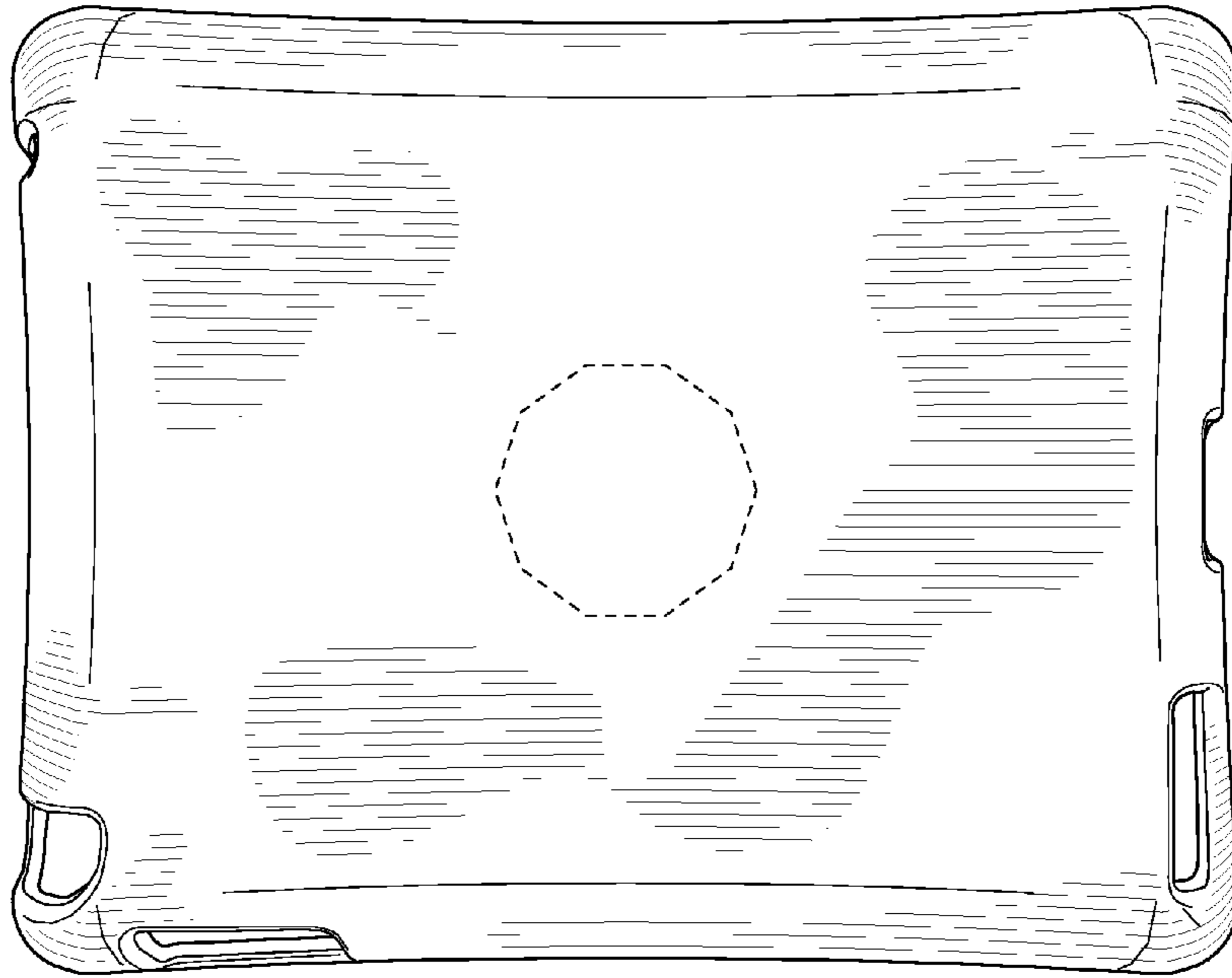


FIG. 5

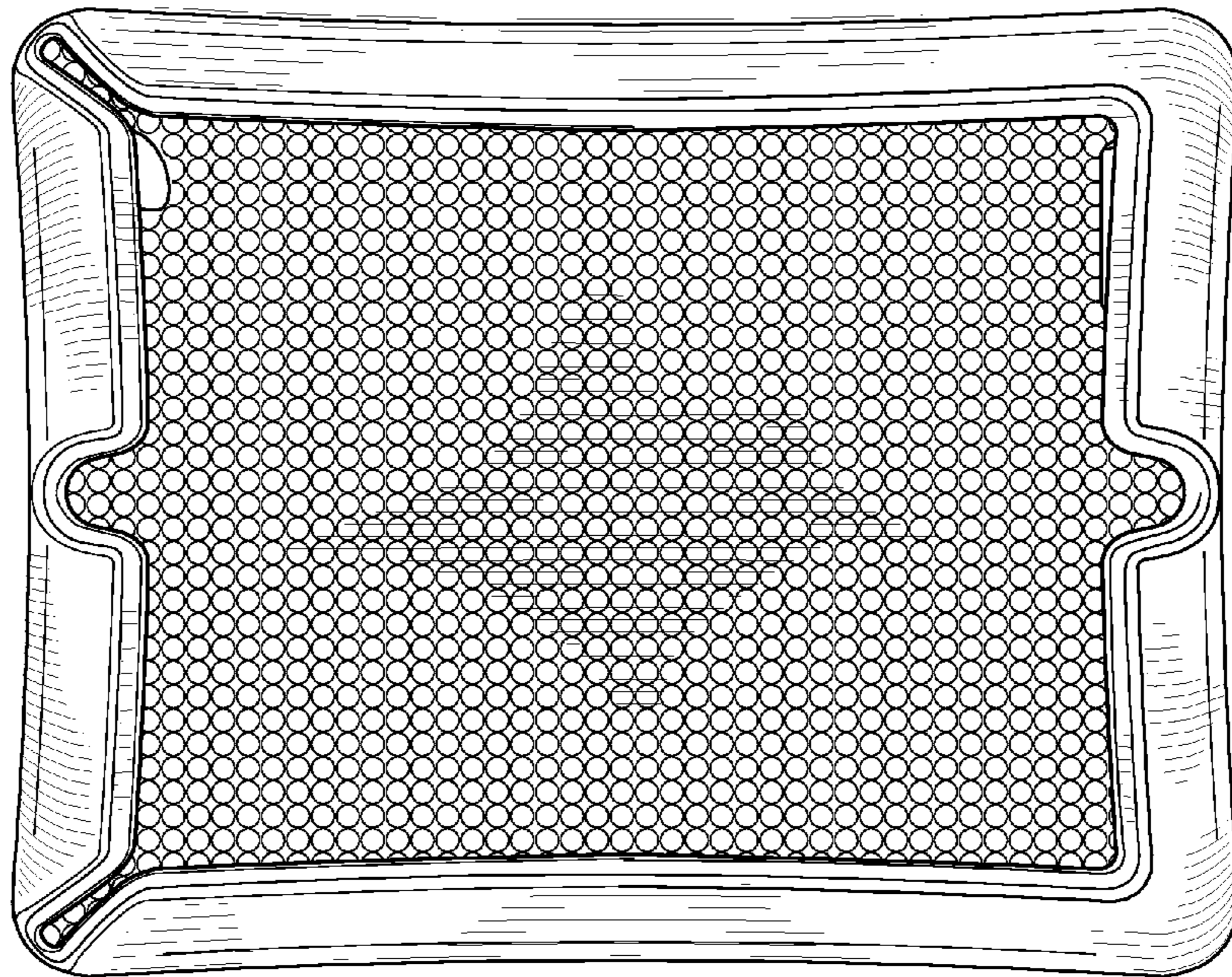


FIG. 4

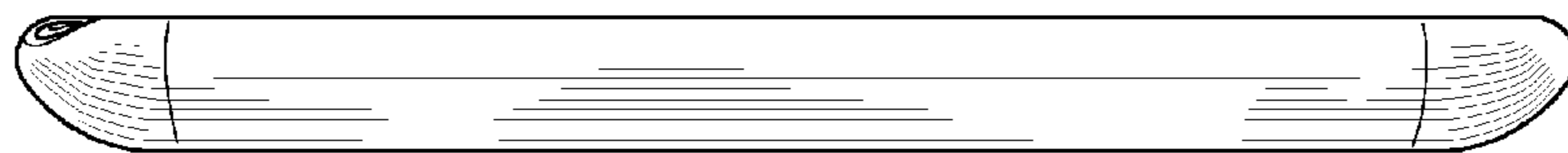


FIG. 6

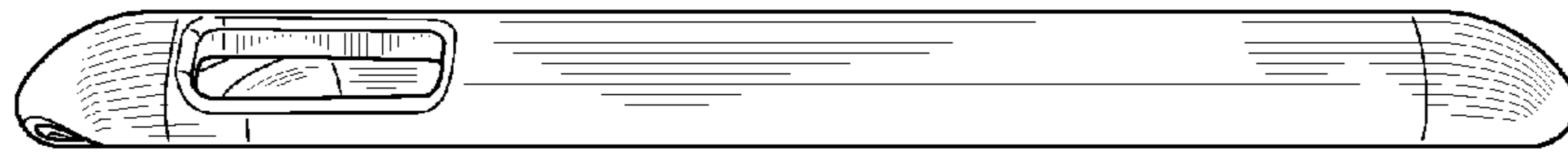


FIG. 7

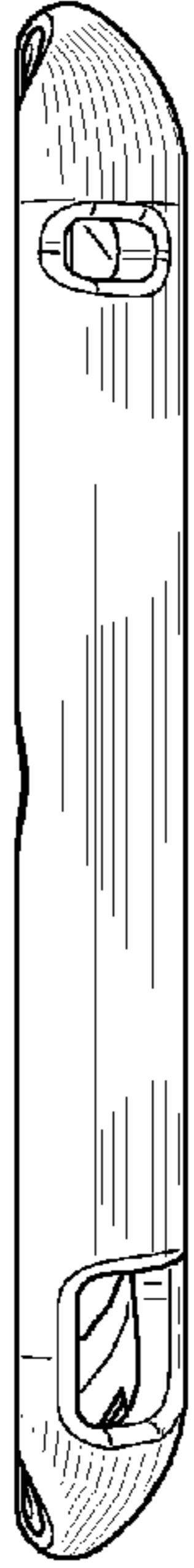


FIG. 8

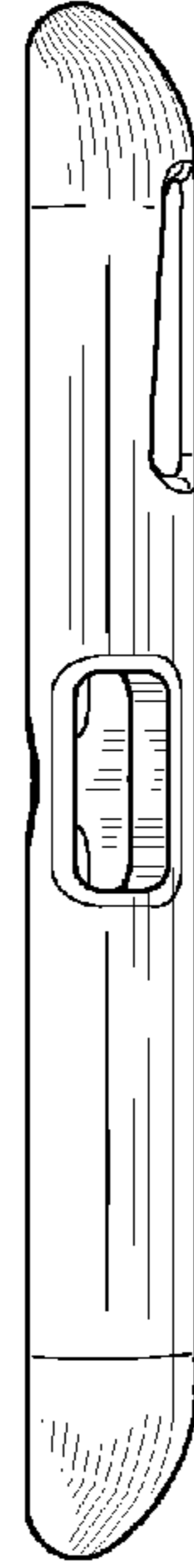


FIG. 9