



US00D673154S

(12) **United States Design Patent**
Fang

(10) **Patent No.:** **US D673,154 S**

(45) **Date of Patent:** **** Dec. 25, 2012**

(54) **STYLUS WITH WIPE**

(76) **Inventor:** **Te-Hsiang Fang**, New Taipei (TW)

(**) **Term:** **14 Years**

(21) **Appl. No.:** **29/430,623**

(22) **Filed:** **Aug. 28, 2012**

(51) **LOC (9) Cl.** **14-02**

(52) **U.S. Cl.** **D14/411**

(58) **Field of Classification Search** D8/61;
D14/411; D19/35, 36, 41-51, 54-58; 401/55,
401/99, 100, 104-107, 196, 197, 202, 208,
401/209, 213, 192, 195, 243; 708/107; 345/179,
345/173; 178/19.01; 700/94
See application file for complete search history.

(56) **References Cited**

U.S. PATENT DOCUMENTS

D549,229	S	*	8/2007	Chiang	D14/411
7,377,709	B2	*	5/2008	Butler	401/195
D584,355	S	*	1/2009	Hidaka et al.	D19/51
D595,718	S	*	7/2009	Richter et al.	D14/411
D614,623	S	*	4/2010	Crisp et al.	D14/411
D617,327	S	*	6/2010	Crisp	D14/411
D617,328	S	*	6/2010	Nakata	D14/411
D619,581	S	*	7/2010	Tani et al.	D14/411
D638,429	S	*	5/2011	Tatara et al.	D14/411

D641,755	S	*	7/2011	Rashid et al.	D14/411
D655,707	S	*	3/2012	Miyauchi et al.	D14/411
D662,097	S	*	6/2012	Lin	D14/411
2009/0314552	A1	*	12/2009	Underwood et al.	178/19.04
2012/0104089	A1	*	5/2012	Silverbrook	235/375

* cited by examiner

Primary Examiner — Austin Murphy

(74) *Attorney, Agent, or Firm* — Rabin & Berdo, P.C.



(57) **CLAIM**

The ornamental design for stylus with wipe, as shown and described.

DESCRIPTION

FIG. 1 is a front view of a stylus with wipe showing my new design;
FIG. 2 is a rear view thereof;
FIG. 3 is a left side view thereof
FIG. 4 is a right side view thereof
FIG. 5 is a top view thereof;
FIG. 6 is a bottom view thereof;
FIG. 7 is a rear side perspective view thereof;
FIG. 8 is a front side perspective view thereof,
FIG. 9 is a side perspective view with the body opened thereof; and,
FIG. 10 is a side perspective view with the body opened.

1 Claim, 7 Drawing Sheets






Fig. 1




Fig. 2




Fig. 3




Fig. 4




Fig. 5




Fig. 6




Fig. 7




Fig. 8



Fig. 9



Fig. 10