



US00D673133S

(12) **United States Design Patent**
Thrash et al.

(10) **Patent No.:** **US D673,133 S**
(45) **Date of Patent:** **** Dec. 25, 2012**

(54) **HOME PHONE DELETE KEY FEATURE**

(76) Inventors: **Tonyua Thrash**, Lockhart, AL (US);
James Thrash, Lockhart, AL (US)

(**) Term: **14 Years**

(21) Appl. No.: **29/389,632**

(22) Filed: **Apr. 14, 2011**

(51) **LOC (9) Cl.** **14-03**

(52) **U.S. Cl.** **D14/148**

(58) **Field of Classification Search** D14/147,
D14/148, 149, 138 R, 138 AA, 138 AD, 138 G,
D14/191, 203.1-203.8, 496, 137, 218, 341-347,
D14/247-248; 455/566, 575.1, 575.3, 575.4;
345/168, 169, 167

See application file for complete search history.

(56) **References Cited**

U.S. PATENT DOCUMENTS

| | | | | |
|-----------|-----|---------|-----------------|------------|
| 3,920,926 | A | 11/1975 | Lenaerts et al. | |
| 5,963,876 | A | 10/1999 | Manssen et al. | |
| D495,308 | S | 8/2004 | Eigelberger | |
| D543,189 | S * | 5/2007 | Jung et al. | D14/138 AA |
| D555,626 | S * | 11/2007 | Son et al. | D14/138 AA |
| D583,352 | S * | 12/2008 | Son et al. | D14/138 AA |
| D609,673 | S * | 2/2010 | Du | D14/138 AA |
| D615,957 | S * | 5/2010 | Ju et al. | D14/147 |

| | | | | |
|--------------|-----|---------|--------------|------------|
| D634,289 | S * | 3/2011 | Wang | D14/138 AA |
| D639,769 | S * | 6/2011 | Wang | D14/138 AA |
| D652,013 | S * | 1/2012 | Kim | D14/138 AA |
| 2002/0163504 | A1 | 11/2002 | Pallakoff | |
| 2003/0181224 | A1 | 9/2003 | Peng et al. | |
| 2008/0063172 | A1 | 3/2008 | Ahuja et al. | |
| 2008/0133222 | A1 | 6/2008 | Kogan et al. | |

* cited by examiner

Primary Examiner — Sheryl Lane

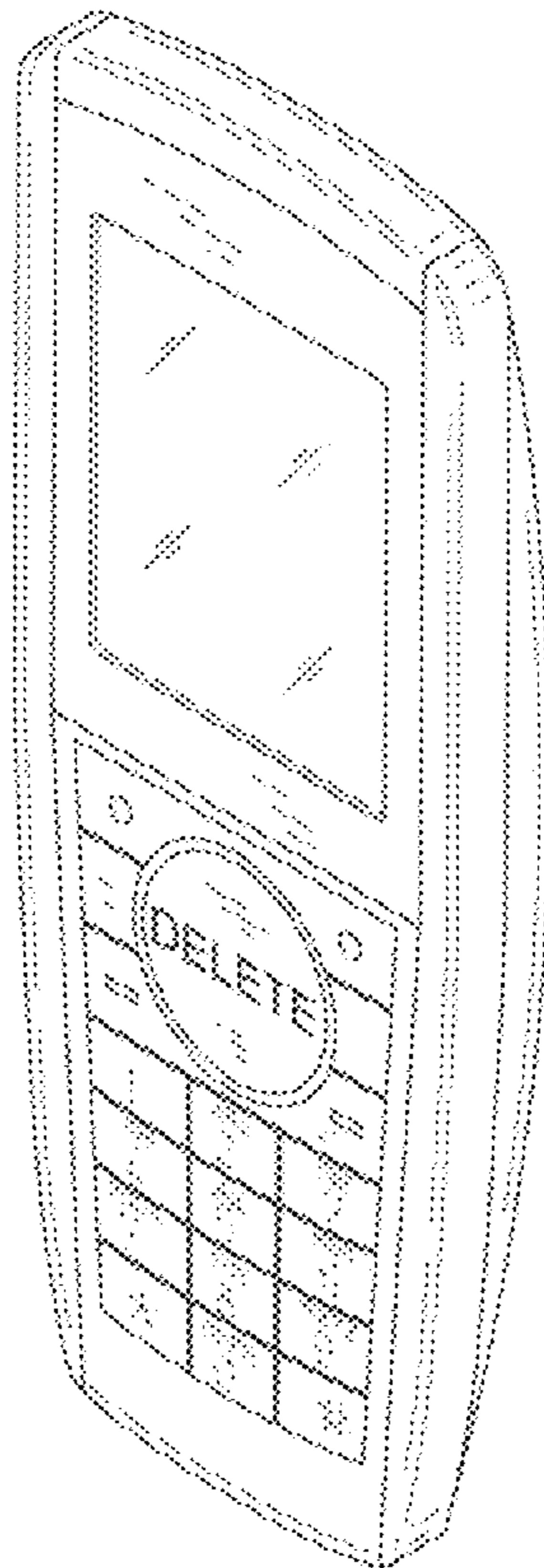
(57) **CLAIM**

The ornamental design for a home phone delete key feature, as shown and described.

DESCRIPTION

FIG. 1 is a perspective view of a home phone delete key feature showing my new design;
FIG. 2 is a front view thereof;
FIG. 3 is a back view thereof;
FIG. 4 is a side view (opposite side view is mirror image) thereof;
FIG. 5 is a top view thereof; and,
FIG. 6 is a bottom view thereof.
In FIGS. 1 and 2, the broken lines showing of environmental structure for purposes of illustrating the home phone delete key feature in a condition of use. The broken lines and the structure they depict form no part of the claimed design.

1 Claim, 3 Drawing Sheets






FIG. 1




FIG. 2




FIG. 3




FIG. 4




FIG. 5




FIG. 6