



US00D673113S

(12) **United States Design Patent**  
**Fowler**

(10) **Patent No.:** **US D673,113 S**  
(45) **Date of Patent:** **\*\* Dec. 25, 2012**

(54) **PORTABLE ENERGY STORAGE AND POWER SUPPLY DEVICE**

2009/0102414 A1 4/2009 Fowler  
2009/0120429 A1 5/2009 Fowler  
2010/0174642 A1 7/2010 Hornor

(75) Inventor: **David Fowler**, Dorchester (GB)

**FOREIGN PATENT DOCUMENTS**

(73) Assignee: **Better Energy Systems Inc.**, Oakland, CA (US)

WO WO 2009 021193 2/2009  
WO WO 2009 021195 2/2009  
WO WO 2009 065088 5/2009  
WO WO 2010 080840 7/2010

(\*\*) Term: **14 Years**

**OTHER PUBLICATIONS**

(21) Appl. No.: **29/418,711**

U.S. Appl. No. 13/451,303, filed Apr. 19, 2012, Fowler.

(22) Filed: **Apr. 19, 2012**

\* cited by examiner

(51) **LOC (9) Cl.** ..... **13-02**

*Primary Examiner* — Derrick Holland

(52) **U.S. Cl.** ..... **D13/110; D13/102**

(74) *Attorney, Agent, or Firm* — Foley & Lardner LLP

(58) **Field of Classification Search** ..... D13/110,  
D13/101, 102, 103, 107, 108, 118, 119, 123,  
D13/184, 199; 136/205, 206, 243, 251, 252;  
307/62, 82, 109, 150, 151; 320/104, 107,  
320/111, 112, 113, 115, 132, 134, 150; 361/600,  
361/601, 623; 429/96, 97, 98, 99, 100, 163,  
429/170, 176

(57) **CLAIM**

I claim the ornamental design for a portable energy storage and power supply device, as shown and described.

See application file for complete search history.

**DESCRIPTION**

(56) **References Cited**

**U.S. PATENT DOCUMENTS**

D586,291 S \* 2/2009 Wei ..... D13/102  
D586,736 S 2/2009 Fowler  
D595,644 S 7/2009 Fowler  
D600,637 S 9/2009 Fowler  
D619,960 S \* 7/2010 Winkler ..... D13/110  
D630,162 S \* 1/2011 Bullen ..... D13/102  
D633,442 S \* 3/2011 Charleux ..... D13/110  
D636,333 S \* 4/2011 Kulikowski ..... D13/110  
8,111,034 B2 2/2012 Fowler

FIG. 1 is a front perspective view of a portable energy storage and power supply device showing my new design;  
FIG. 2 is a top plan view thereof;  
FIG. 3 is a bottom plan view thereof;  
FIG. 4 is a front view thereof;  
FIG. 5 is a back view thereof;  
FIG. 6 is a right side view thereof; and,  
FIG. 7 is a left side view thereof.

The ornamental design which is claimed is shown in solid lines in the figures. The broken lines shown represent unclaimed subject matter and form no part of the claim.

**1 Claim, 5 Drawing Sheets**

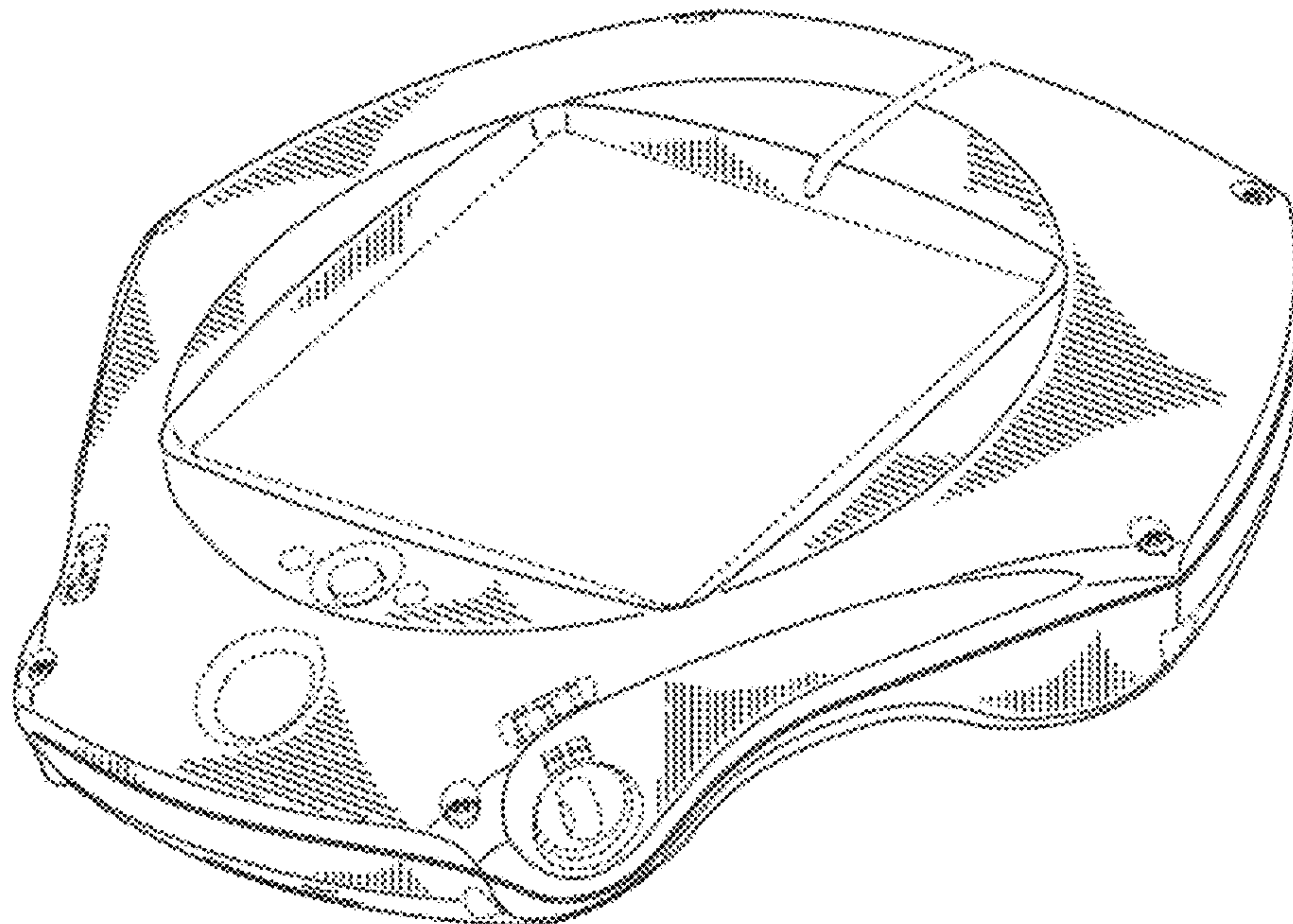


FIGURE 1

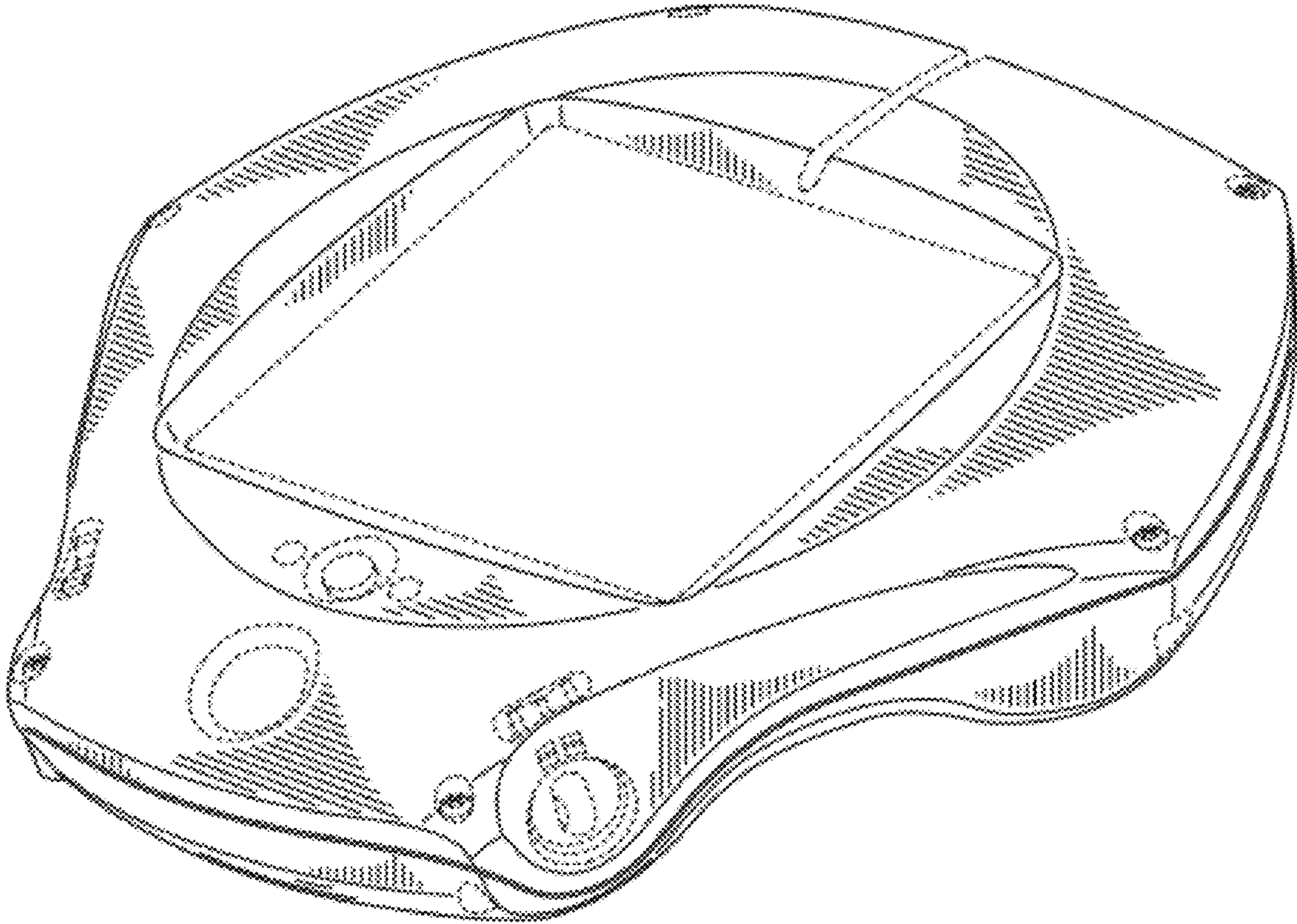




FIGURE 2

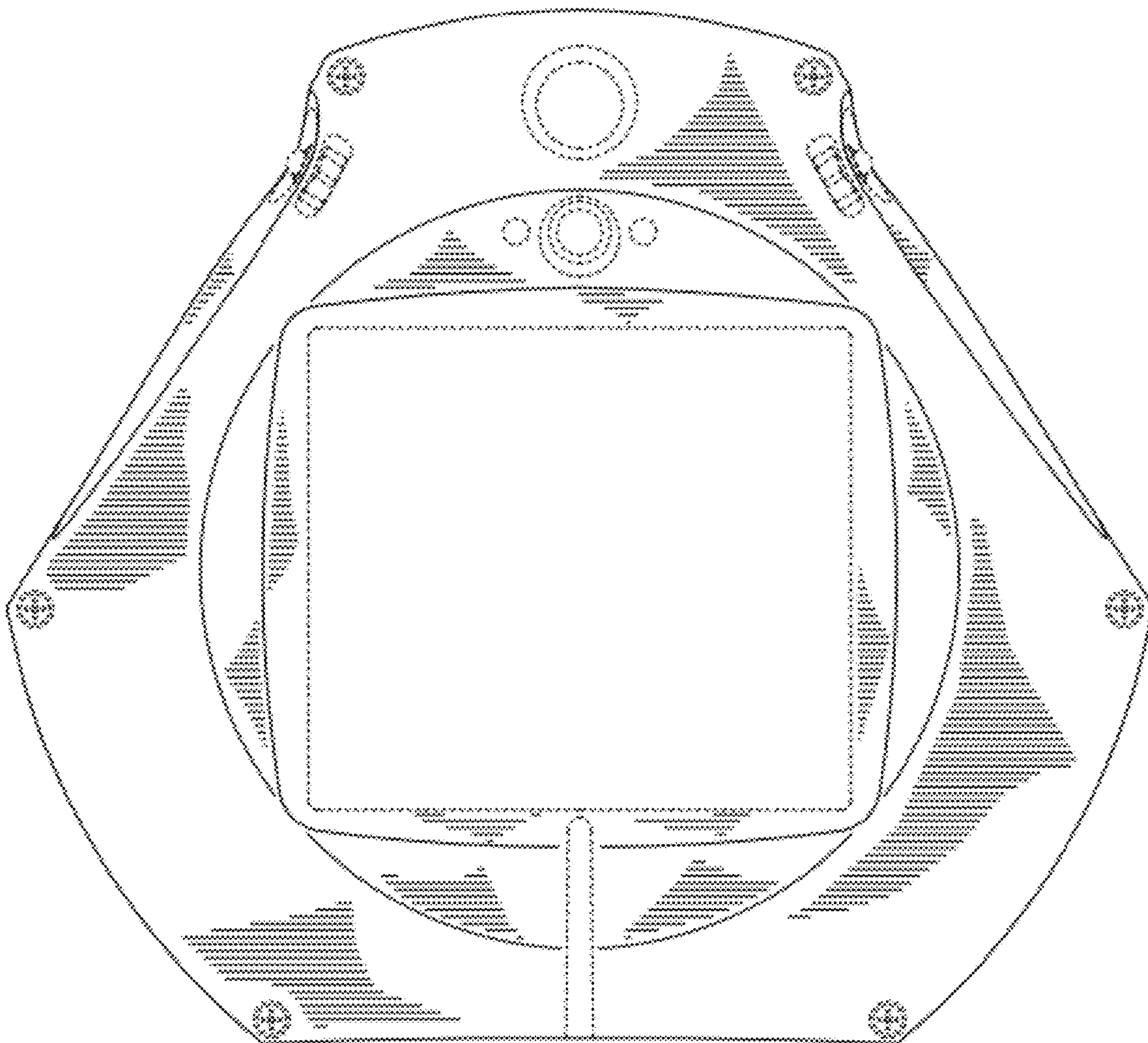


FIGURE 3

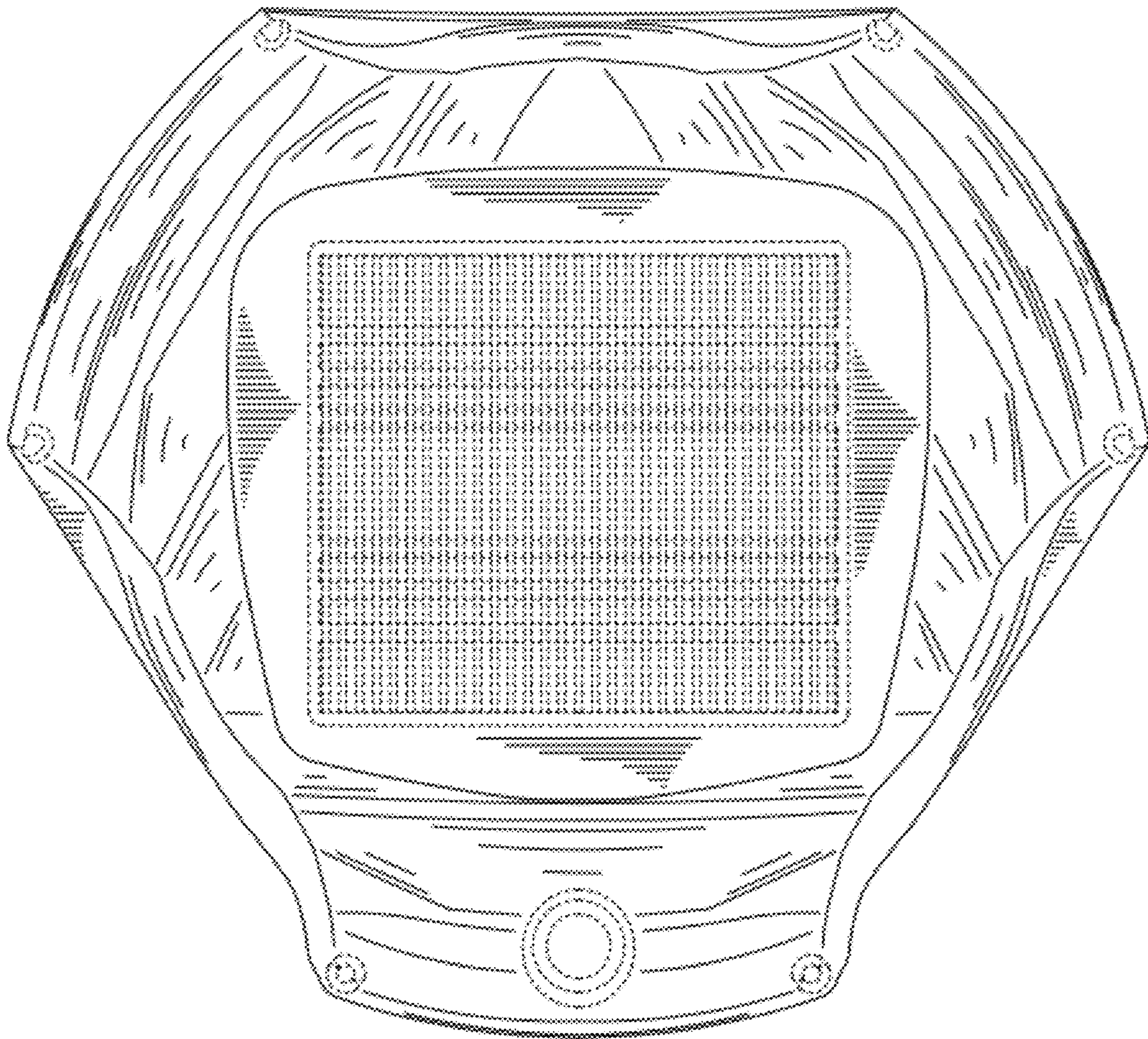




FIGURE 4




FIGURE 5

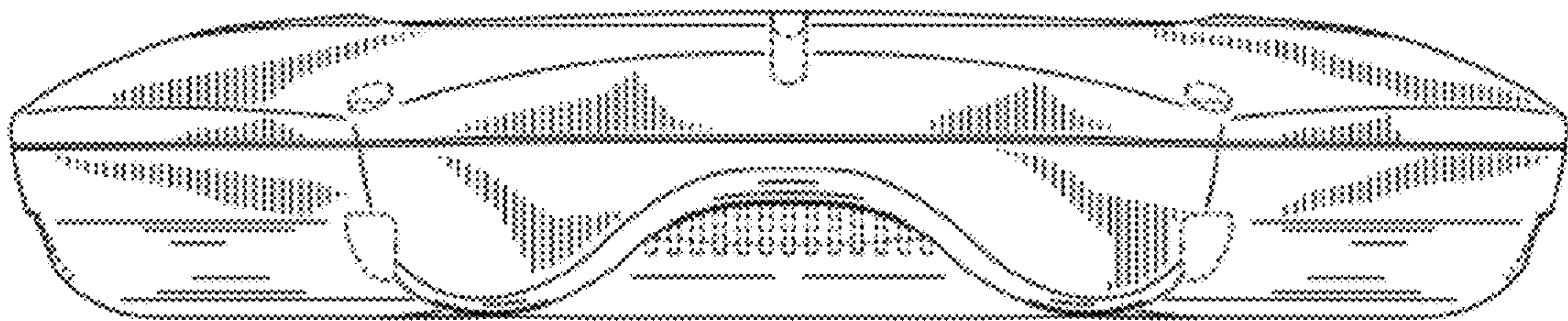


FIGURE 6

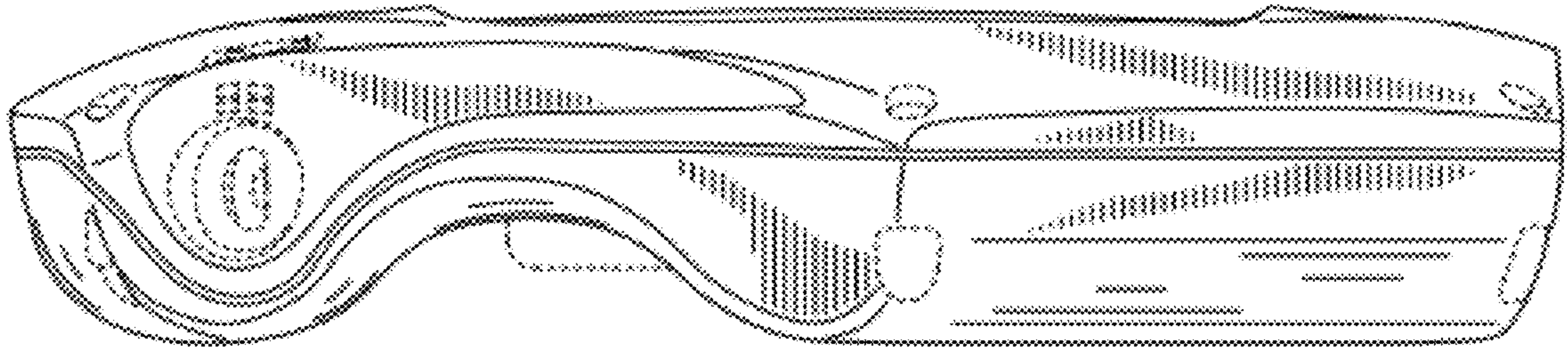


FIGURE 7

