



US00D673068S

(12) **United States Design Patent**
Beghelli

(10) **Patent No.:** **US D673,068 S**

(45) **Date of Patent:** **** Dec. 25, 2012**

(54) **EMERGENCY LAMP**

(75) **Inventor:** **Gian Pietro Beghelli**, Monteveglio (IT)

(73) **Assignee:** **Beghelli S.p.A.**, Monteveglio (Bo) (IT)

(**) **Term:** **14 Years**

(21) **Appl. No.:** **29/411,889**

(22) **Filed:** **Jan. 27, 2012**

(30) **Foreign Application Priority Data**

Jul. 28, 2011 (EM) 1897430-0001

(51) **LOC (9) Cl.** **10-05**

(52) **U.S. Cl.** **D10/114.4**

(58) **Field of Classification Search** ... D10/114.2-114.4,
D10/111; D26/28-31, 72, 119, 120, 35;
362/544, 459, 466, 183, 431, 428, 294, 584

See application file for complete search history.

(56) **References Cited**

U.S. PATENT DOCUMENTS

D312,978 S * 12/1990 Foster D10/114.4
D345,316 S * 3/1994 Green et al. D10/114.4
D499,976 S * 12/2004 Neufeglise et al. D10/114.4

* cited by examiner

Primary Examiner — George D Kirschbaum

(74) *Attorney, Agent, or Firm* — Hedman & Costigan, P.C.;
Kathleen A. Costigan

(57) **CLAIM**

The ornamental design for an emergency lamp, as shown and described.

DESCRIPTION

FIG. 1 is a bottom perspective view of an emergency lamp according to the invention;

FIG. 2 is a top view thereof;

FIG. 3 is a front view thereof;

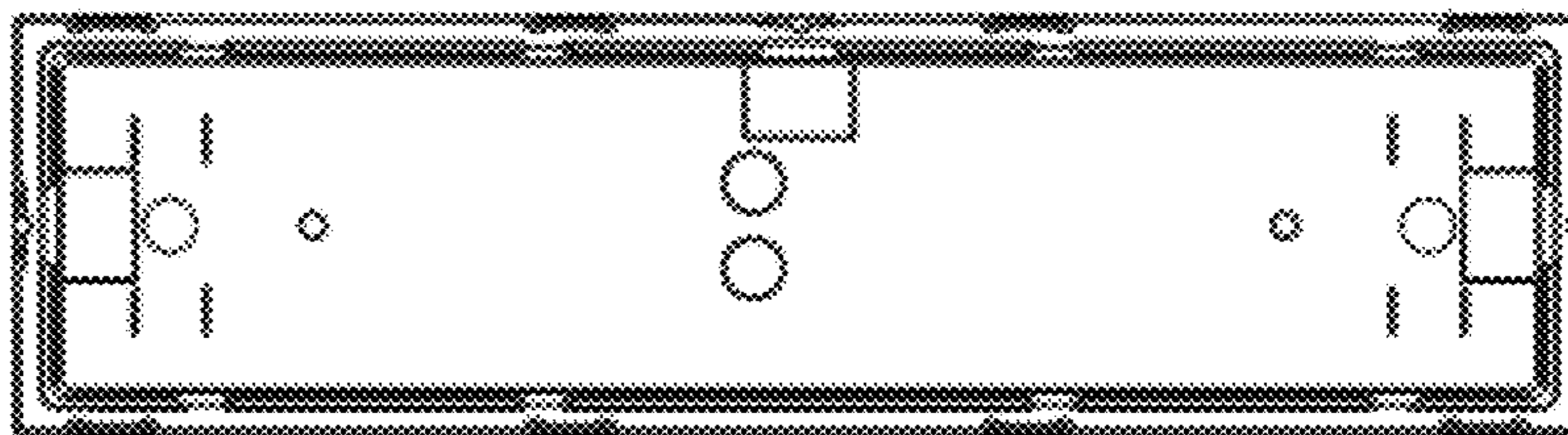

FIG. 4 is a back view thereof;

FIG. 5 is a bottom view thereof;

FIG. 6 is a right side view thereof; and,

FIG. 7 is a left side view thereof.

1 Claim, 1 Drawing Sheet



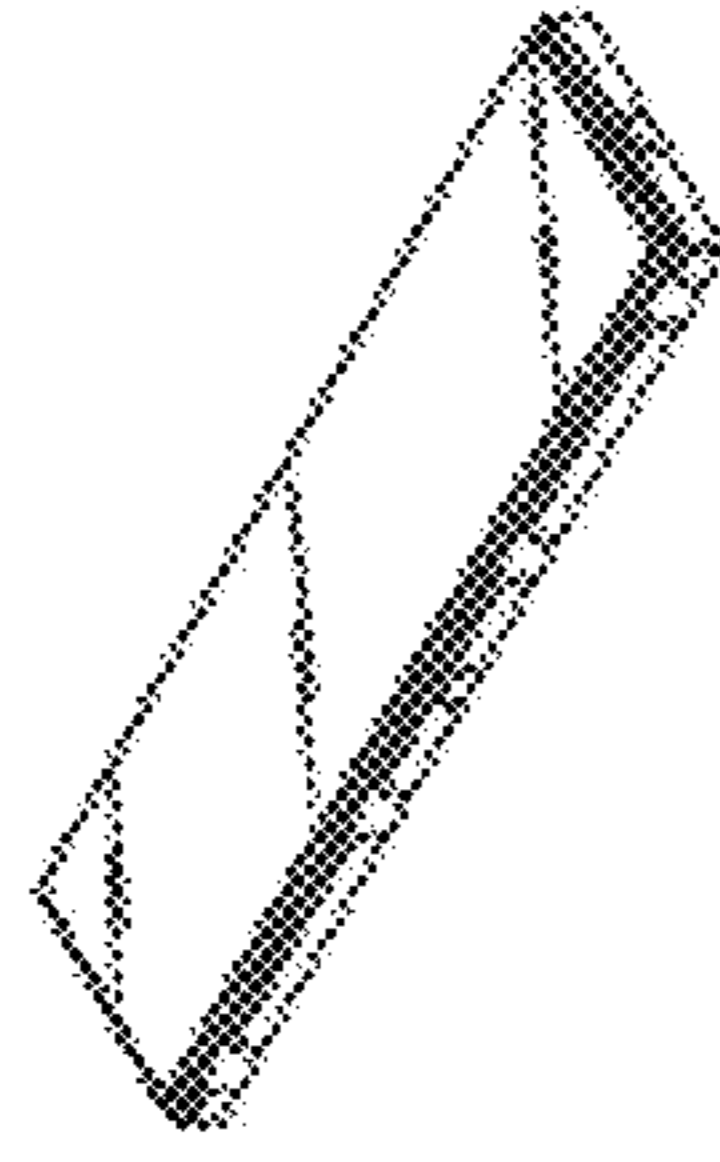


Fig. 1



Fig. 7




Fig. 3

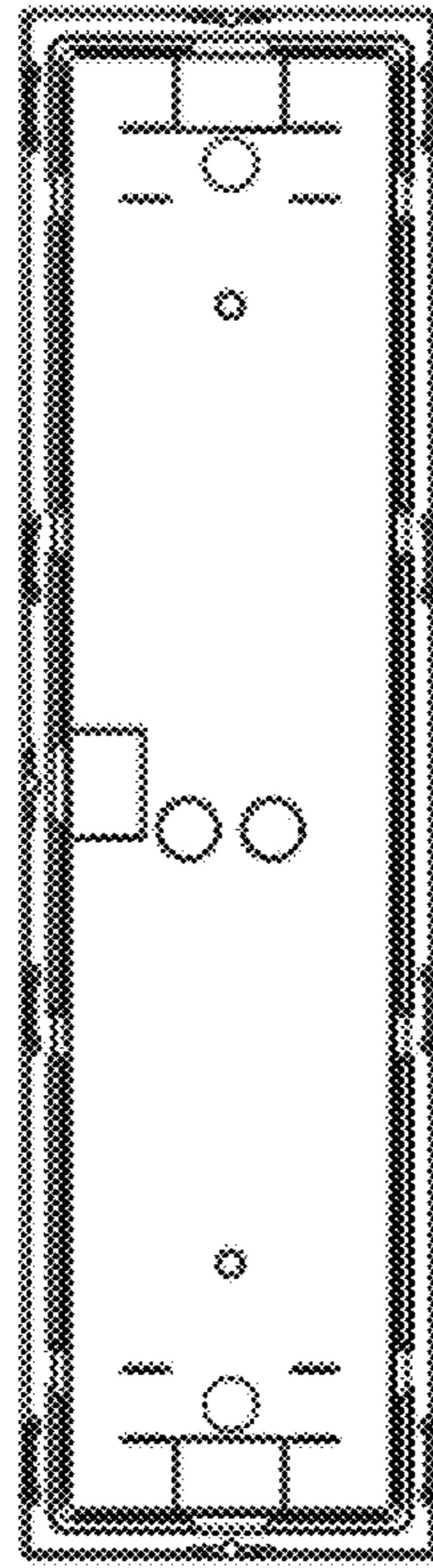


Fig. 2



Fig. 4

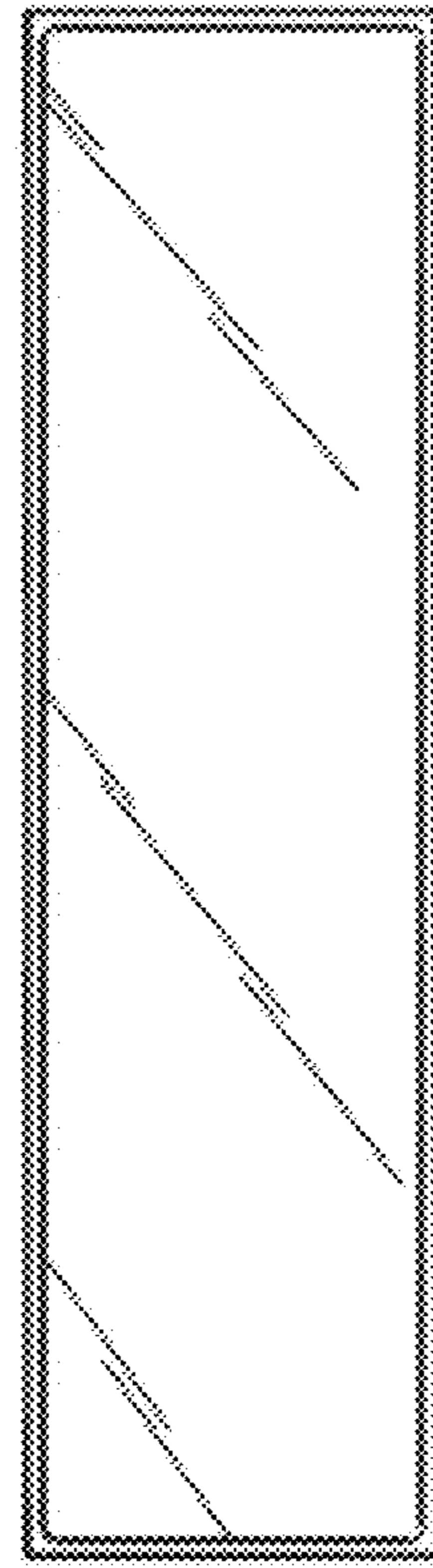


Fig. 5



Fig. 6