



US00D673056S

(12) **United States Design Patent**  
**Gallas**

(10) **Patent No.:** **US D673,056 S**

(45) **Date of Patent:** **\*\* Dec. 25, 2012**

- (54) **BAG WITH SIDE POUCH**
- (76) Inventor: **Gus Gallas**, New Lenox, IL (US)
- (\*\*) Term: **14 Years**
- (21) Appl. No.: **29/417,972**
- (22) Filed: **Apr. 11, 2012**
- (51) **LOC (9) Cl.** ..... **09-05**
- (52) **U.S. Cl.** ..... **D9/703**
- (58) **Field of Classification Search** ..... D9/702-714,  
D9/719, 738-740, 517-518, 522, 416, 435,  
D9/444, 460, 455, 414, 499, 431-432; D7/560-562;  
206/434, 426-427, 429-430, 485, 485.1,  
206/499, 508, 431, 418-422, 588-594; 229/117.3,  
229/185, 121, 122, 200, 207, 236, 87.01;  
220/23.83

See application file for complete search history.

(56) **References Cited**

**U.S. PATENT DOCUMENTS**

D47,085	S	3/1915	Veith	
2,654,527	A	10/1953	Geckler et al.	
D200,551	S *	3/1965	Tamarin	D9/713
3,456,866	A	7/1969	Civitello	
D229,896	S *	1/1974	Bemel	D9/703
4,991,980	A	2/1991	Cohen et al.	
4,993,845	A	2/1991	Faltynek	
5,316,388	A	5/1994	Caligiuri	
5,540,333	A	7/1996	Gonzalez et al.	
5,630,544	A	5/1997	Shane	
D395,005	S *	6/1998	Burton	D9/705

6,279,747	B1 *	8/2001	Zegarra	206/579
6,719,140	B1	4/2004	Rinsler	
D494,853	S *	8/2004	Chan	D9/704
D553,493	S *	10/2007	Kracke	D9/711
D592,526	S *	5/2009	Maude et al.	D9/713
D608,635	S *	1/2010	Blick	D9/711
8,016,485	B2	9/2011	McCann	
D653,962	S *	2/2012	Vazquez	D9/711
2007/0201772	A1	8/2007	Schindele	
2007/0223843	A1	9/2007	Frohwein	

\* cited by examiner

*Primary Examiner* — Caron D Veynar

*Assistant Examiner* — Abraham Bahta

(74) *Attorney, Agent, or Firm* — Barnes & Thornburg LLP

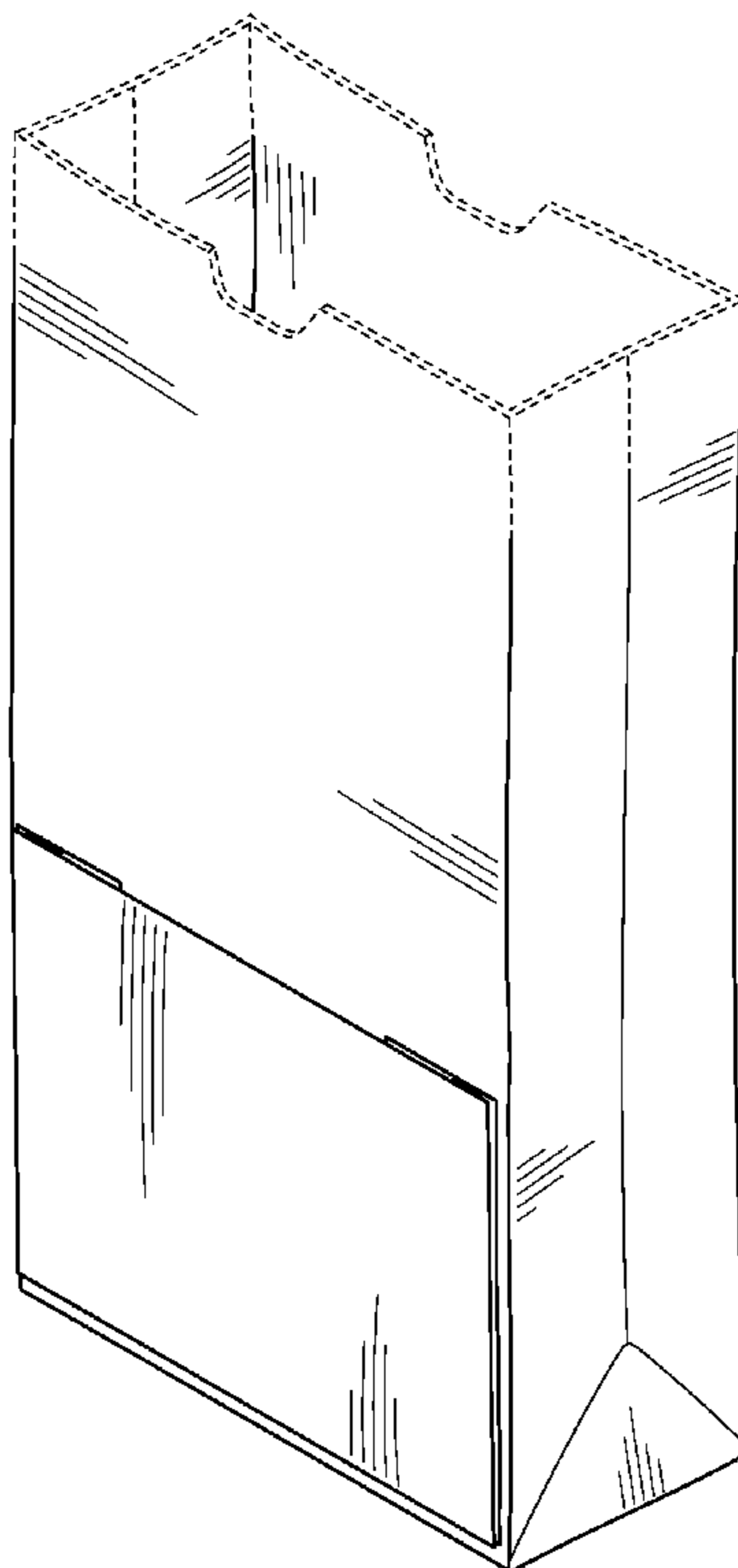
(57) **CLAIM**

The ornamental design for a bag with a side pouch, as shown and described.

**DESCRIPTION**

FIG. 1 is a front, top and right side isometric view of the bag with side pouch showing my new design;  
 FIG. 2 is a right side elevational view thereof;  
 FIG. 3 is a left side elevational view thereof;  
 FIG. 4 is a rear elevational view thereof;  
 FIG. 5 is top plan view thereof; and,  
 FIG. 6 is an isometric view thereof, with the side pouch partially expanded.  
 The broken lines in the drawings depict environmental subject matter only and form no part of the claimed design.

**1 Claim, 3 Drawing Sheets**



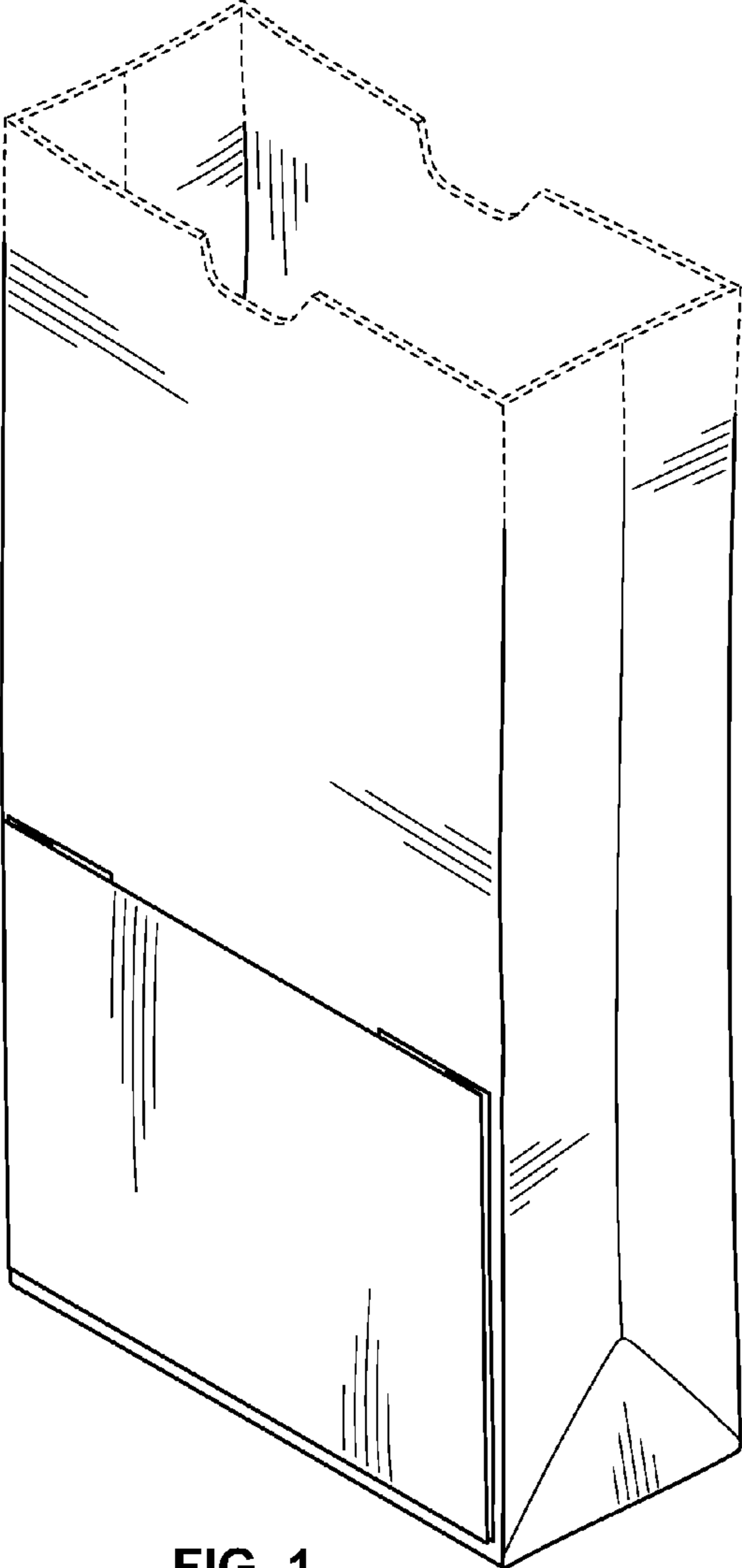


FIG. 1




FIG. 2




FIG. 3




FIG. 4

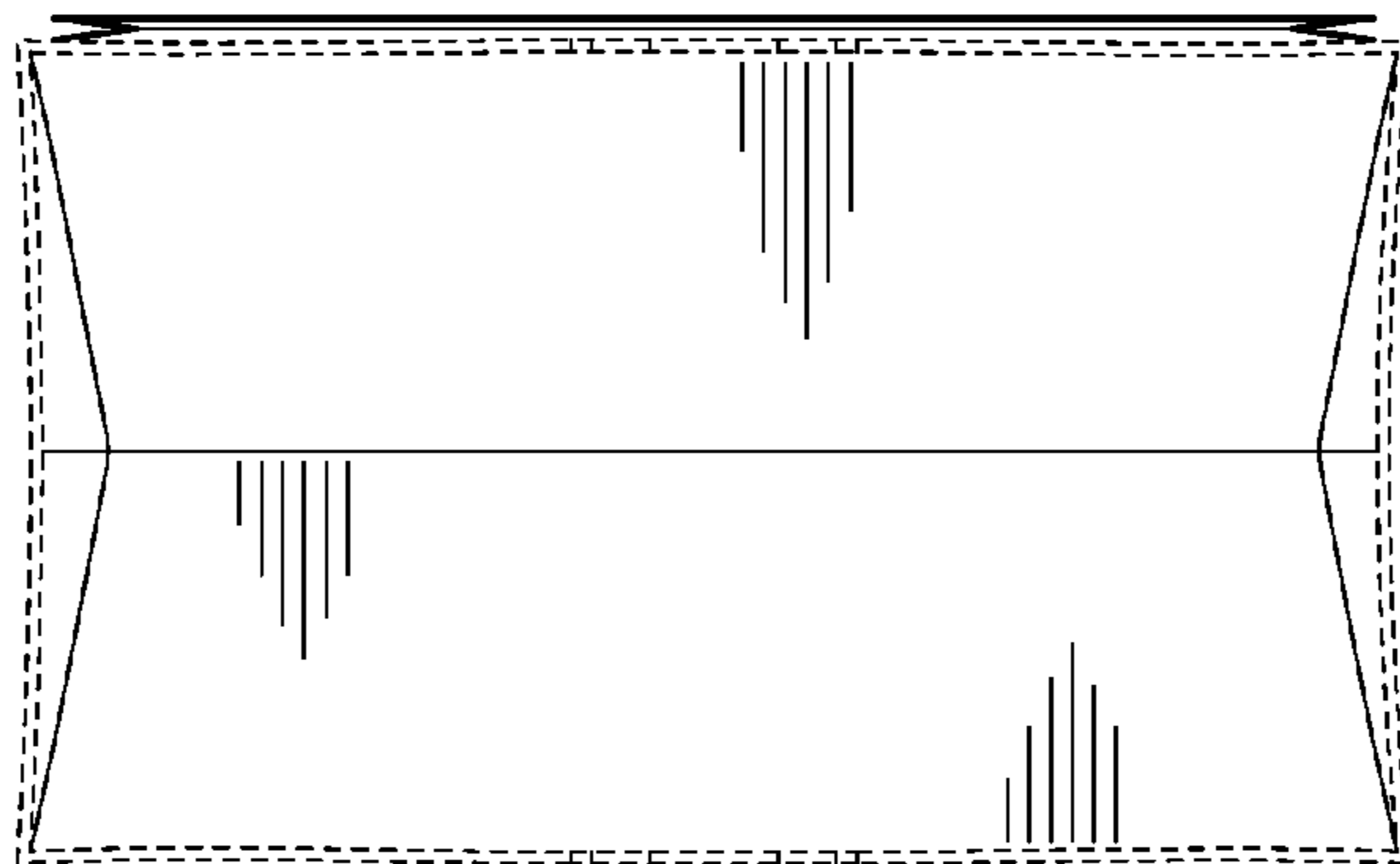


FIG. 5

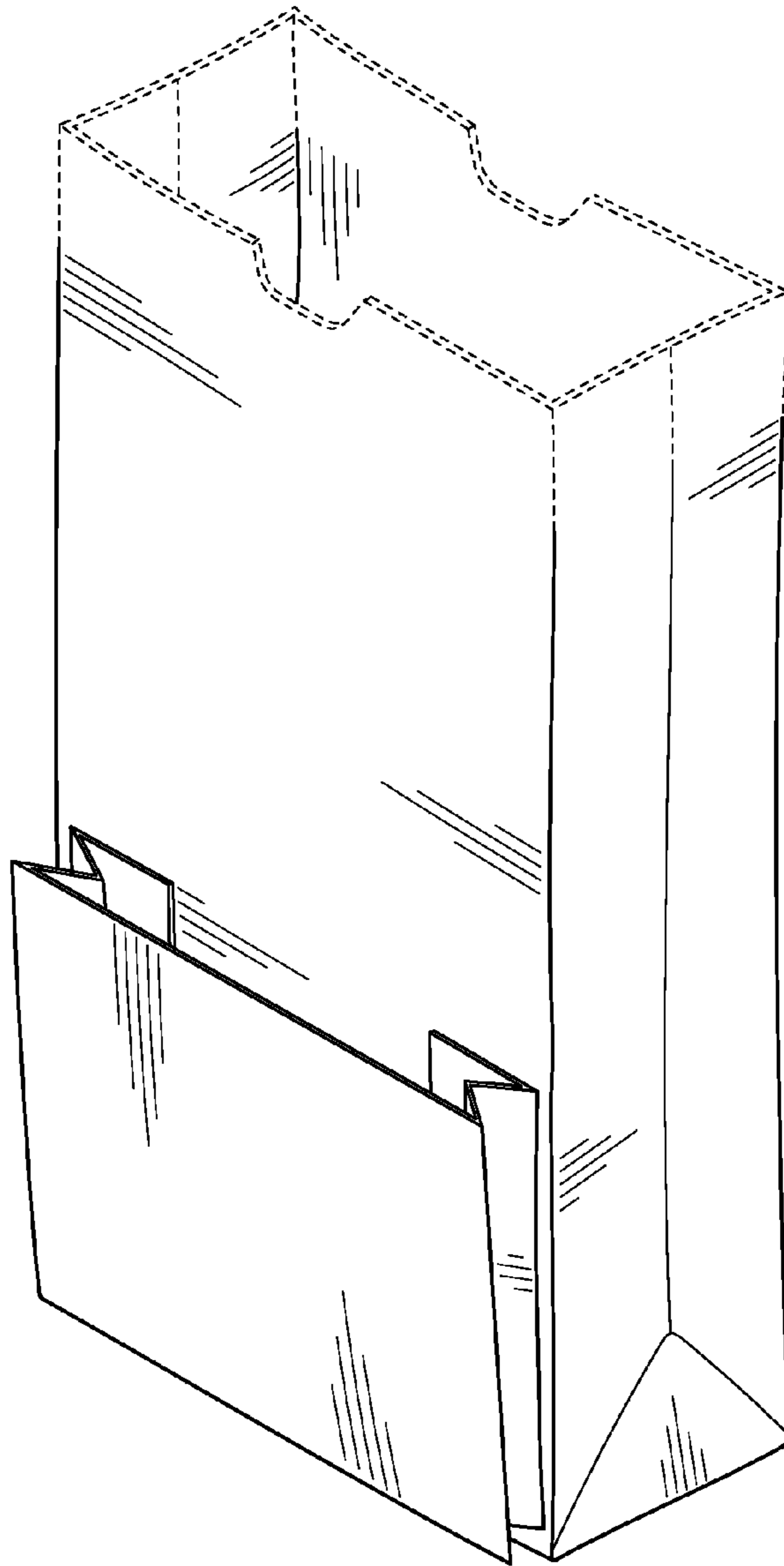


FIG. 6