



US00D673022S

(12) **United States Design Patent**  
**Rosenfeld**

(10) **Patent No.:** **US D673,022 S**

(45) **Date of Patent:** **\*\* Dec. 25, 2012**

(54) **HAMMER**

D478,267 S \* 8/2003 Chen ..... D8/80  
7,134,363 B2 \* 11/2006 Krallman ..... 81/22  
D623,919 S \* 9/2010 Chang ..... D8/107

(76) Inventor: **Ami Rosenfeld, Zur Igal (IL)**

\* cited by examiner

(\*\*) Term: **14 Years**

*Primary Examiner* — Philip S Hyder

(21) Appl. No.: **29/361,588**

*Assistant Examiner* — Roselynn Cody

(22) Filed: **May 13, 2010**

(74) *Attorney, Agent, or Firm* — Deborah Gador

(51) **LOC (9) Cl.** ..... **08-02**

(57) **CLAIM**

(52) **U.S. Cl.** ..... **D8/75**

The ornamental design for a hammer, as shown and described.

(58) **Field of Classification Search** ..... D8/11,  
D8/75-81, 107; 7/145; 30/308.1; 144/195.5;  
81/19-24, 26, 489; 76/103

**DESCRIPTION**

See application file for complete search history.

FIG. 1 is a perspective view of a hammer showing my new design;

(56) **References Cited**

FIG. 2 is a back view thereof;

**U.S. PATENT DOCUMENTS**

FIG. 3 is a front view thereof;

D35,652	S	*	2/1902	David et al.	.....	D8/76
D43,660	S	*	2/1913	Wilson et al.	.....	D8/79
D327,405	S	*	6/1992	Brinkman	.....	D8/75
5,123,303	A	*	6/1992	Lee et al.	.....	76/103
5,906,144	A	*	5/1999	Staviski et al.	.....	81/20
6,149,538	A	*	11/2000	Tiura	.....	473/550
D469,327	S	*	1/2003	Chen	.....	D8/107

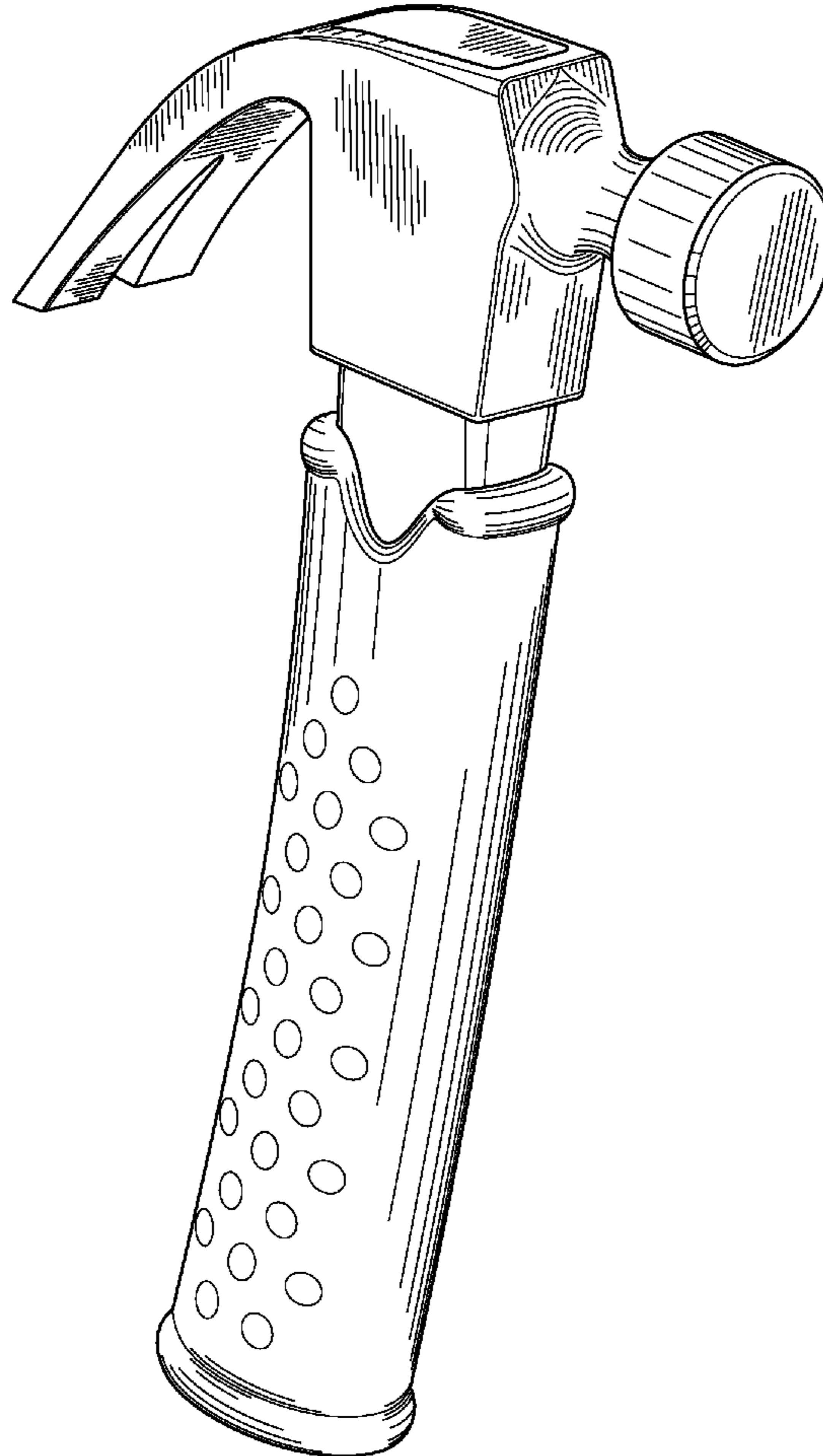
FIG. 4 is a top view thereof;

FIG. 5 is a bottom view thereof; and,

FIG. 6 is a side view thereof.

The other side of the design is a mirror image of the side shown in FIG. 6.

**1 Claim, 6 Drawing Sheets**



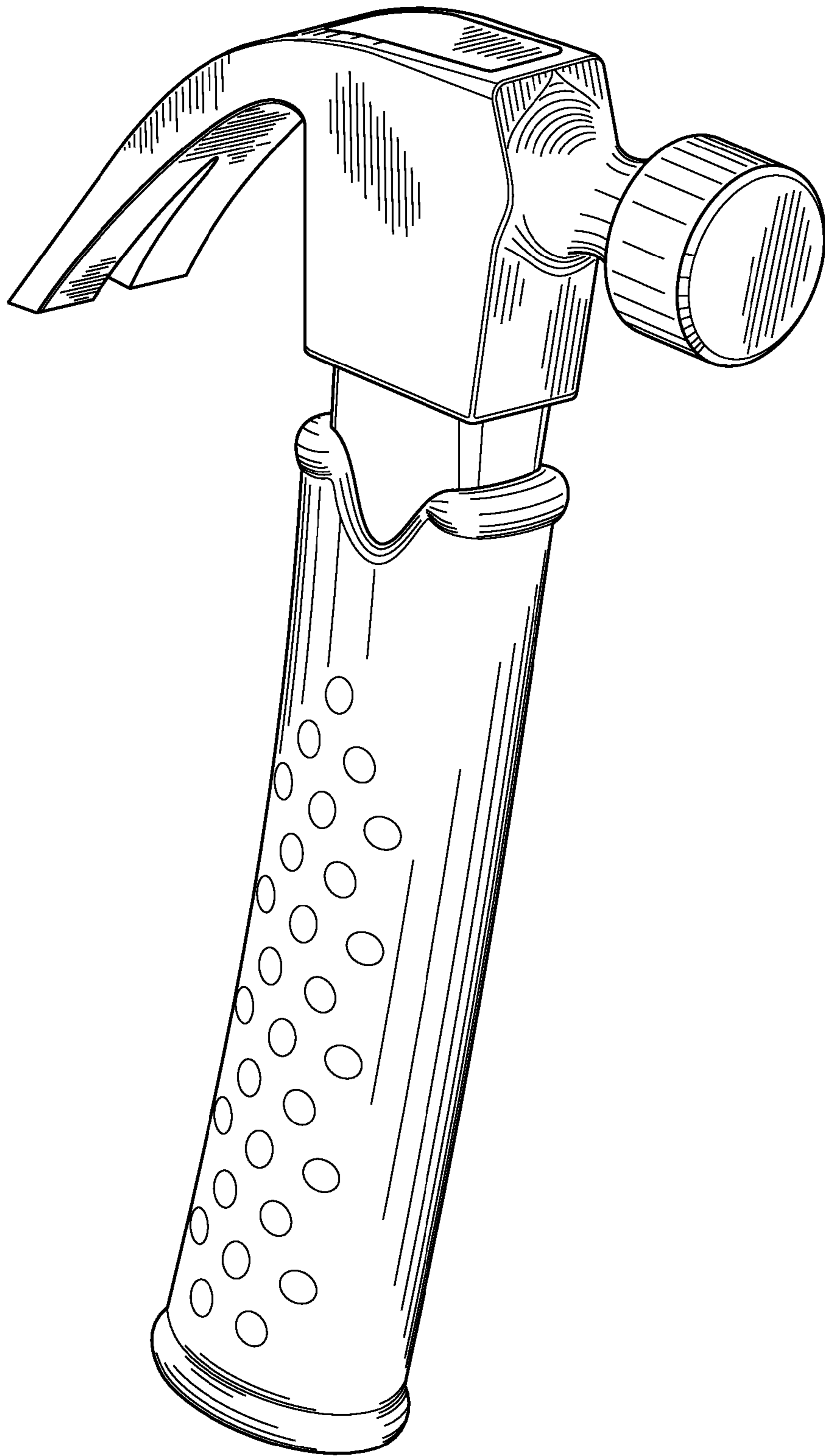


FIGURE 1

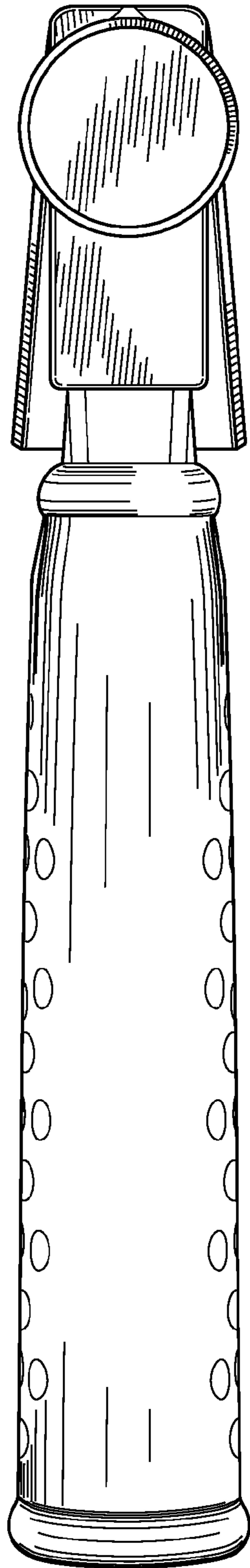


FIGURE 2

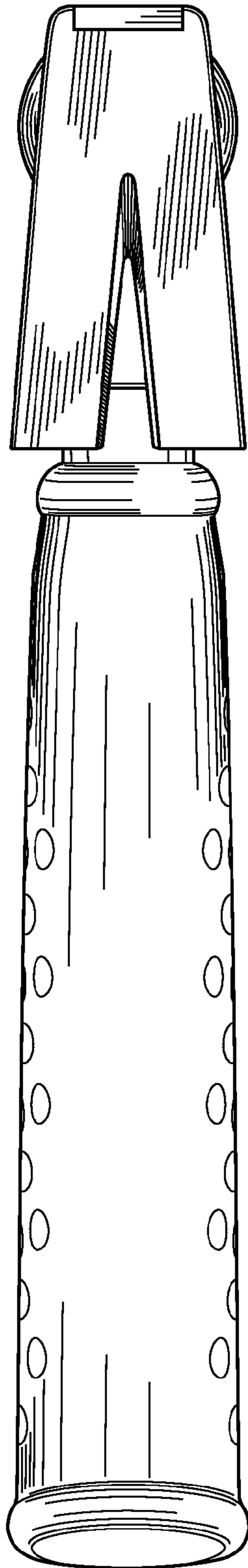


FIGURE 3




FIGURE 4

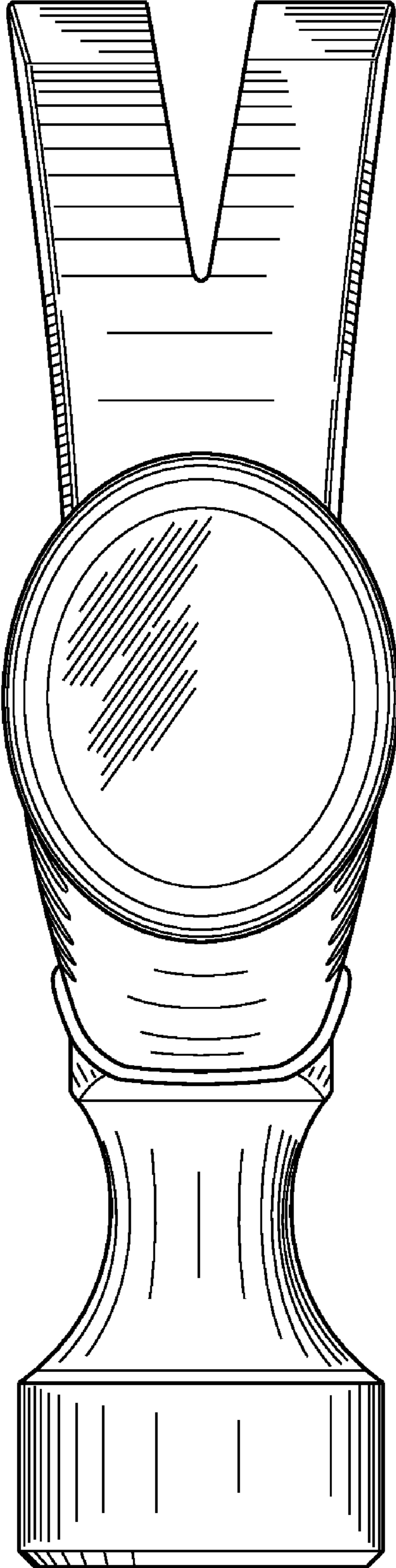


FIGURE 5

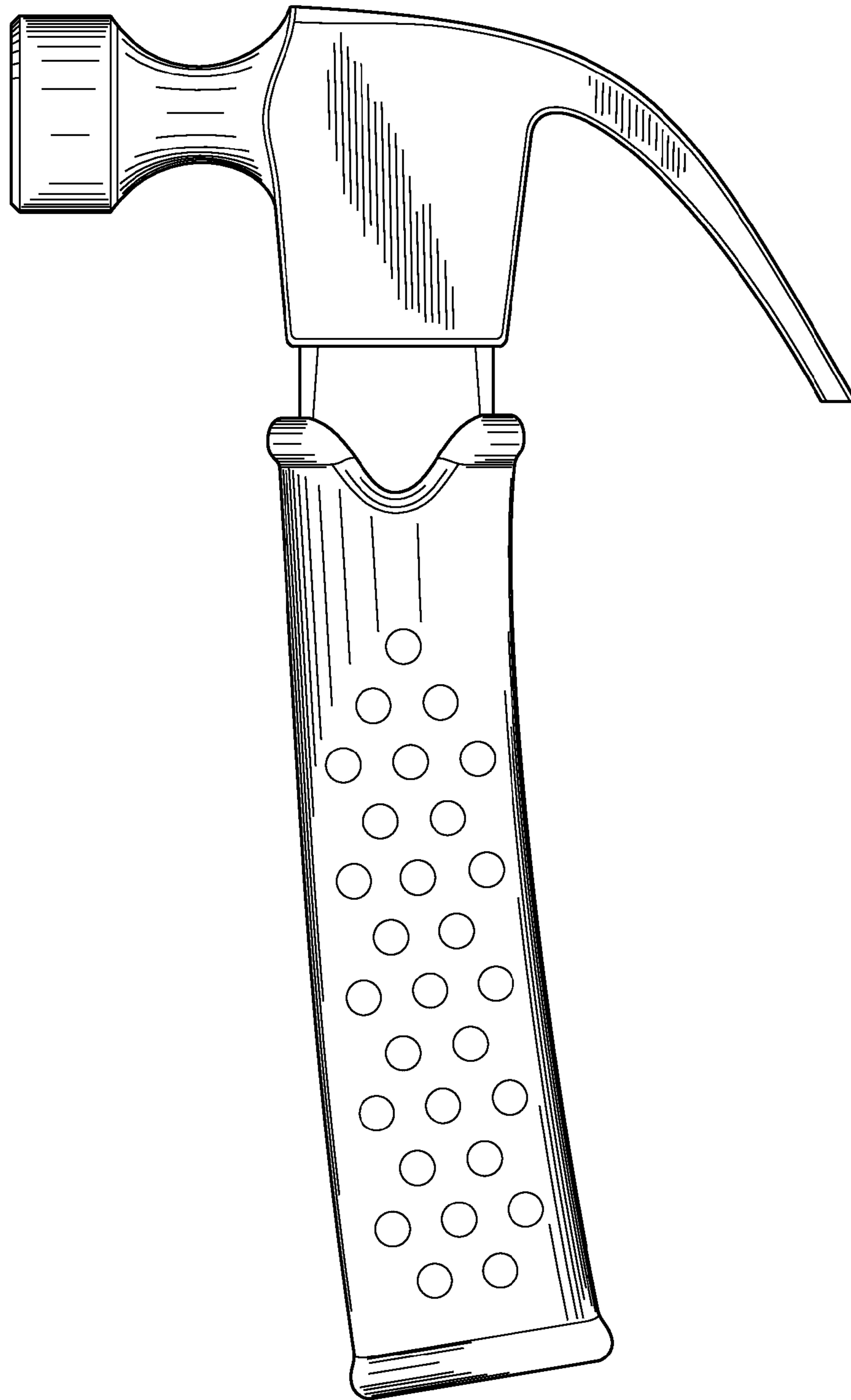


FIGURE 6