

US00D673007S

(12) **United States Design Patent**
Zox

(10) **Patent No.:** **US D673,007 S**
(45) **Date of Patent:** **** Dec. 25, 2012**

- (54) **DISH PLATE GRIP**
- (76) Inventor: **John Zox**, Philadelphia, PA (US)
- (**) Term: **14 Years**
- (21) Appl. No.: **29/428,170**
- (22) Filed: **Jul. 26, 2012**

5,542,577 A	8/1996	Friedrich	
5,551,593 A	9/1996	Wiens	
5,662,240 A	9/1997	Norris	
D388,661 S	1/1998	Vignau et al.	
D402,509 S	12/1998	Indekeu	
5,947,011 A	9/1999	Xu	
D415,930 S	11/1999	Schmidt	
6,021,914 A	2/2000	Schmidt	
D430,458 S	9/2000	Kellermann	
D455,050 S *	4/2002	Tyler et al. D7/549
D472,768 S	4/2003	Wellner	
D473,757 S	4/2003	Schwartz	
6,609,325 B2	8/2003	Harris	
6,609,625 B1	8/2003	Gibbar	

(Continued)

Related U.S. Application Data

- (62) Division of application No. 29/419,624, filed on Apr. 30, 2012.
- (51) **LOC (9) Cl.** **31-00**
- (52) **U.S. Cl.** **D7/393**
- (58) **Field of Classification Search** D7/393,
D7/505, 543-544, 550.1, 552.1, 553.1-553.8,
D7/554.2, 566, 587, 698; 220/574-575,
220/23.83; 229/407, 932; 294/159
See application file for complete search history.

References Cited

(56)

U.S. PATENT DOCUMENTS		
757,645 A	4/1904	Bassett
1,272,996 A	7/1918	Poschadel
D135,524 S	4/1943	Johnstone
2,427,697 A	9/1947	Weidler
D154,671 S	8/1949	Foley
2,582,183 A	1/1952	Weidler
3,401,858 A	9/1968	White et al.
3,955,672 A	5/1976	Brundage
D270,324 S	8/1983	French
4,607,758 A	8/1986	Stevens
4,744,597 A	5/1988	Bauman et al.
D307,529 S	5/1990	Baetens
4,966,297 A	10/1990	Doty
5,060,820 A	10/1991	Boerner
5,119,967 A	6/1992	Ercolani
5,294,000 A	3/1994	Yanuzzi
5,346,070 A	9/1994	McSpadden
D352,367 S	11/1994	Gryzlak
D359,885 S	7/1995	Yanuzzi

OTHER PUBLICATIONS

Wavetrends Clear Plastic Cocktail Plate with Stemware Hole, available at www.webstaurantstore.com/wavetrends-clear-plastic-cocktail-plate-with-stemware-hole-6-x-9-1-2-120-cs/3461409CL.html. Dated Jul. 7, 2011.

Primary Examiner — Kelley Donnelly
(74) *Attorney, Agent, or Firm* — David E. Eramian; Edward J. Baba; Bozicevic, Field & Francis LLP

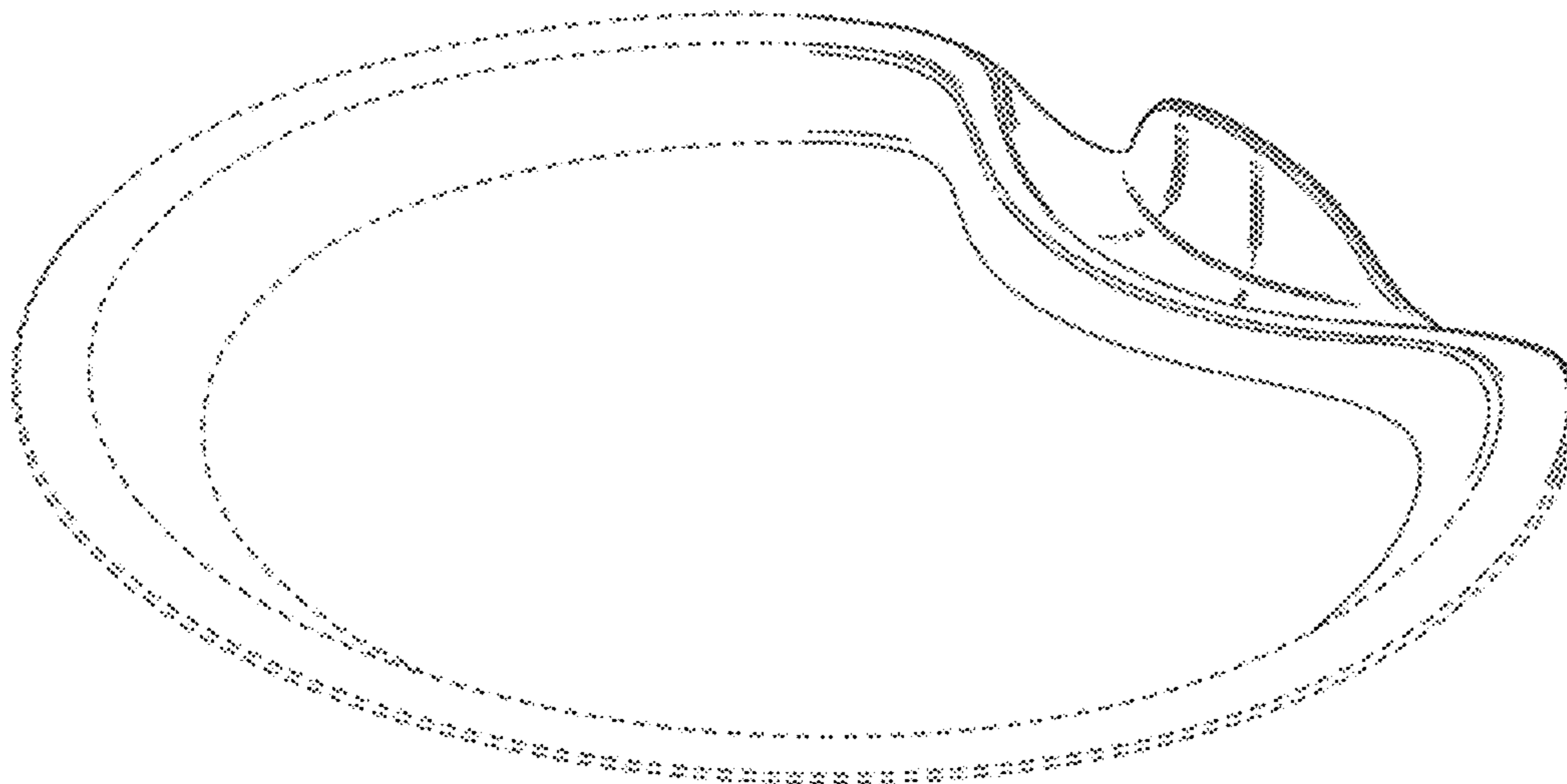
(57) **CLAIM**

The ornamental design for the dish plate grip, as shown and described.

DESCRIPTION

FIG. 1 is a perspective view of a dish plate grip of the present invention showing the new design; FIG. 2 is a top view thereof; FIG. 3 is a side view thereof; FIG. 4 is a bottom view thereof; and, FIG. 5 is a bottom perspective view thereof. The broken line showing is included for the purpose of illustrating environment of the design and forms no part of the claimed design.

1 Claim, 5 Drawing Sheets



US D673,007 S

Page 2

U.S. PATENT DOCUMENTS			
6,691,890	B1	2/2004	Persson
D487,214	S *	3/2004	Rutter et al. D7/393
6,702,141	B1	3/2004	Cinque
D496,825	S *	10/2004	Wiedmeyer et al. D7/393
7,000,799	B1	2/2006	Hamre
7,025,206	B2 *	4/2006	Sommer 206/515
D537,679	S	3/2007	Majka
D559,615	S	1/2008	Laib
D588,879	S	3/2009	Brett
D594,281	S *	6/2009	Luft D7/553.8
D594,705	S *	6/2009	McComas D7/546
D595,093	S *	6/2009	McComas D7/546
7,543,869	B2 *	6/2009	Davis et al. 294/146
D626,788	S *	11/2010	Clark D7/549
D650,237	S *	12/2011	McComas D7/553.8
D650,628	S *	12/2011	Pallotto D7/391
D653,085	S *	1/2012	Swallow D7/566
8,136,667	B2 *	3/2012	Raynor 206/563
2004/0099670	A1	5/2004	Michaeli
2005/0161453	A1	7/2005	Corrieri
2006/0266748	A1	11/2006	Crawford
2009/0152157	A1	6/2009	Schaaper et al.
2012/0000915	A1	1/2012	Swallow

* cited by examiner

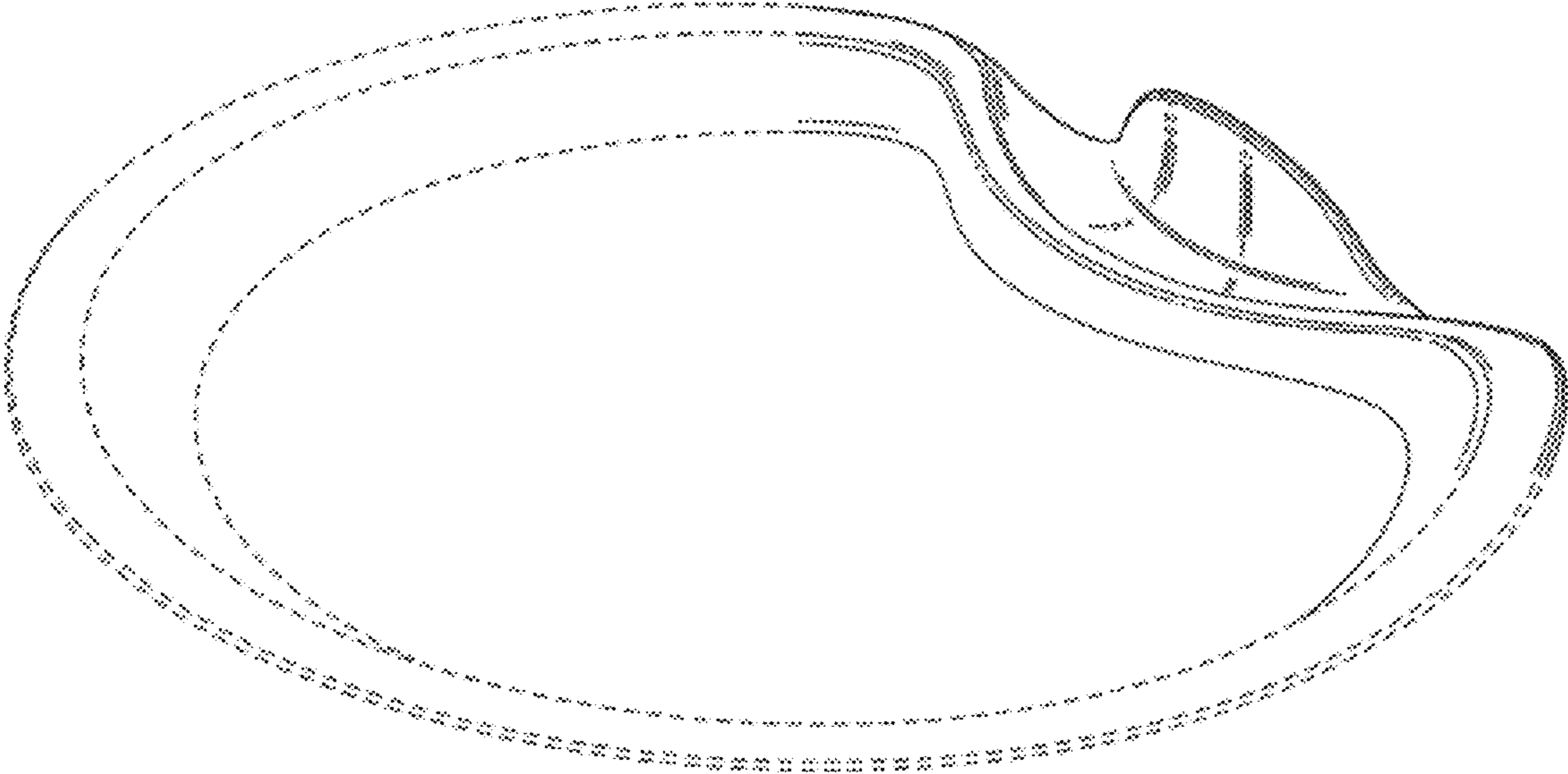


FIG. 1

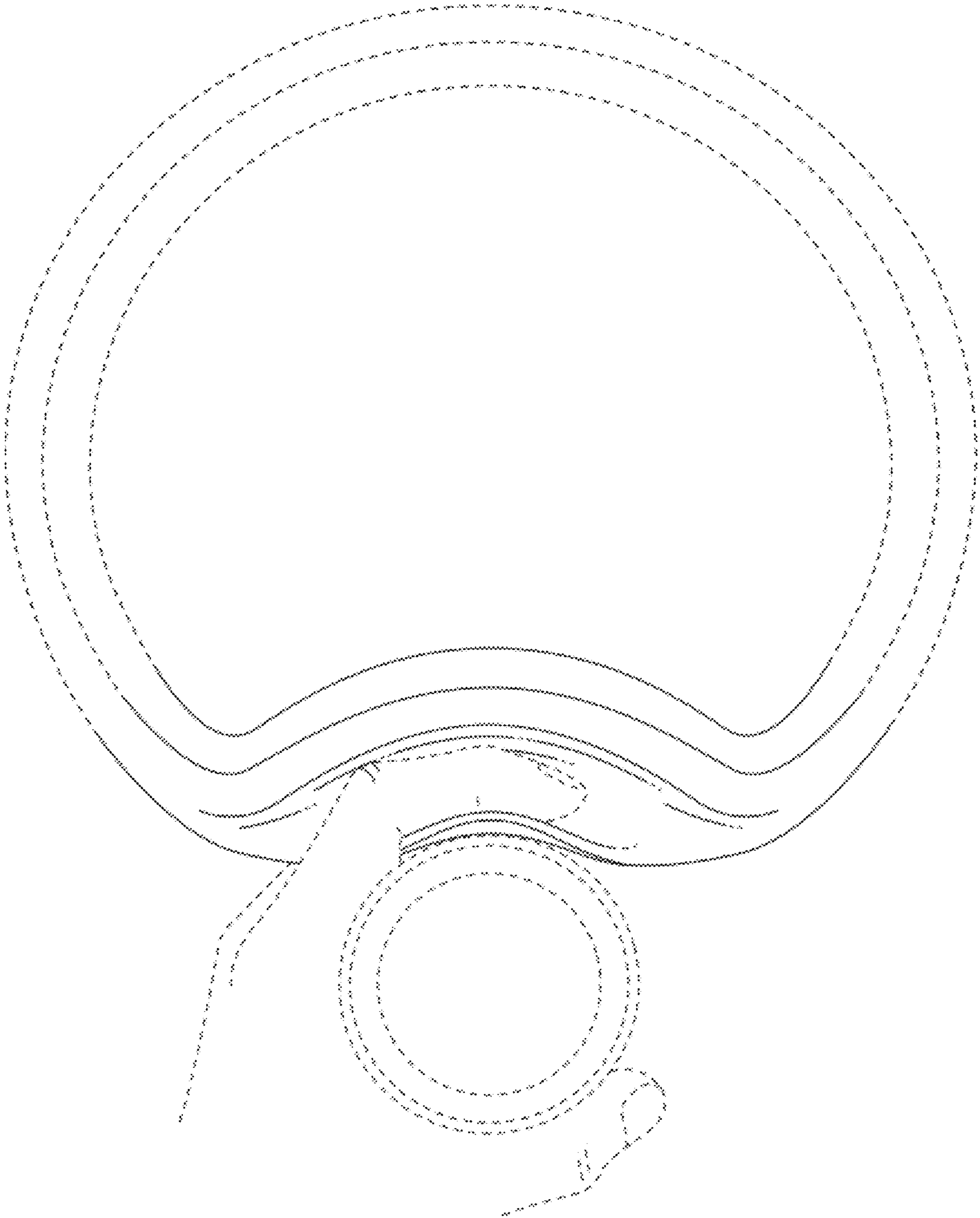


FIG. 2

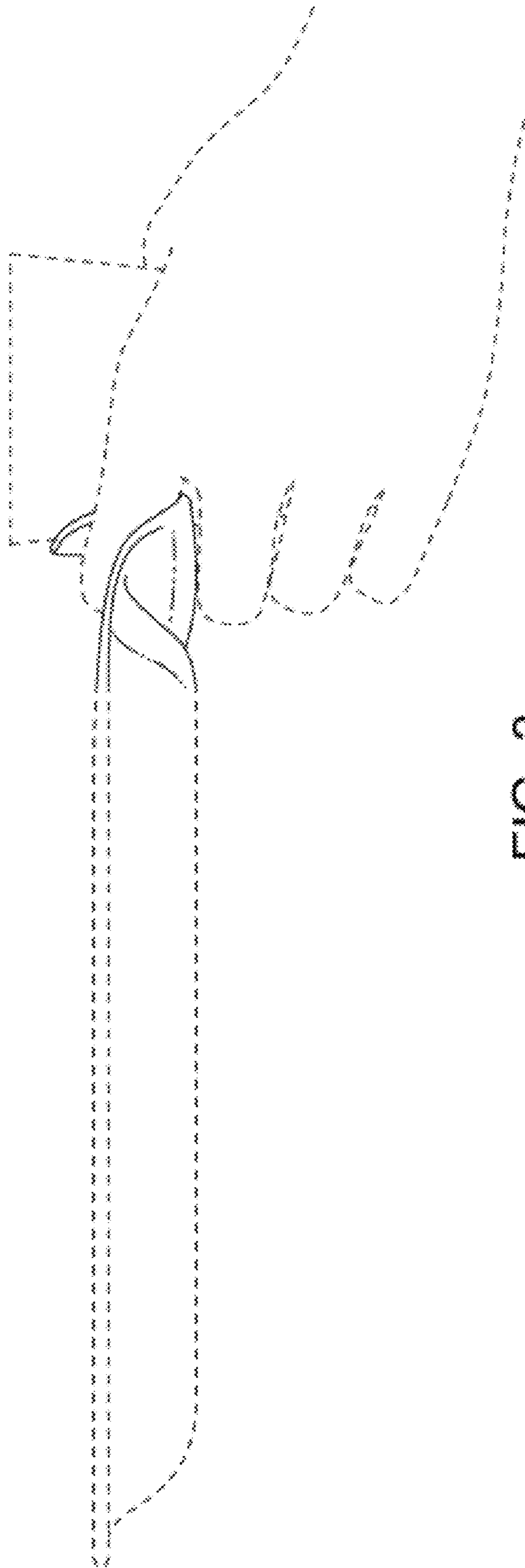


FIG. 3

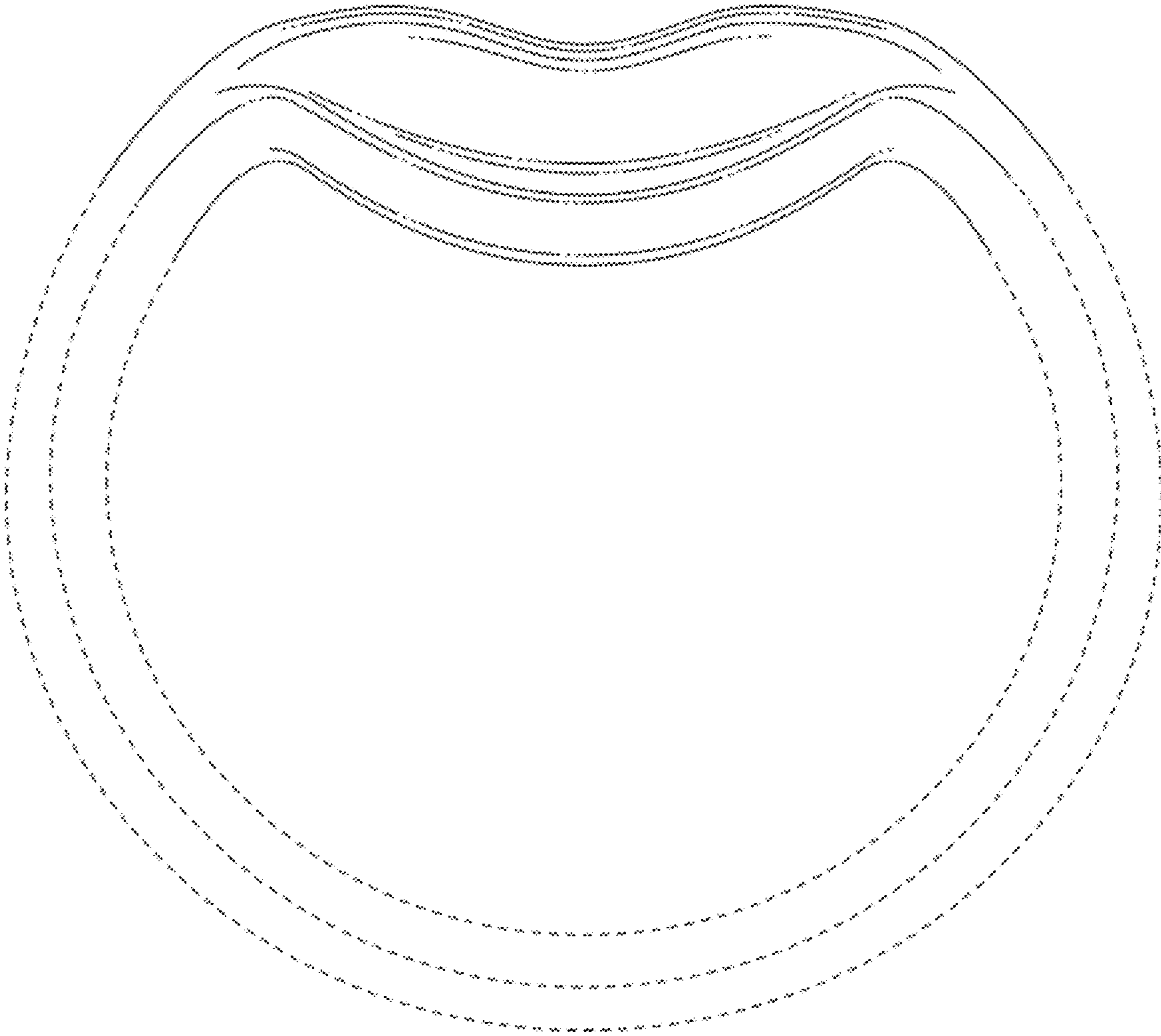


FIG. 4

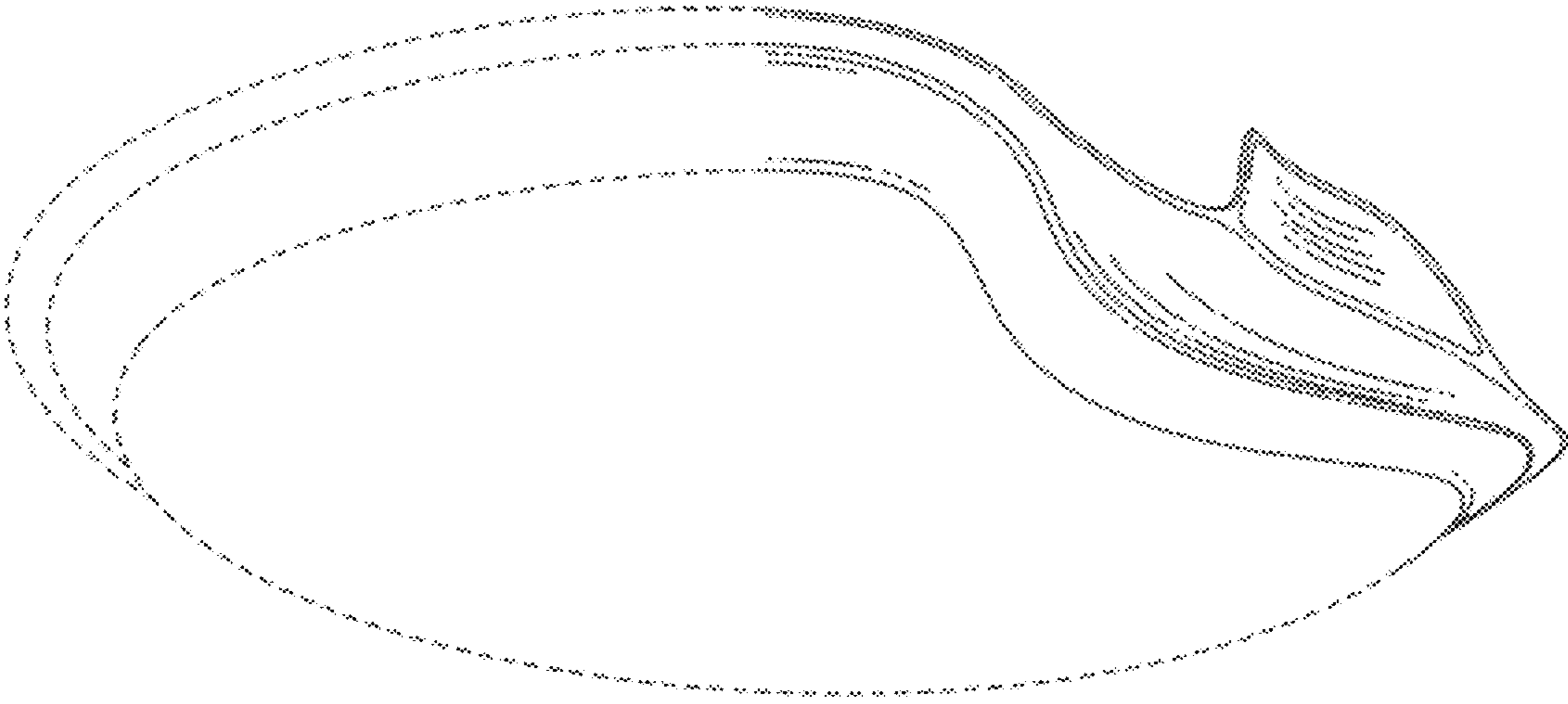


FIG. 5