



US00D673006S

(12) **United States Design Patent**
Kent

(10) **Patent No.:** **US D673,006 S**
(45) **Date of Patent:** **** Dec. 25, 2012**

(54) **ROTARY CHOPPER**

(75) Inventor: **Joseph Kent**, Seattle, WA (US)

(73) Assignee: **Progressive International Corporation**,
Kent, WA (US)

(**) Term: **14 Years**

(21) Appl. No.: **29/411,854**

(22) Filed: **Jan. 26, 2012**

(51) **LOC (9) Cl.** **07-04**

(52) **U.S. Cl.** **D7/372; D7/693; D7/679**

(58) **Field of Classification Search** D7/679,
D7/693, 372-375, 381-386; 99/537, 493,
99/484-485, 495, 509-511; 241/199.12,
241/168, 169.1, 169.2, 101.3; 366/64-65,
366/96, 242, 244, 247, 279, 343, 347

See application file for complete search history.

(56) **References Cited**

U.S. PATENT DOCUMENTS

4,311,283	A *	1/1982	Bounds	241/95
5,722,606	A *	3/1998	Wu	241/169.1
D402,165	S *	12/1998	Bull	D7/665
D447,017	S *	8/2001	Jalet	D7/693
D527,588	S *	9/2006	de Groote et al.	D7/693
D530,995	S *	10/2006	Jalet et al.	D7/693
7,422,169	B2 *	9/2008	Mueller	241/168
7,669,793	B2 *	3/2010	So et al.	241/169.1

D614,457	S *	4/2010	Jossem et al.	D7/679
2002/0153440	A1	10/2002	Holcomb et al.		
2009/0090254	A1	4/2009	Herren		
2009/0178580	A1	7/2009	Herren		
2009/0320696	A1	12/2009	Herren		
2011/0226140	A1	9/2011	Herren		

FOREIGN PATENT DOCUMENTS

EP	1385409	B1	6/2006
WO	02/085168	A1	10/2002
WO	2007/128153	A1	11/2007
WO	2007/128154	A1	11/2007

* cited by examiner

Primary Examiner — Terry Wallace

(74) *Attorney, Agent, or Firm* — Lowe Graham Jones PLLC

(57) **CLAIM**

I claim the ornamental design for the rotary chopper, as shown and described.

DESCRIPTION

FIG. 1 is a perspective view of a rotary chopper, showing my new design.

FIG. 2 is a left side view of the rotary chopper, the right side view being a mirror image.


FIG. 3 is a top view of the rotary chopper.

FIG. 4 is a front view of the rotary chopper.

FIG. 5 is a back view of the rotary chopper; and,

FIG. 6 is a bottom view of the rotary chopper.

1 Claim, 4 Drawing Sheets






FIG.1

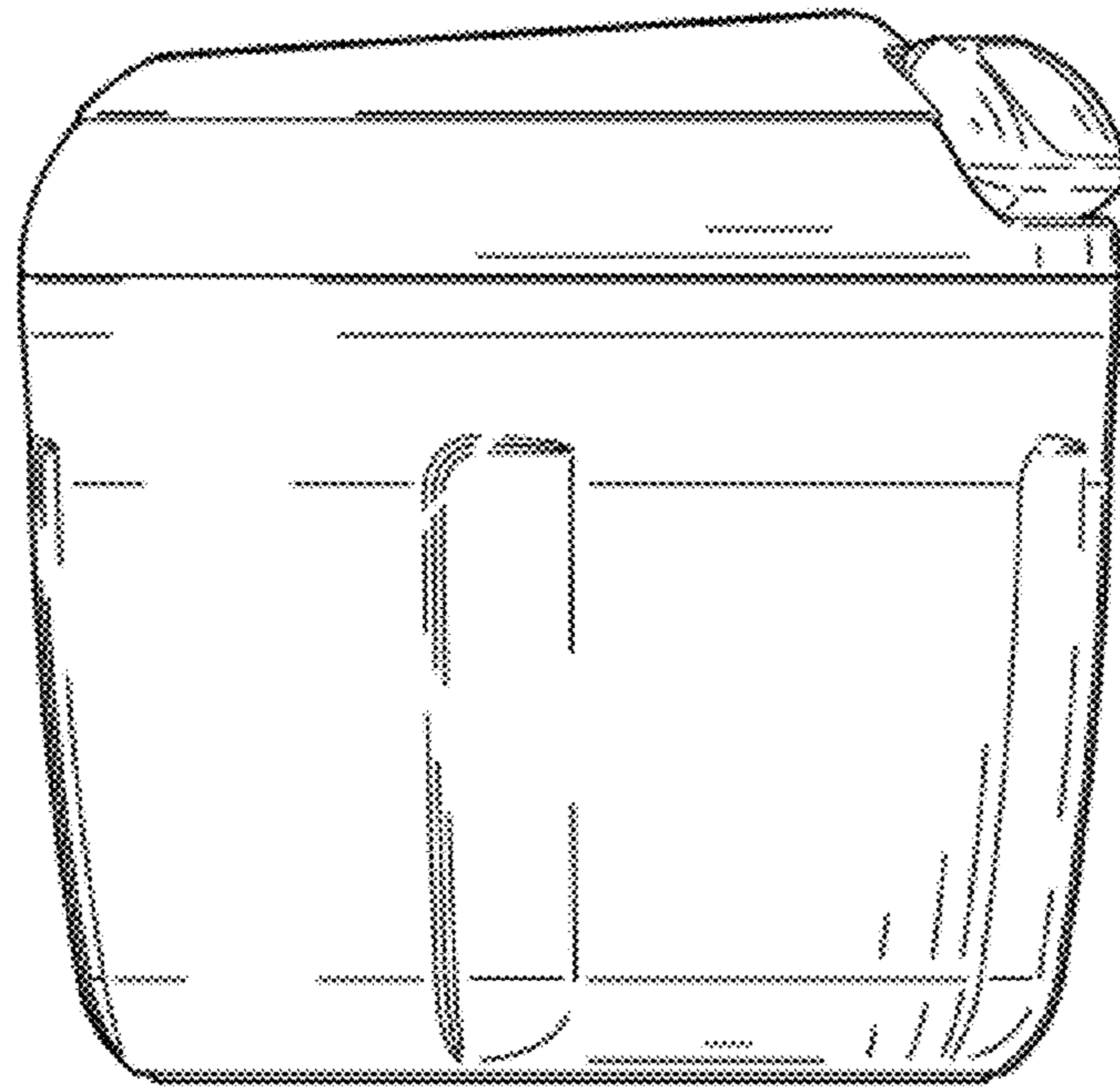


FIG. 2

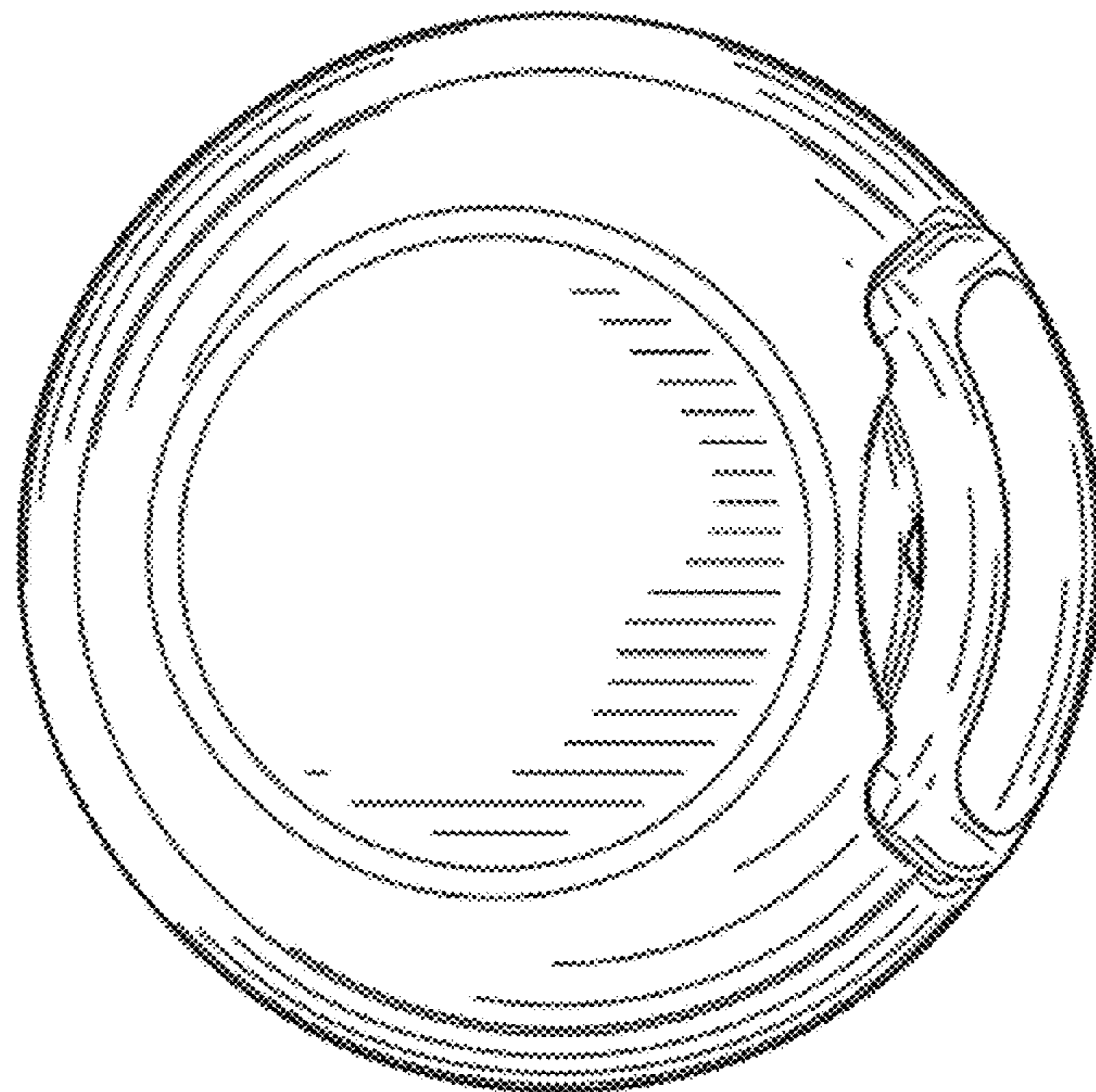


FIG. 3

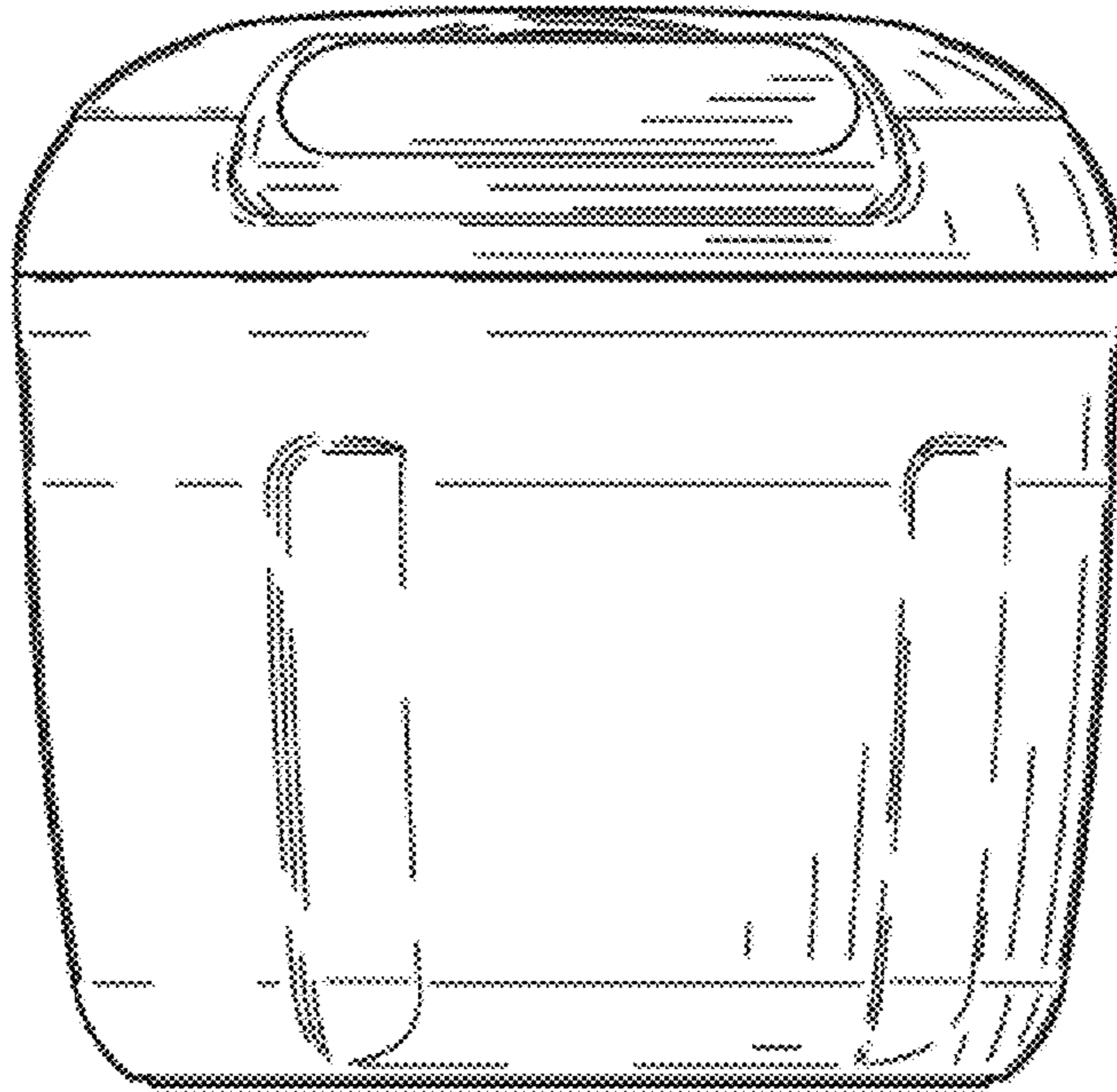


FIG. 4

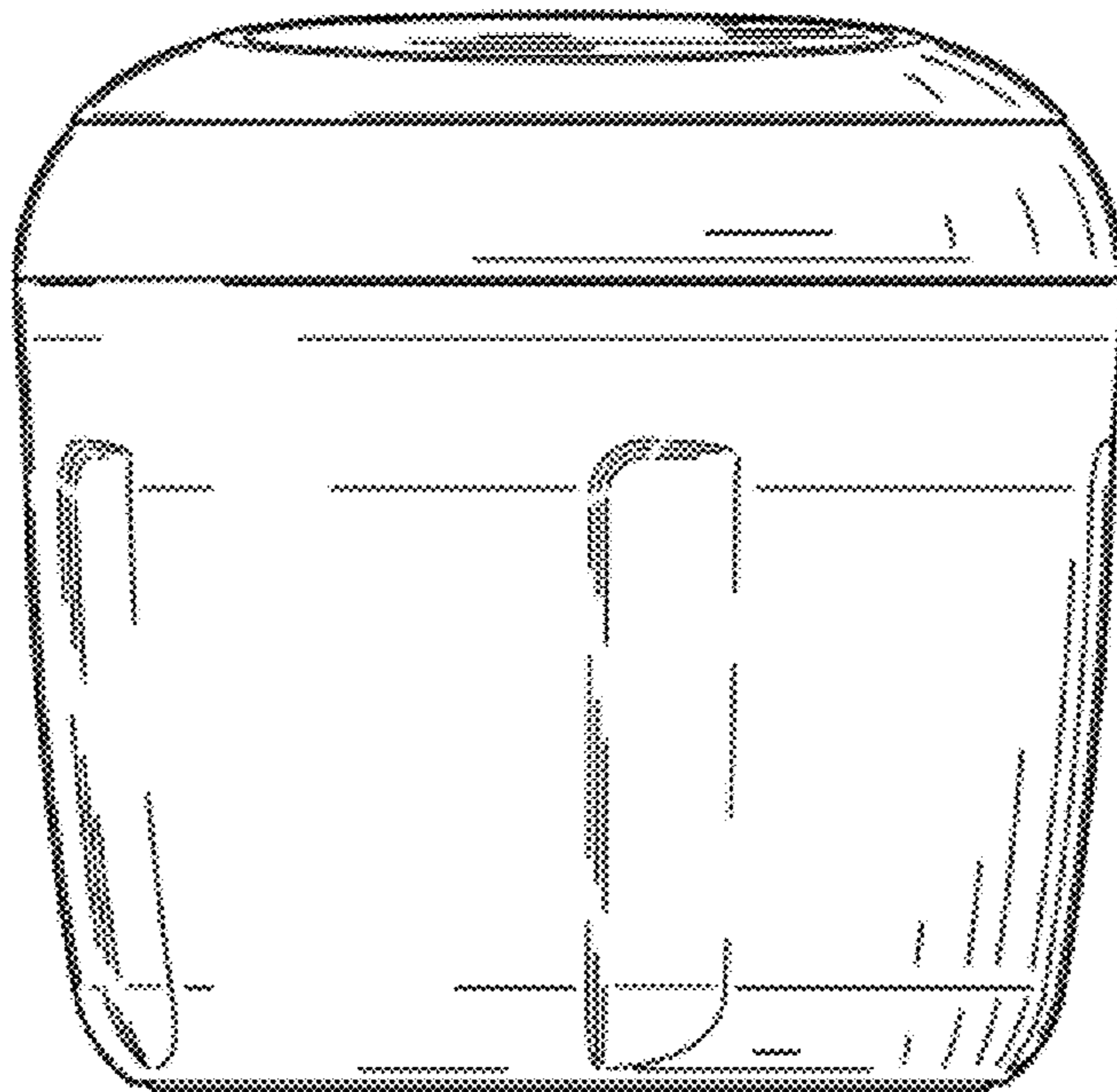


FIG. 5

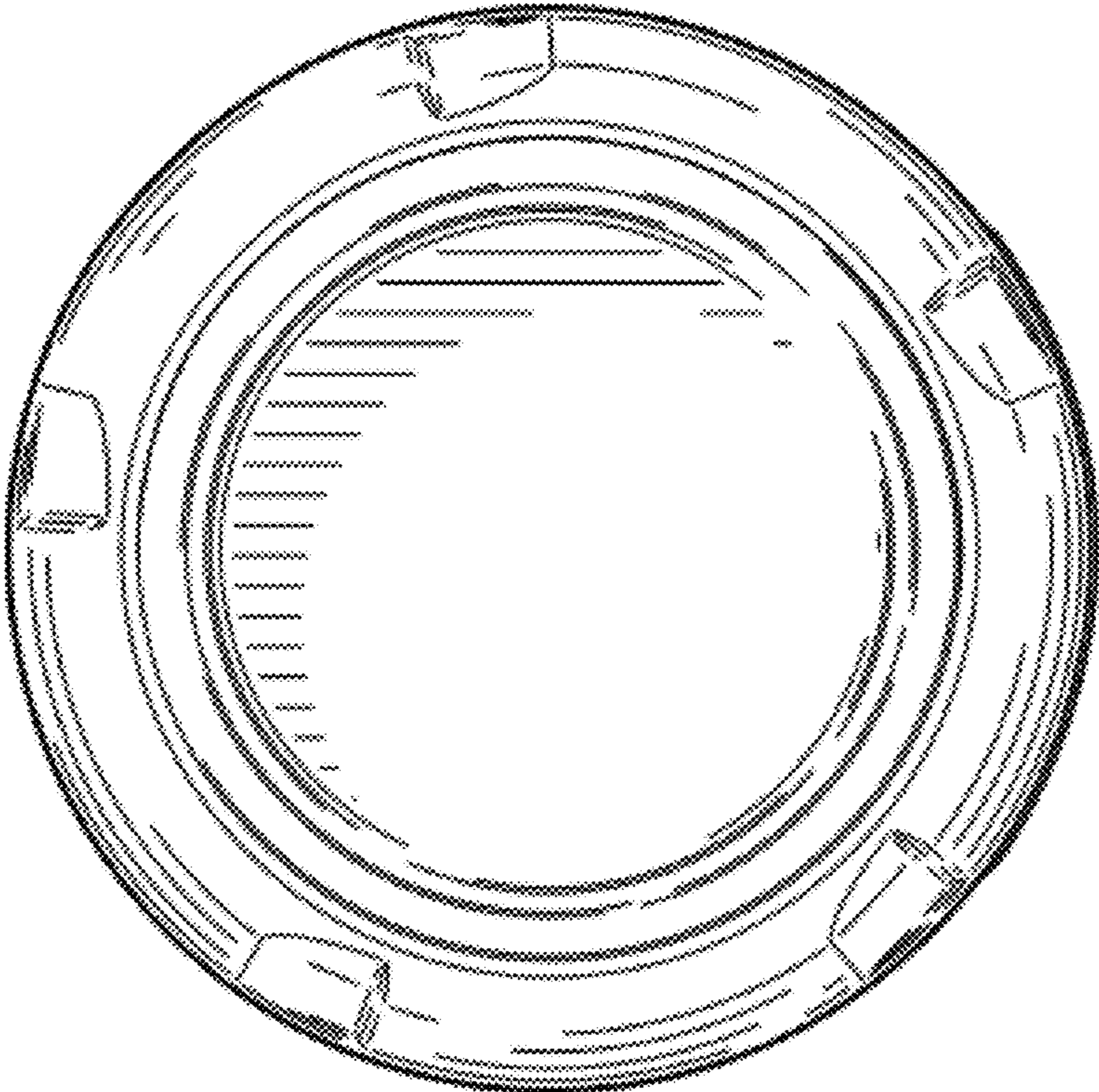


FIG. 6