

US00D673005S

(12) **United States Design Patent**
Lion et al.

(10) **Patent No.:** **US D673,005 S**
(45) **Date of Patent:** **** Dec. 25, 2012**

(54) **COOKING IMPLEMENT**

(56) **References Cited**

(75) Inventors: **Mathieu Lion**, Paris (FR); **Elodie Brisset**, Paris (FR)

(73) Assignee: **Mastrad, S.A.**, Paris (FR)

(**) Term: **14 Years**

(21) Appl. No.: **29/416,300**

(22) Filed: **Mar. 20, 2012**

Related U.S. Application Data

(63) Continuation of application No. 29/390,230, filed on Apr. 21, 2011, now Pat. No. Des. 655,968.

(51) **LOC (9) Cl.** **07-02**

(52) **U.S. Cl.** **D7/359; D7/354; D7/409**

(58) **Field of Classification Search** D7/323, D7/329-331, 337, 339, 346-347, 350.1-350.4, D7/352-367, 38, 393, 395, 402, 409, 505, D7/538, 542-546, 552.1-552.2, 553.5-553.6, D7/554.3, 556, 584, 667; D9/425-429, 456, D9/756; 99/324-326, 331-332, 369, 372, 99/396, 400-419, 422-426, 444-450, 483; 126/37 R, 39 B, 41 R, 221, 261, 332, 378.1; 206/439, 457, 501-505, 507-511; 219/386, 219/400, 405, 429-442, 450.1, 620-624, 219/725-735; 426/107, 438, 441, 523-524

See application file for complete search history.

U.S. PATENT DOCUMENTS

D461,686	S	*	8/2002	Ping Liu	D7/584
D478,780	S	*	8/2003	Lugo et al.	D7/584
D557,982	S	*	12/2007	Ablo	D7/409
D636,218	S	*	4/2011	France et al.	D7/354
D641,216	S	*	7/2011	Chen	D7/667
D654,297	S	*	2/2012	Lion et al.	D7/323
D655,968	S	*	3/2012	Lion et al.	D7/323
8,203,107	B2	*	6/2012	Lion et al.	219/725
2001/0032843	A1	*	10/2001	Aronsson et al.	219/730
2003/0111463	A1	*	6/2003	Lai	219/728
2003/0218010	A1	*	11/2003	Jang et al.	219/730
2004/0234653	A1	*	11/2004	Cogley et al.	426/107
2009/0078125	A1	*	3/2009	Pawlick et al.	99/448

* cited by examiner

Primary Examiner — Ricky Pham

(74) *Attorney, Agent, or Firm* — Connolly Bove Lodge & Hutz LLP

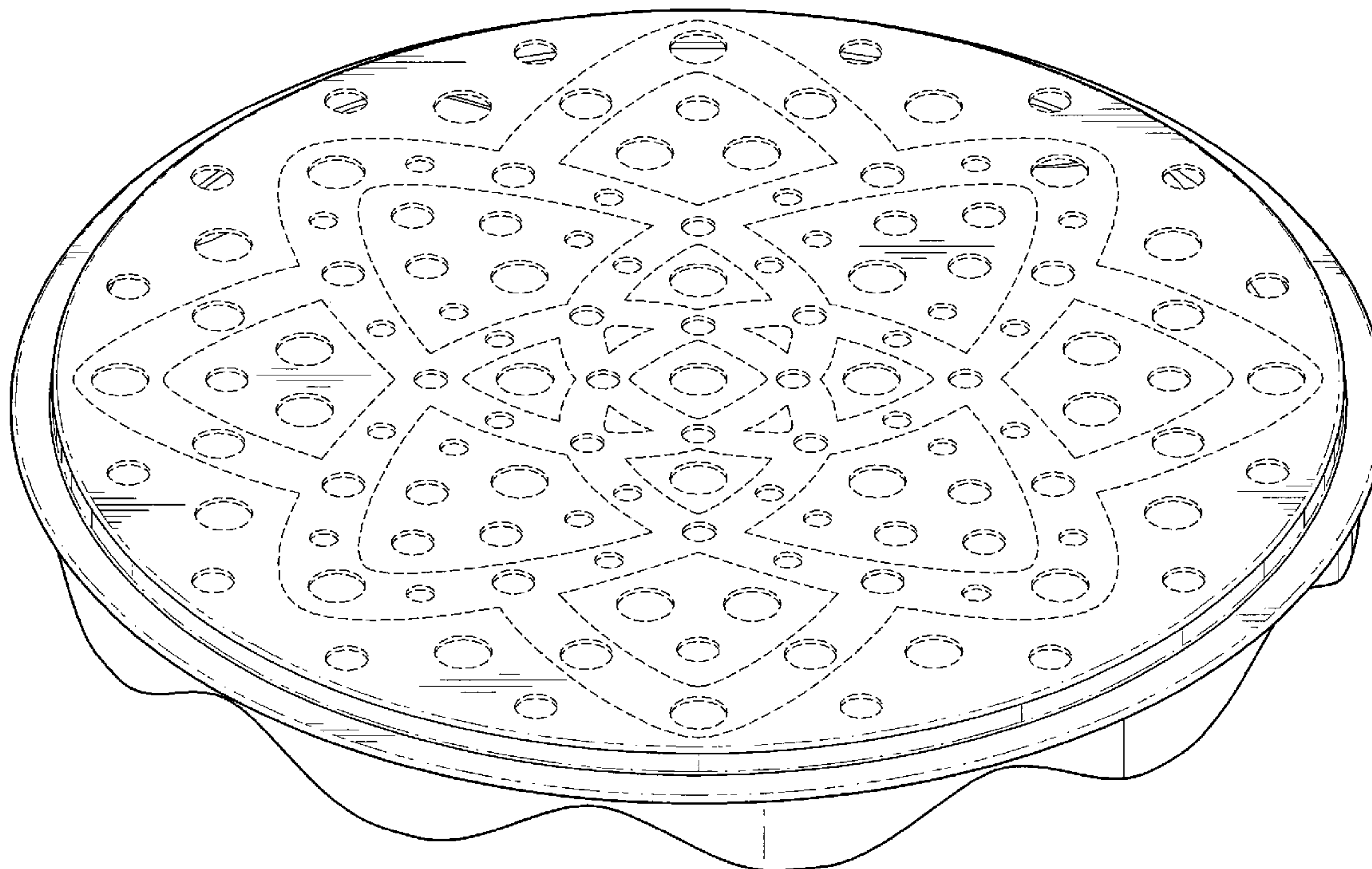
(57) **CLAIM**

The ornamental design for a cooking implement, as shown and described.

DESCRIPTION

FIG. 1 is a perspective view of the cooking implement; FIG. 2 is a top view of the cooking implement; FIG. 3 is a side view of the cooking implement; and, FIG. 4 is a bottom view of the cooking implement. The broken lines shown in the drawings are for illustrative purposes only and form no part of the claimed design.

1 Claim, 4 Drawing Sheets



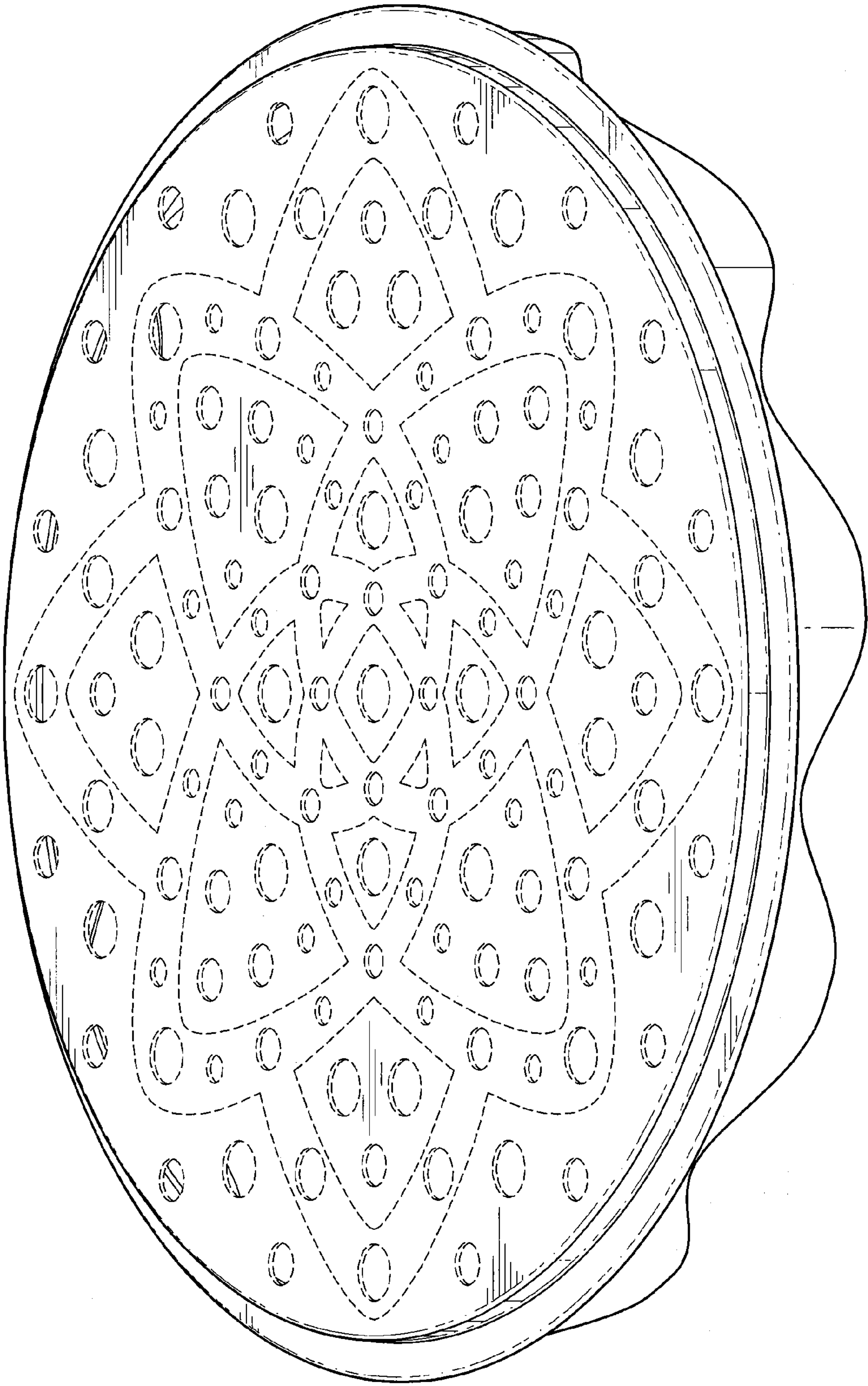


FIG. 1




FIG. 2

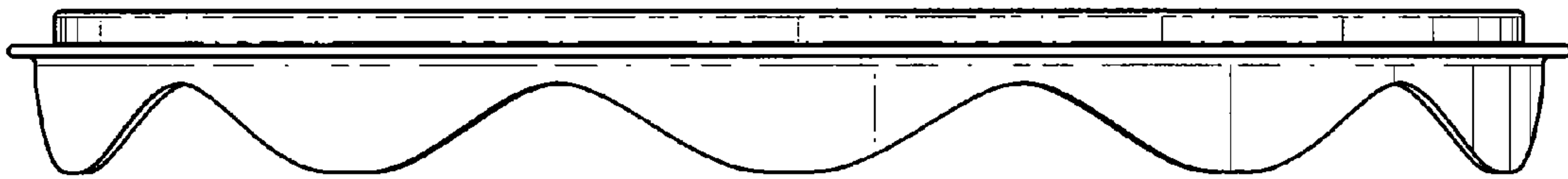


FIG. 3

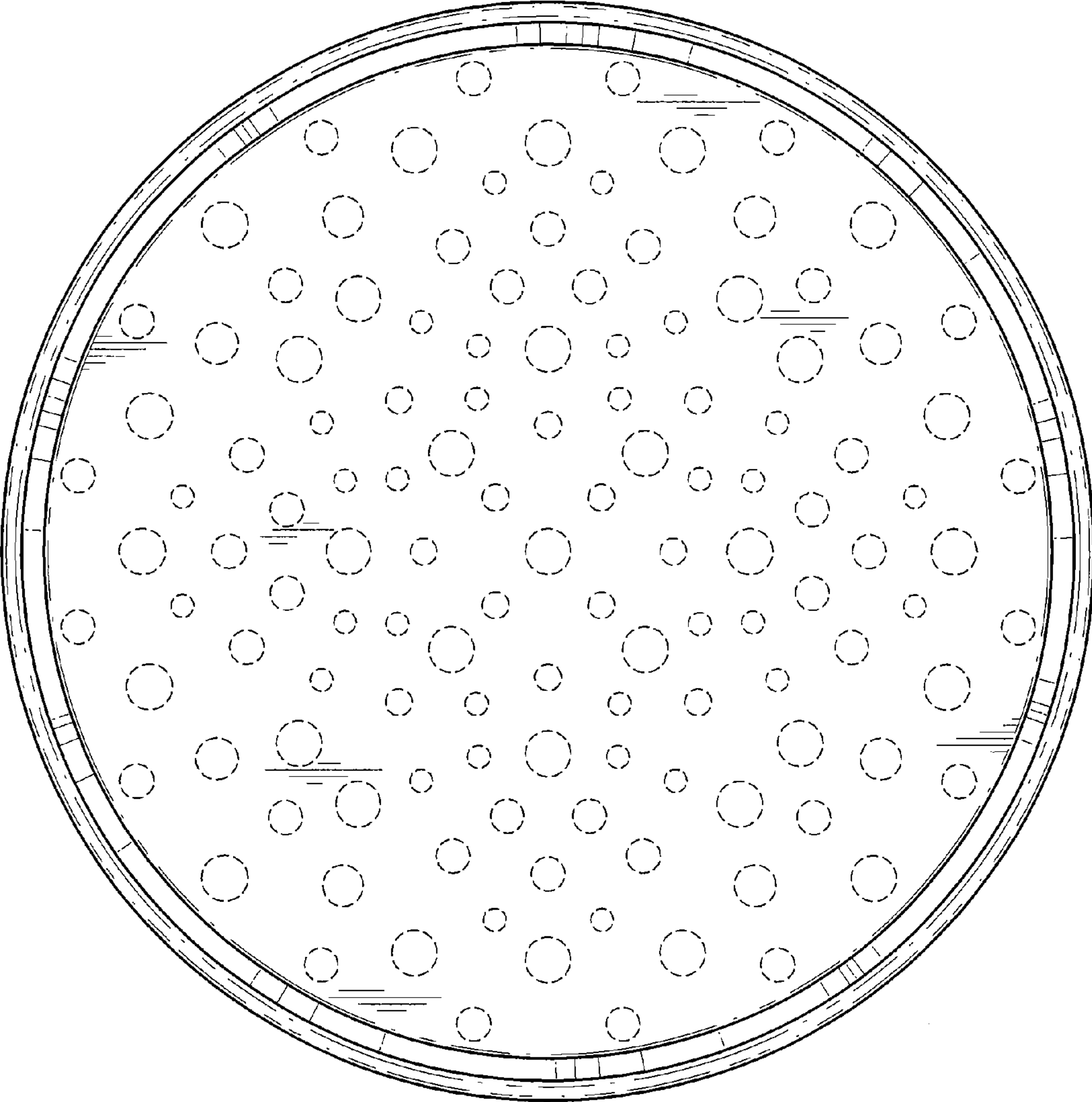


FIG. 4