



US00D673002S

(12) **United States Design Patent**
Hollinger

(10) **Patent No.:** **US D673,002 S**

(45) **Date of Patent:** **** Dec. 25, 2012**

(54) **FIRE HYDRANT SHAPED DOG BISCUIT BAKING TRAY**

(75) Inventor: **Fred Hollinger**, Monroe Township, NJ (US)

(73) Assignee: **E. Mishan & Sons, Inc.**, New York, NY (US)

(**) Term: **14 Years**

(21) Appl. No.: **29/423,446**

(22) Filed: **May 31, 2012**

(51) **LOC (9) Cl.** **07-02**

(52) **U.S. Cl.** **D7/357; D7/354; D7/359**

(58) **Field of Classification Search** D6/518;
D7/323, 329-331, 337, 339, 346-347, 350.1-350.4,
D7/352-367, 38, 393, 395, 402, 409, 505,
D7/538, 542-545, 552.1-552.2, 553.5-553.6,
D7/554.3, 556, 564, 624.1; D9/607, 669;
D15/90; D21/483; D30/129, 158, 146;
99/324-326, 331-332, 369, 372, 396, 400-419,
99/425-426, 444-450, 483; 126/37 R, 39 B,
126/41 R, 221, 261, 332, 378.1; 164/15;
206/439, 457, 501-505, 507-511; 219/386,
219/400, 405, 429-442, 450.1, 620-624,
219/725, 730-735; 249/70; 426/438, 441,
426/523-524

See application file for complete search history.

(56) **References Cited**

U.S. PATENT DOCUMENTS

2,756,567	A *	7/1956	Martin	249/70
D328,620	S *	8/1992	Maple	D21/483
5,373,889	A *	12/1994	Bouc et al.	164/15
D397,700	S *	9/1998	Rodgers	D15/90
D507,147	S *	7/2005	Land	D7/357
D507,451	S *	7/2005	Land	D7/357
D550,997	S *	9/2007	Edwards	D6/518
D640,564	S *	6/2011	Kerr et al.	D9/607
D648,594	S *	11/2011	Bray	D7/352
D659,547	S *	5/2012	Kerr et al.	D9/669

* cited by examiner

Primary Examiner — Ricky Pham

(74) *Attorney, Agent, or Firm* — Notaro, Michalos & Zaccaria P.C.

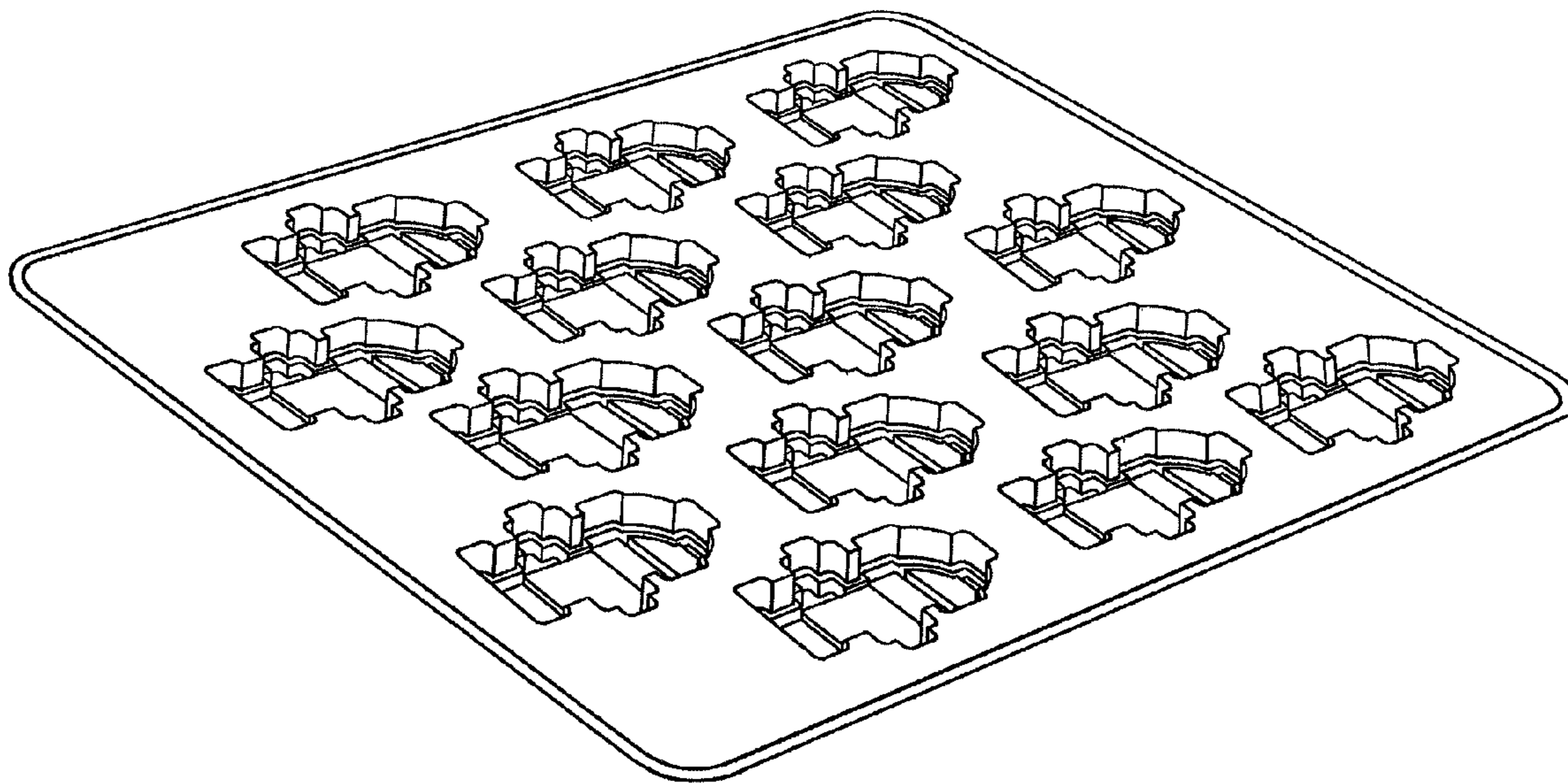
(57) **CLAIM**

The ornamental design for a fire hydrant shaped dog biscuit baking tray, as shown and described.

DESCRIPTION

FIG. 1 is a top perspective view of a fire hydrant shaped dog biscuit baking tray showing my new design therefor;
FIG. 2 is a top plan view thereof;
FIG. 3 is an end view thereof;
FIG. 4 is a side elevational view thereof, the opposite side being the same;
FIG. 5 is a bottom plan view thereof; and,
FIG. 6 is the opposite end view thereof.

1 Claim, 6 Drawing Sheets



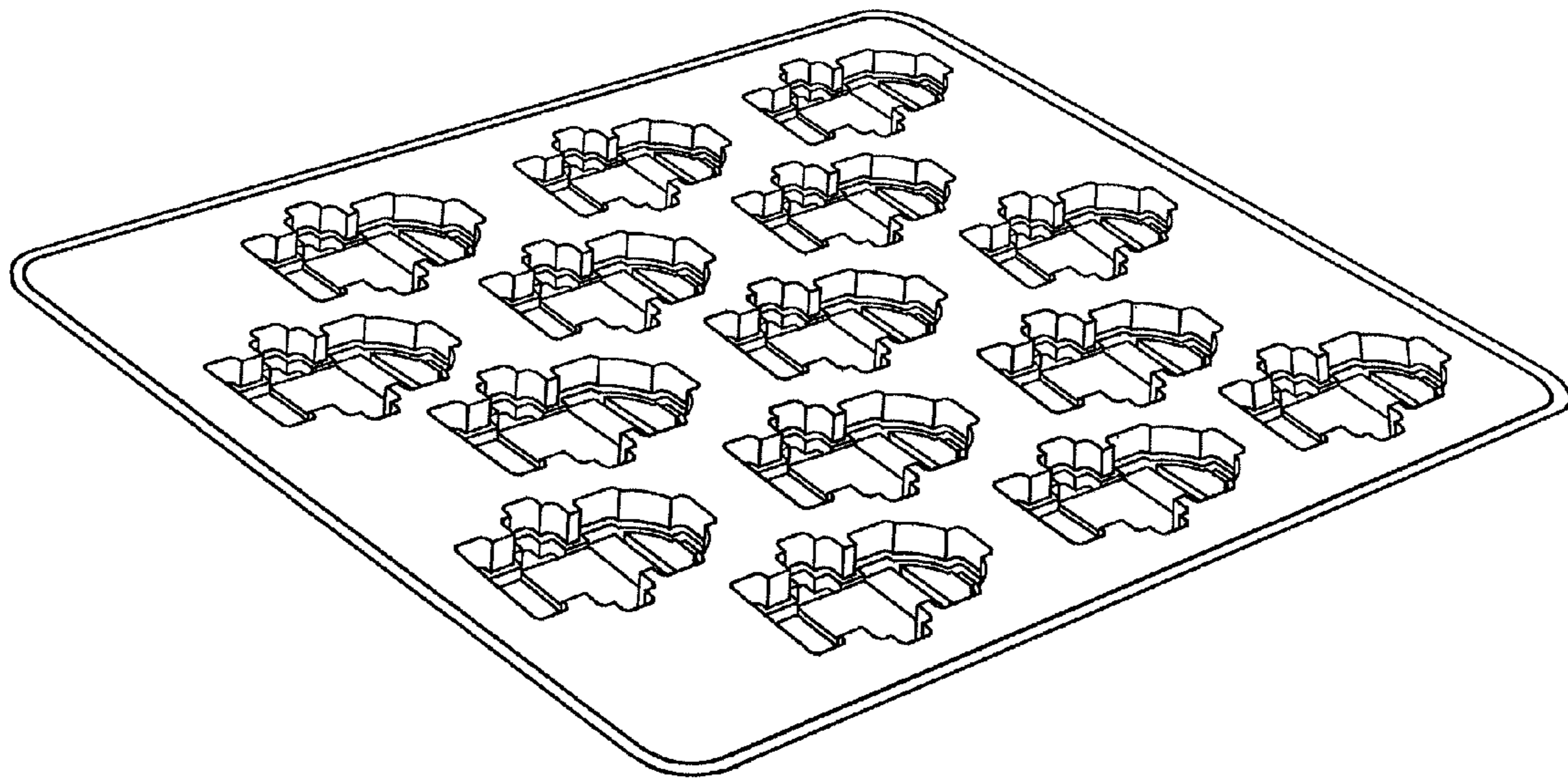


Figure 1

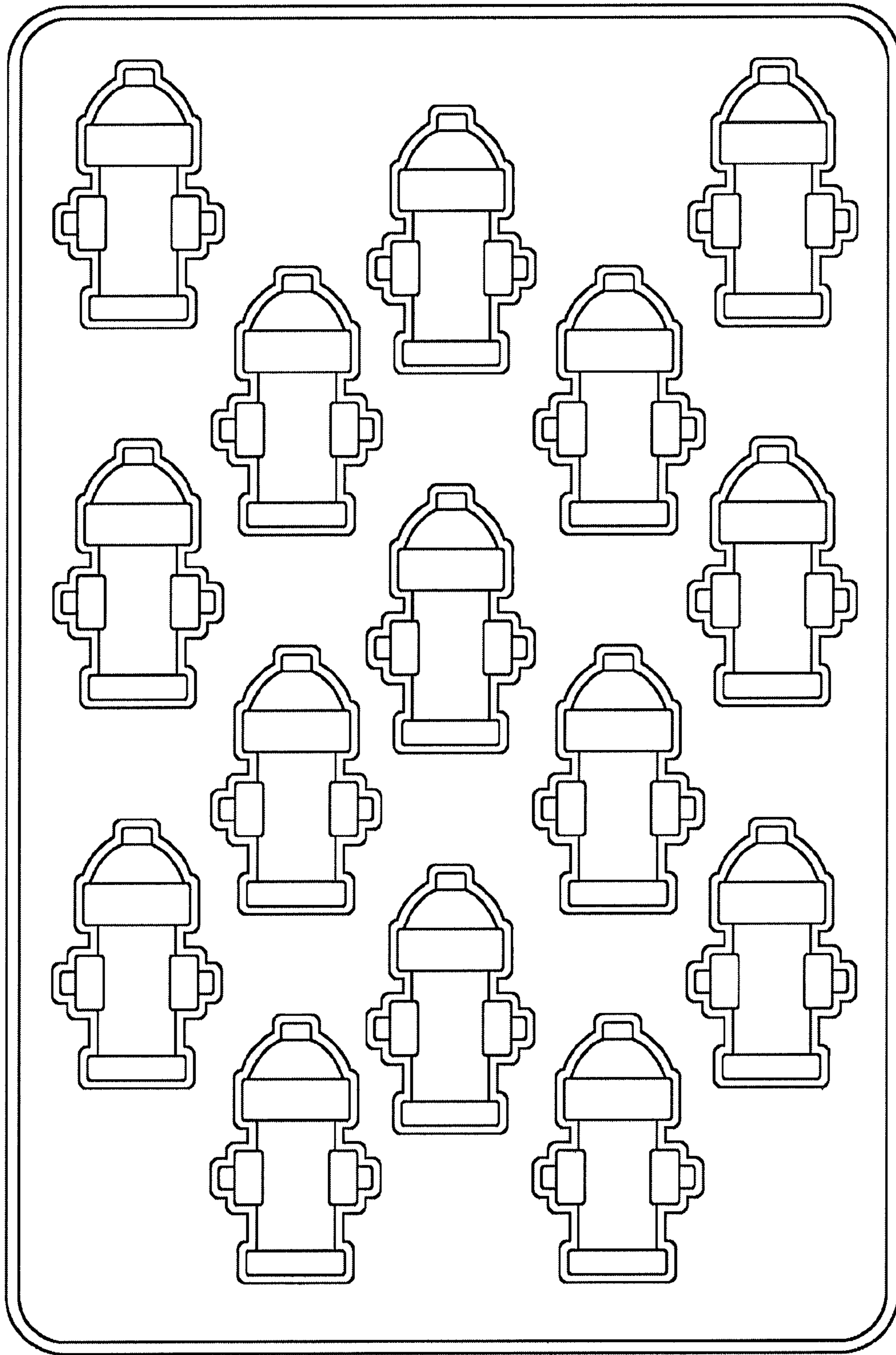


Figure 2



Figure 3



Figure 4

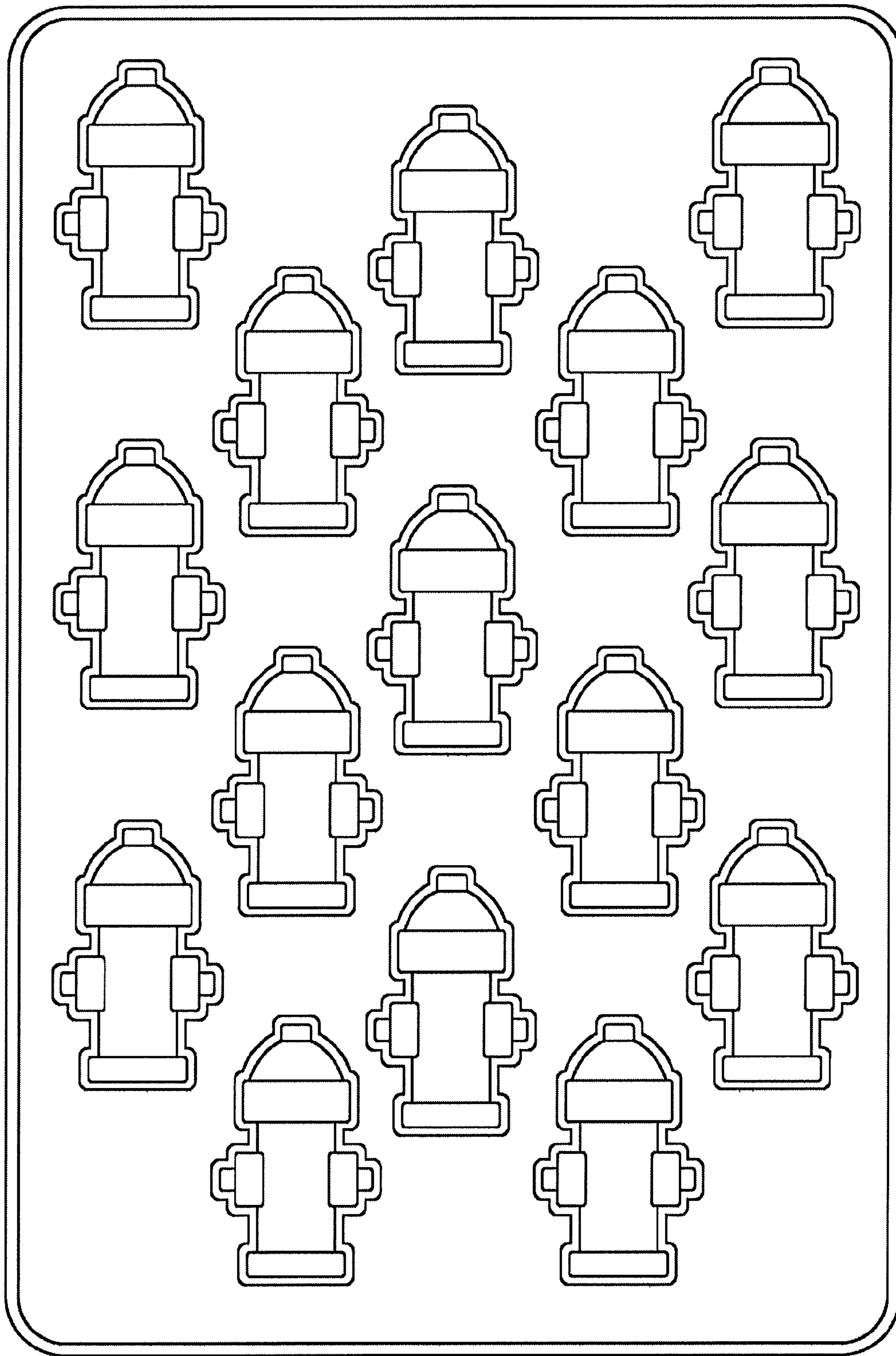


Figure 5

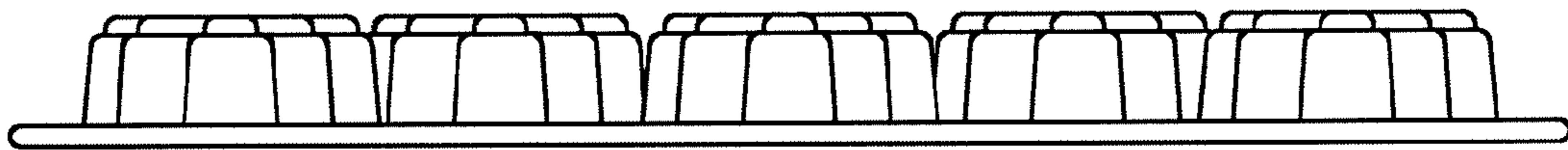


Figure 6