



US00D672981S

(12) **United States Design Patent**
Kubryk

(10) **Patent No.:** **US D672,981 S**

(45) **Date of Patent:** **** Dec. 25, 2012**

(54) **STACKING CHAIR**

D647,319 S * 10/2011 Kubryk D6/380
D649,805 S * 12/2011 Kubryk D6/380
D659,424 S * 5/2012 Gramza et al. D6/380

(76) Inventor: **Isaac Kubryk**, Lockeford, CA (US)

* cited by examiner

(**) Term: **14 Years**

Primary Examiner — Mimoso De

(21) Appl. No.: **29/395,752**

(74) *Attorney, Agent, or Firm* — Audrey A. Millemann;
Weintraub Tobin et al.

(22) Filed: **Mar. 22, 2012**

(51) **LOC (9) Cl.** **06-01**

(52) **U.S. Cl.** **D6/374**

(58) **Field of Classification Search** D6/334–336,
D6/371–373, 374, 375, 376, 379, 380, 500–502;
297/239, 445.1, 446.1, 448.1, 451.1, 452.38,
297/452.48

See application file for complete search history.

(57) **CLAIM**

The ornamental design for a stacking chair, as shown and described.

DESCRIPTION

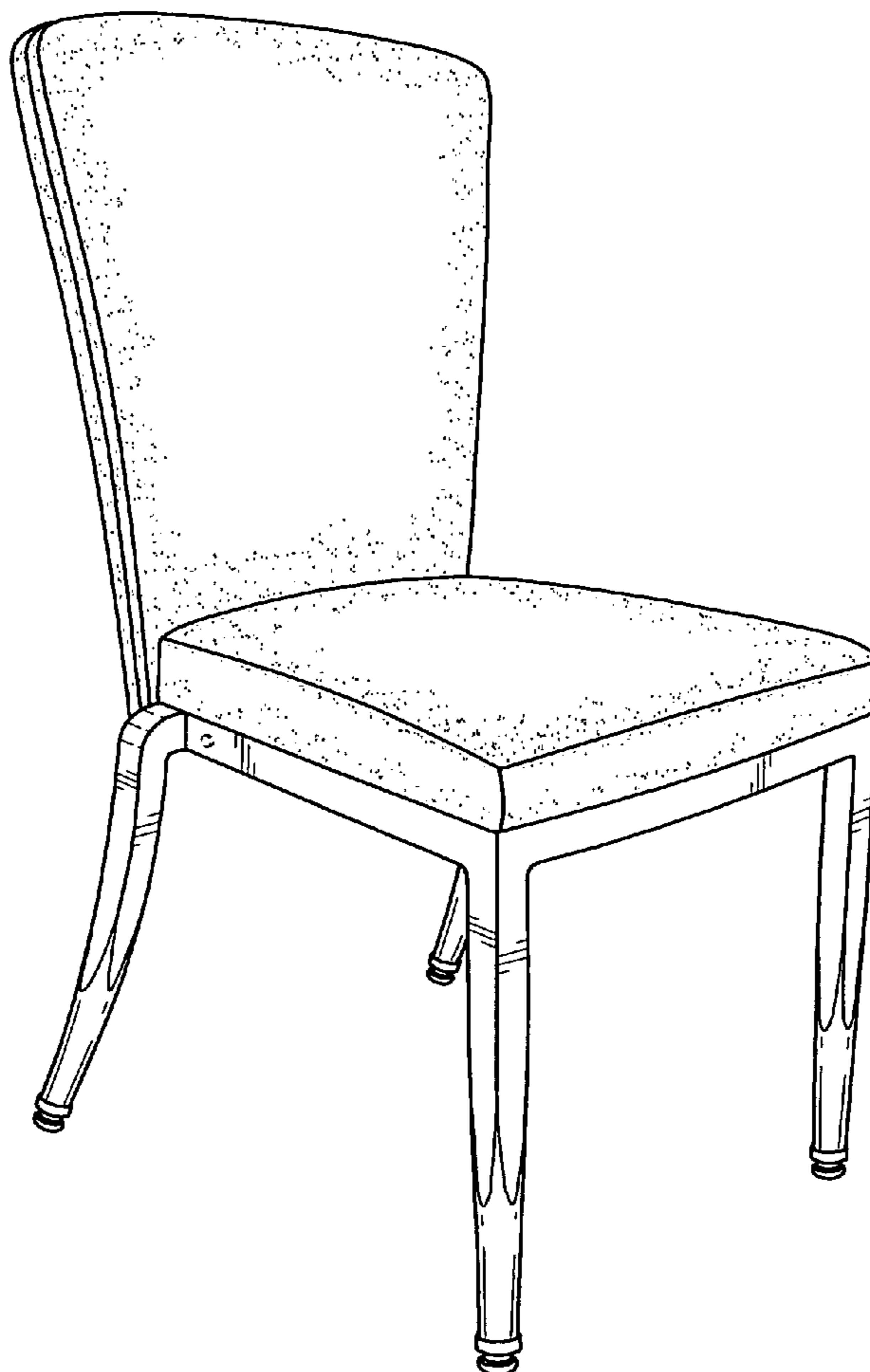
FIG. 1 is a perspective view of a stacking chair, looking toward the right front corner, showing my new design; FIG. 2 is a front view thereof; FIG. 3 is a back view thereof; FIG. 4 is a right side view thereof; FIG. 5 is a top view thereof; and, FIG. 6 is a bottom view thereof.

(56) **References Cited**

U.S. PATENT DOCUMENTS

D503,288 S * 3/2005 Domack D6/334
7,052,083 B2 * 5/2006 Peitz et al. 297/239
D593,336 S * 6/2009 Ciani et al. D6/374

1 Claim, 5 Drawing Sheets



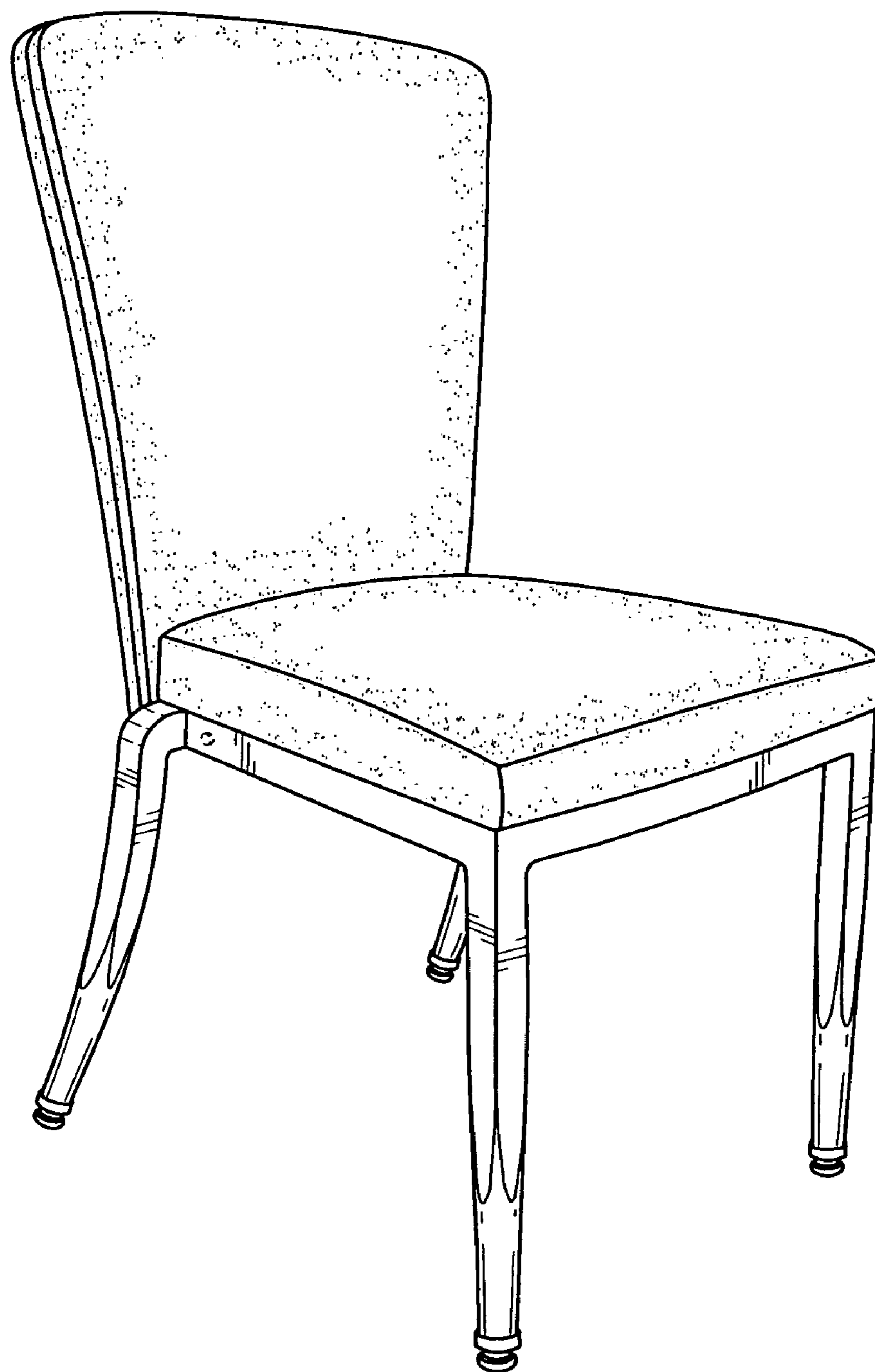


FIG. 1




FIG. 2




FIG. 3

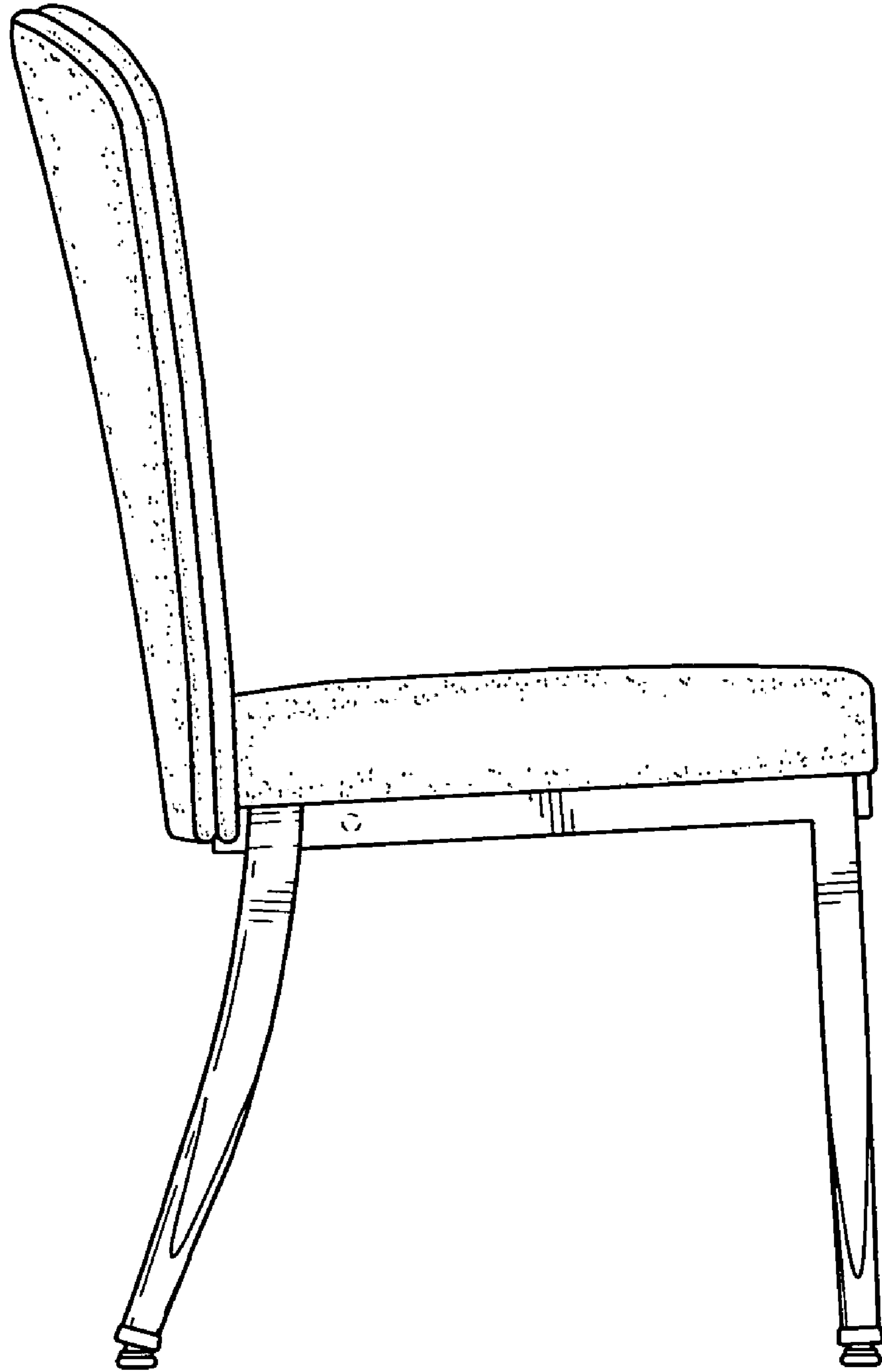


FIG. 4




FIG. 5




FIG. 6