



US00D672978S

(12) **United States Design Patent**
Orackova

(10) **Patent No.:** **US D672,978 S**

(45) **Date of Patent:** **** Dec. 25, 2012**

(54) **FOOT CHAIR**

(76) **Inventor:** **Magdalena Orackova**, Morristown, NJ
(US)

(**) **Term:** **14 Years**

(21) **Appl. No.:** **29/395,108**

(22) **Filed:** **Nov. 23, 2011**

(51) **LOC (9) Cl.** **06-01**

(52) **U.S. Cl.** **D6/349**

(58) **Field of Classification Search** D6/335,
D6/340, 349-355, 495, 500-502; 297/16.1,
297/175, 187, 195.1, 423.1, 423.11, 423.14,
297/423.16, 461, 462

See application file for complete search history.

(56) **References Cited**

U.S. PATENT DOCUMENTS

3,338,190 A * 8/1967 Hammond 108/156
D237,025 S * 10/1975 Null D6/349
D244,107 S * 4/1977 Zola D6/352

D424,837 S * 5/2000 Hazen et al. D6/480
D459,598 S * 7/2002 Andersen et al. D6/349
D461,965 S * 8/2002 Stokes D6/349

* cited by examiner

Primary Examiner — Sandra Snapp

(74) *Attorney, Agent, or Firm* — Horst M. Kasper

(57) **CLAIM**

The ornamental design for a foot chair, as shown and described.

DESCRIPTION

FIG. 1 is a top plan view of the design of a foot chair, FIG. 2 is a bottom plan view thereof; FIG. 3 is a front elevational view thereof; a rear elevational view is identical to the front elevational view; FIG. 4 is a right side elevational view thereof; a left side elevational view is identical to the right side elevational view; and, FIG. 5 is a perspective view thereof.

1 Claim, 4 Drawing Sheets






Fig.1

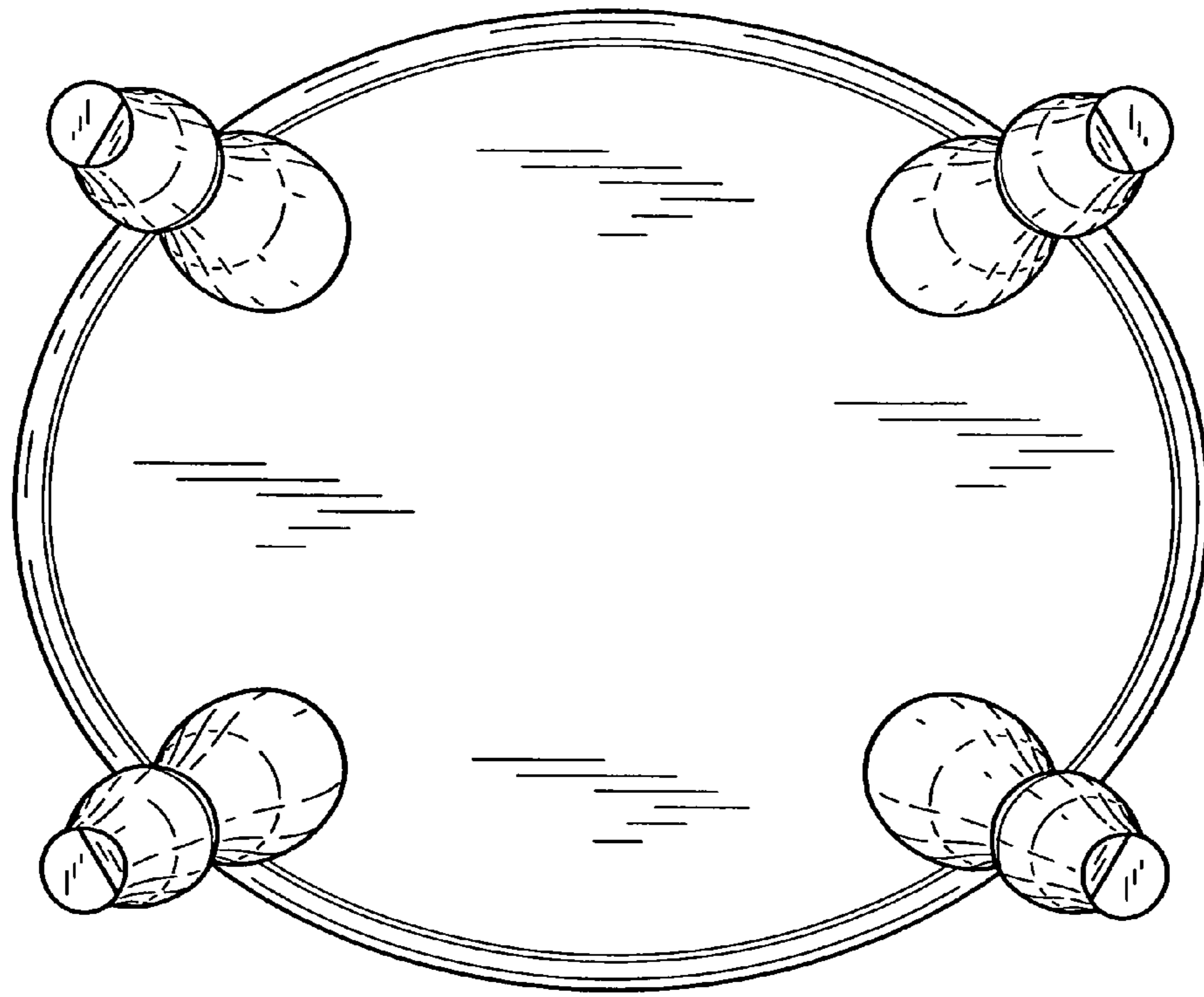


Fig.2

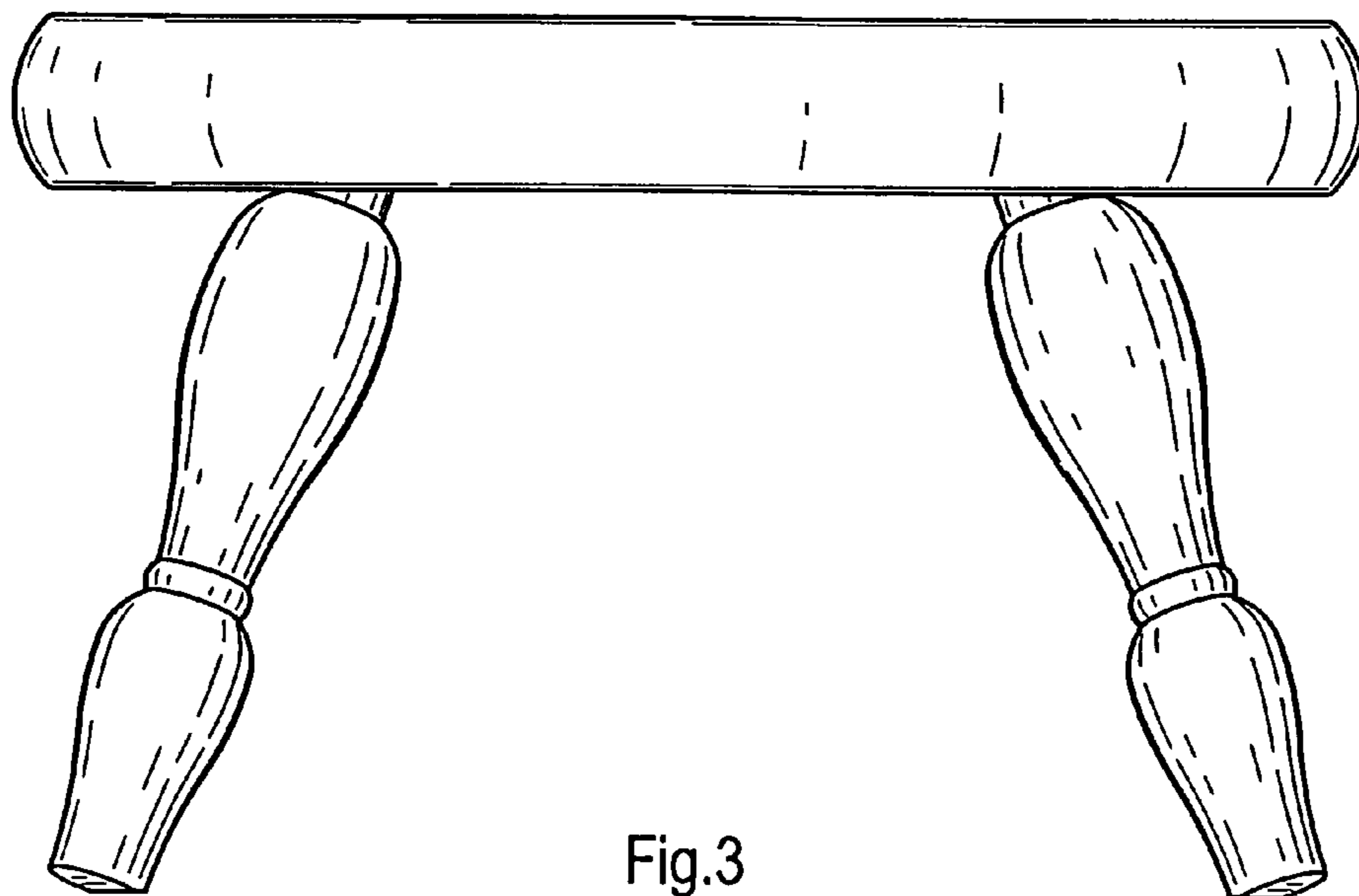


Fig.3




Fig.4

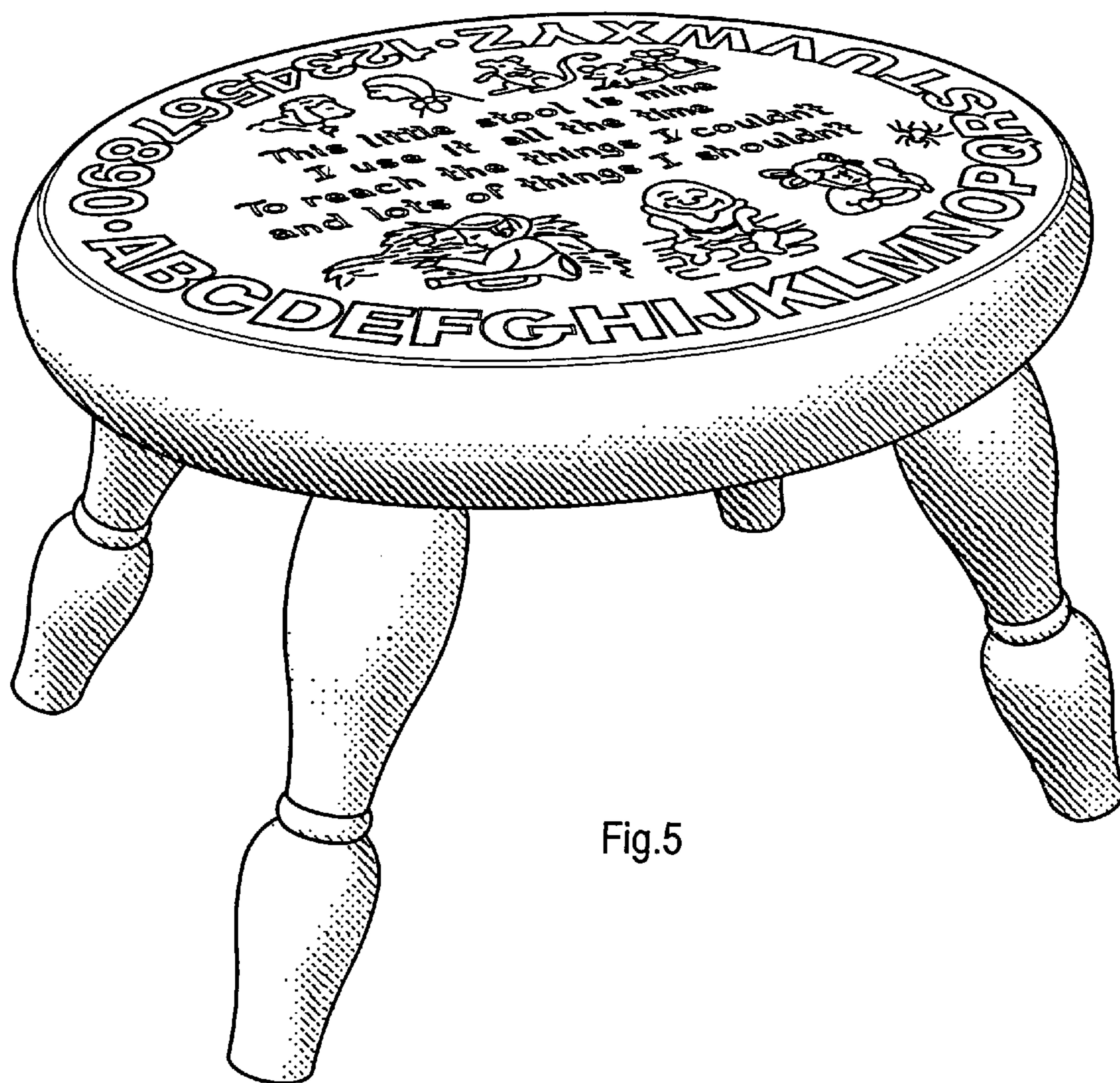


Fig.5