



US00D672976S

(12) **United States Design Patent**  
**Migeon**

(10) **Patent No.:** **US D672,976 S**  
(45) **Date of Patent:** **\*\* Dec. 25, 2012**

(54) **COMBINATION SEATING MODULE AND STORAGE CABINET**

**DESCRIPTION**

(76) Inventor: **Nicole Migeon**, New York, NY (US)

(\*\*) Term: **14 Years**

(21) Appl. No.: **29/359,316**

(22) Filed: **Apr. 8, 2010**

(51) **LOC (9) Cl.** ..... **06-01**

(52) **U.S. Cl.** ..... **D6/336**

(58) **Field of Classification Search** ..... D6/334,  
D6/335, 337, 349, 353, 380, 381, 500–502;  
5/12.1, 12.2; 297/14, 43, 44, 118, 140, 245,  
297/300.1, 311, 353, 354.1, 445.1, 446.1,  
297/446.2, 447.4, 465, 900, DIG. 2, DIG. 7

See application file for complete search history.

(56) **References Cited**

**U.S. PATENT DOCUMENTS**

D155,624 S *	10/1949	Pahlmann	.....	D6/336
D189,620 S *	1/1961	Gershun	.....	D6/336
D189,621 S *	1/1961	Gershun	.....	D6/336
D189,622 S *	1/1961	Gershun	.....	D6/336
2,981,313 A *	4/1961	Odell	.....	297/135
D190,904 S *	7/1961	Kasparian	.....	D6/336
D194,684 S *	2/1963	Gershun	.....	D6/336
D194,685 S *	2/1963	Gershun	.....	D6/336

(Continued)

*Primary Examiner* — Sandra Snapp

(74) *Attorney, Agent, or Firm* — Frank J. DeRosa; Frommer Lawrence & Haug LLP

(57) **CLAIM**

I claim the design for a combination seating module and storage cabinet, as shown and described.

FIG. 1 is a front elevation view of an embodiment of a combination seating module and storage cabinet according to a first embodiment of my new design;

FIG. 2 is a top plan view thereof;

FIG. 3 is a rear elevation view thereof;

FIG. 4 is a left side elevation view thereof, the right side elevation view being the same as the left side elevation view;

FIGS. 5 and 6 are front and rear elevation views of another embodiment of my design having drawer configurations that differ from those of the first embodiment, and in which the left and right side elevation views are the same as the left side elevation view of FIG. 4;

FIGS. 7 and 8 are front and rear elevation views of another embodiment of my design with drawer configurations and a seating cushion shown in each figure in broken lines for illustrative purposes only and forming no part of this embodiment of the claimed design;

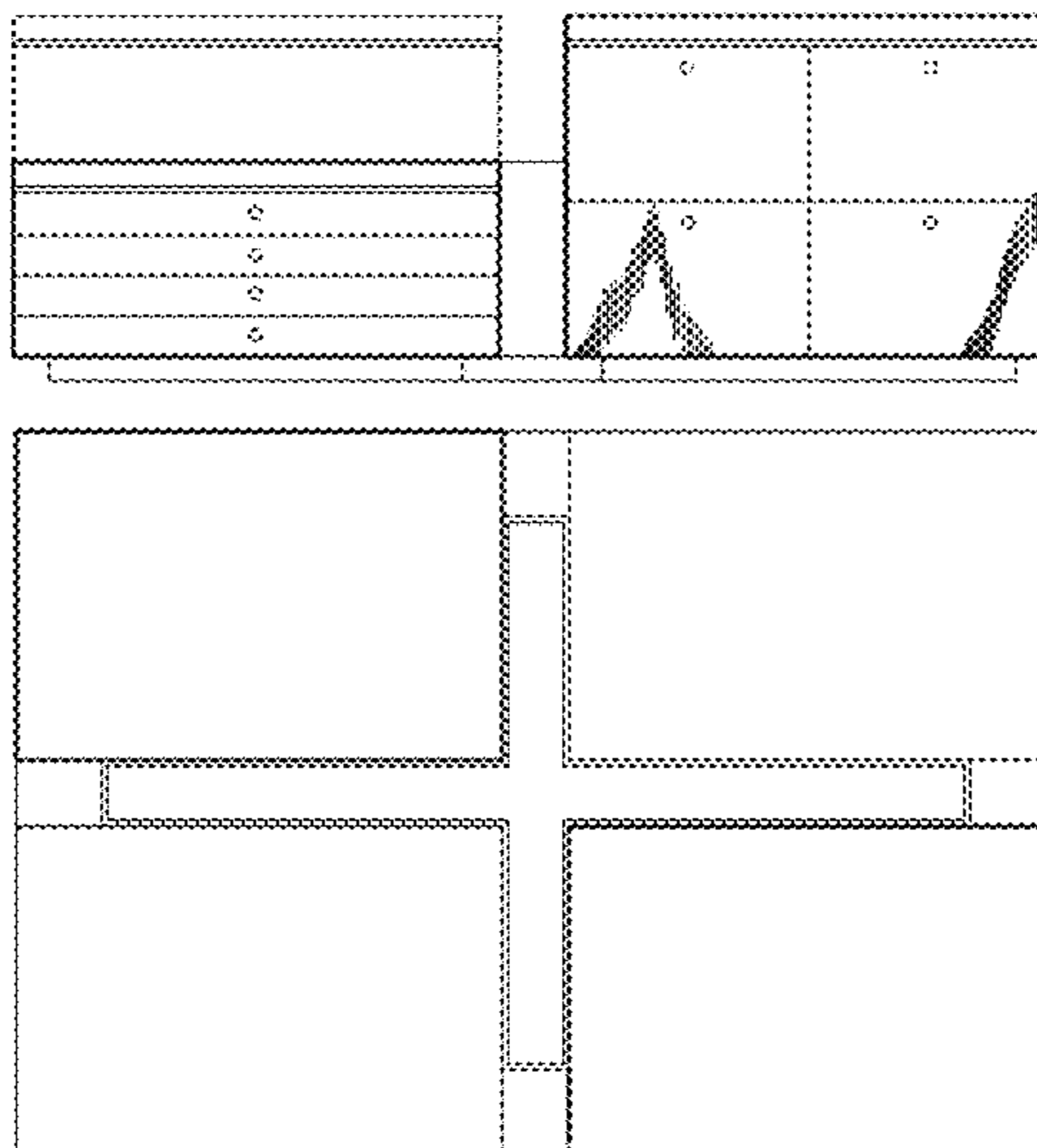
FIG. 9 is a left side elevation view of the embodiment depicted in FIGS. 7 and 8 with a seating cushion shown in broken lines for illustrative purposes only and forming no part of this embodiment of the claimed design, the right side elevation view being the same as the left side elevation view; and,

FIG. 10 is a top plan view of the embodiment depicted in FIGS. 7 and 8 with seating cushions shown in broken lines for illustrative purposes only and forming no part of this embodiment of the claimed design.

The design as embodied in the depicted embodiments has a bottom that is unornamented and a view thereof is omitted from the specification.

The dotted lines in FIGS. 7-10 are intended to indicate drawer configurations and seating cushion configurations for illustrative purposes only and form no part of the claimed design.

**1 Claim, 5 Drawing Sheets**



# US D672,976 S

Page 2

---

## U.S. PATENT DOCUMENTS

3,127,216	A	*	3/1964	Clouse	.....	297/134			
3,423,772	A	*	1/1969	Mainguy	.....	5/2.1			
D219,143	S	*	11/1970	Chapin	.....	D6/336			
D262,921	S	*	2/1982	Poole	.....	D6/336			
D265,952	S	*	8/1982	Theodore	.....	D6/336			
D266,023	S	*	8/1982	McLachlan	.....	D24/183			
D274,581	S	*	7/1984	Gallock	.....	D6/336			
D293,632	S	*	1/1988	Capocasa	.....	D6/336			
D312,001	S	*	11/1990	Synarski et al.	.....	D6/336			
D411,688	S	*	6/1999	Horton	.....	D6/336			
D427,788	S	*	7/2000	Paul	.....	D6/336			
D483,190	S	*	12/2003	Richardson	.....	D6/336			
D484,709	S	*	1/2004	Cronk et al.	.....	D6/336			
D502,023	S	*	2/2005	Anderson et al.	.....	D6/440			

\* cited by examiner

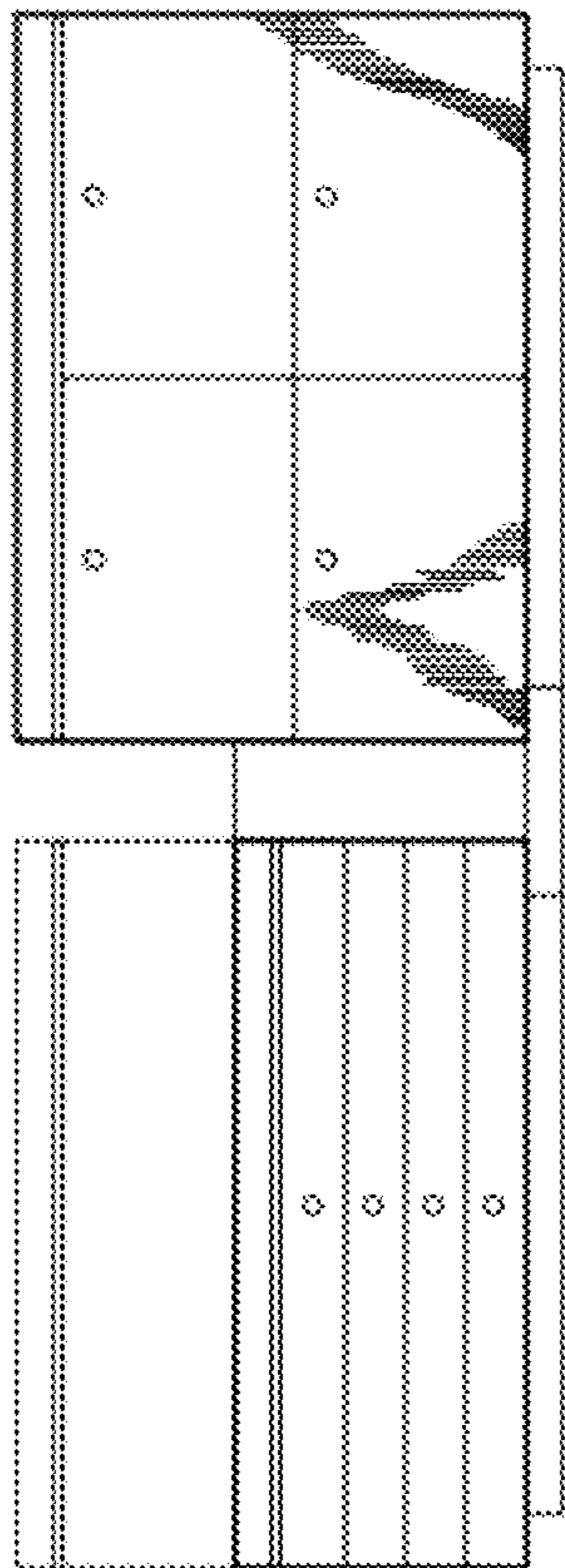


FIG. 1

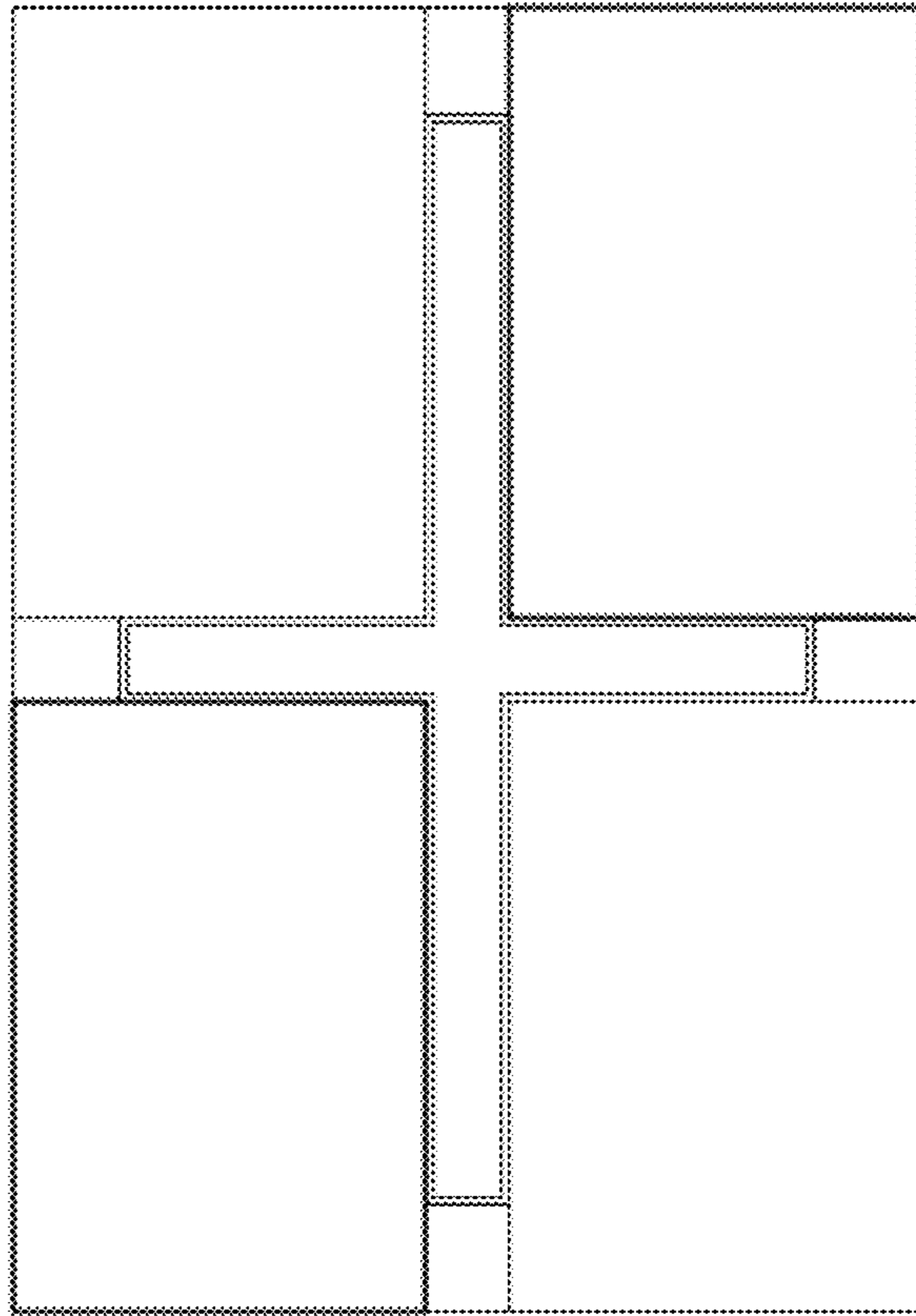


FIG. 2

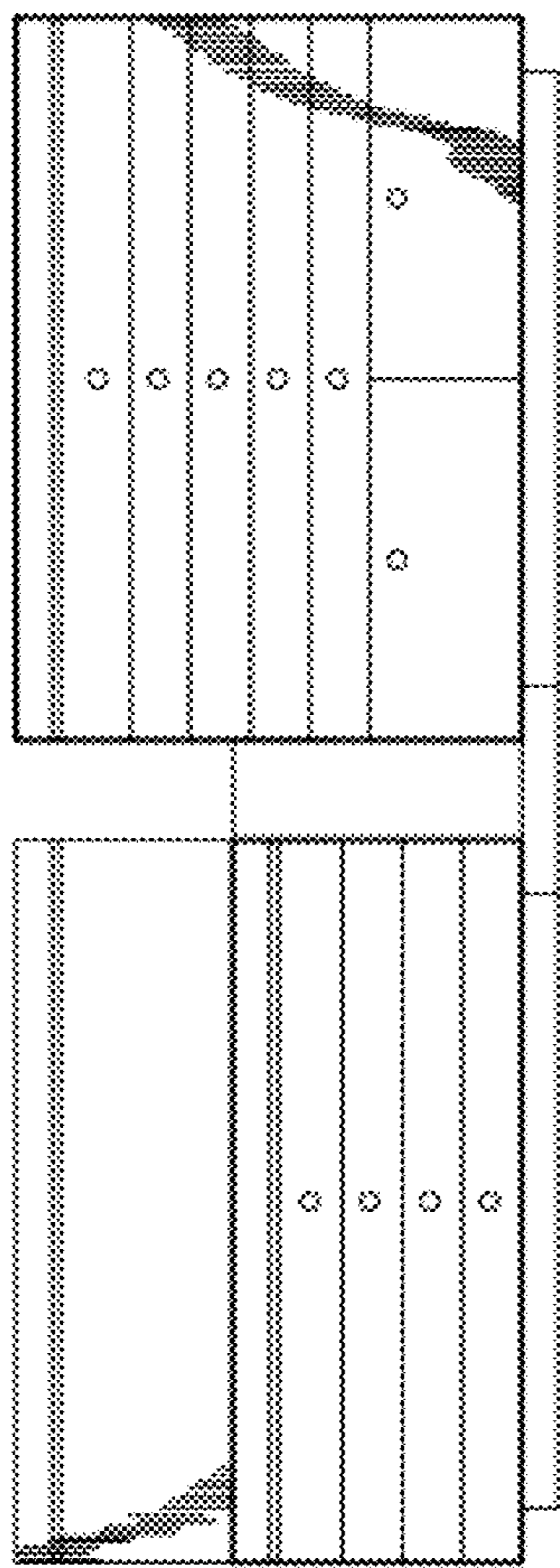


FIG. 3

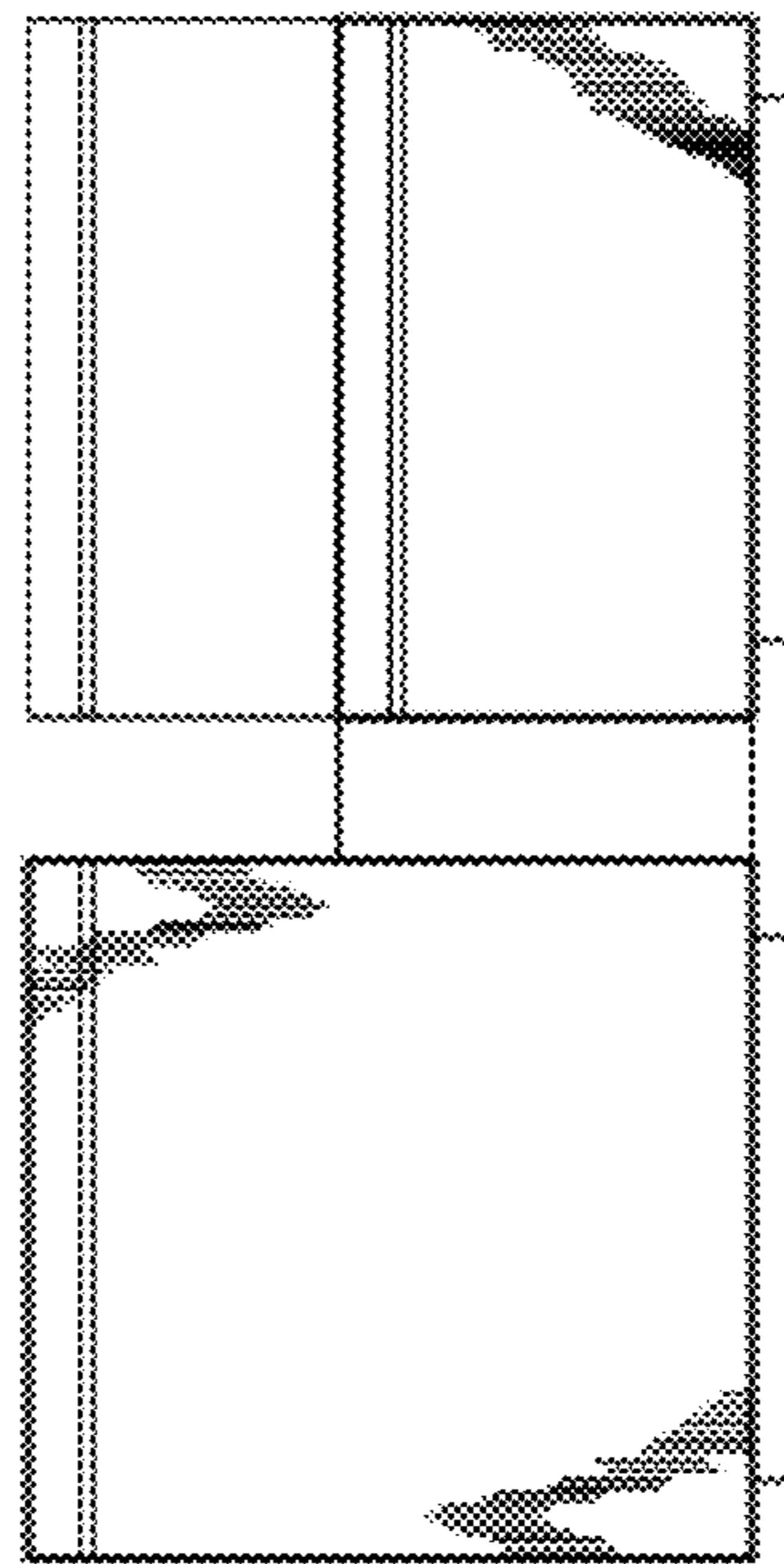


FIG. 4

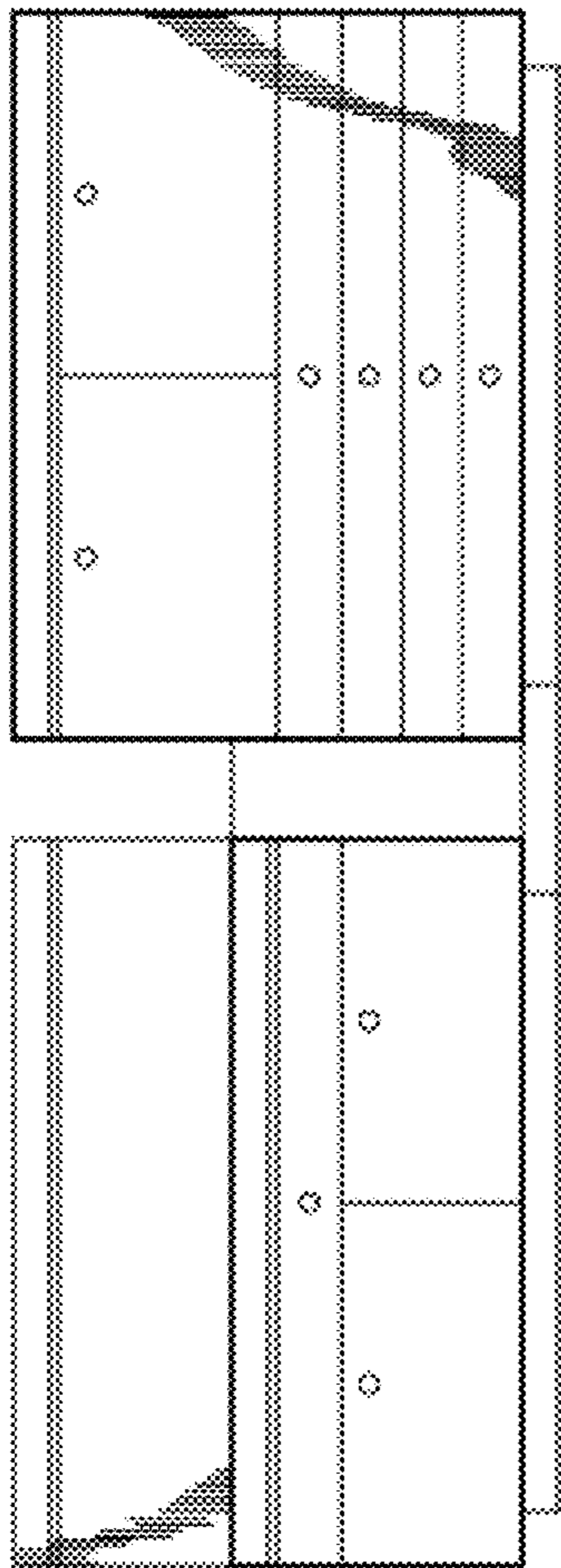


FIG. 5

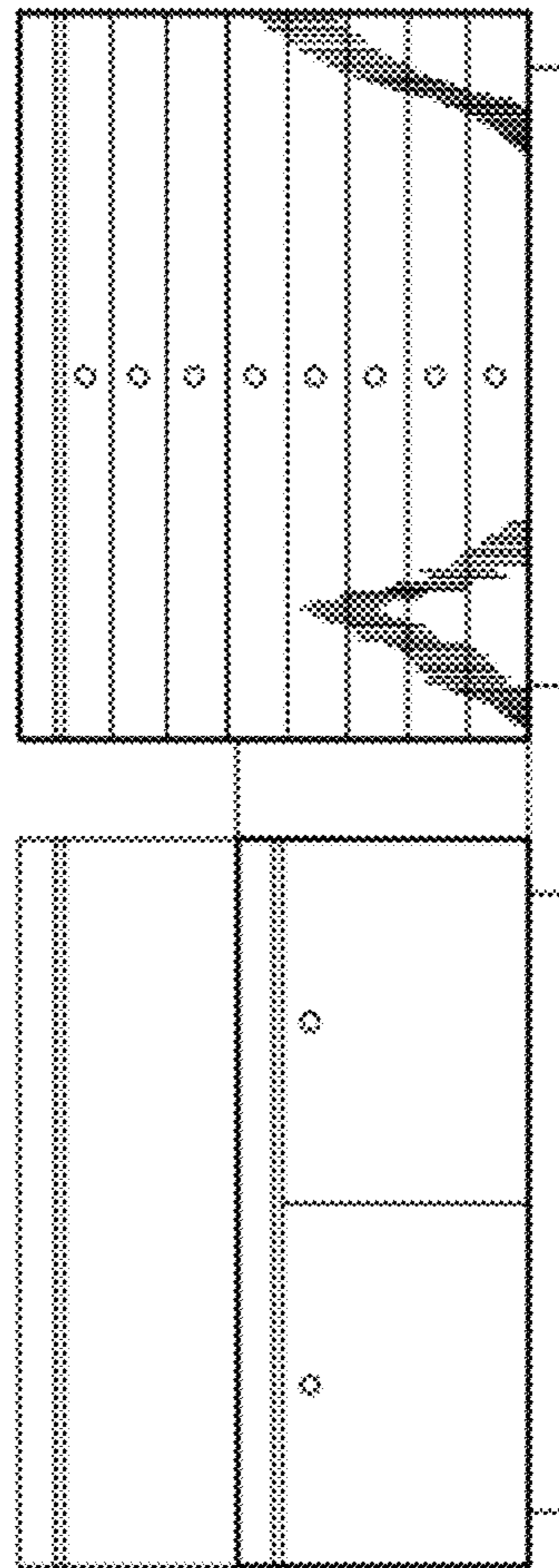


FIG. 6

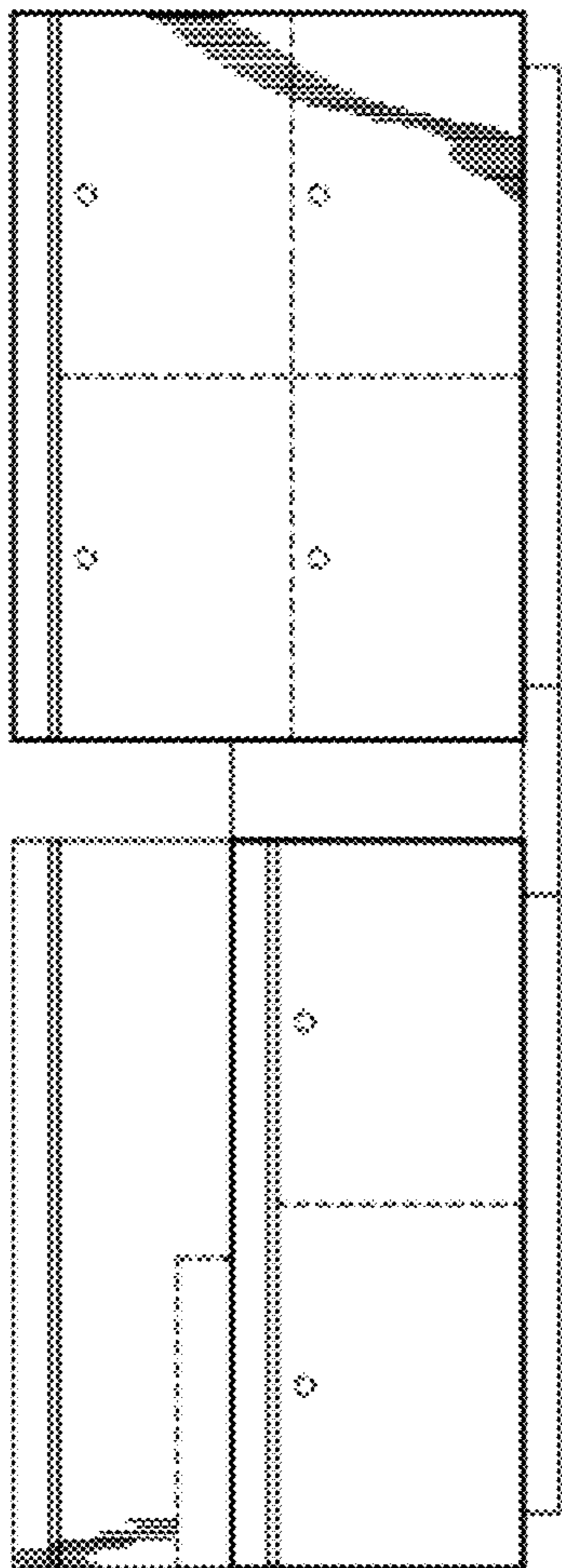


FIG. 7

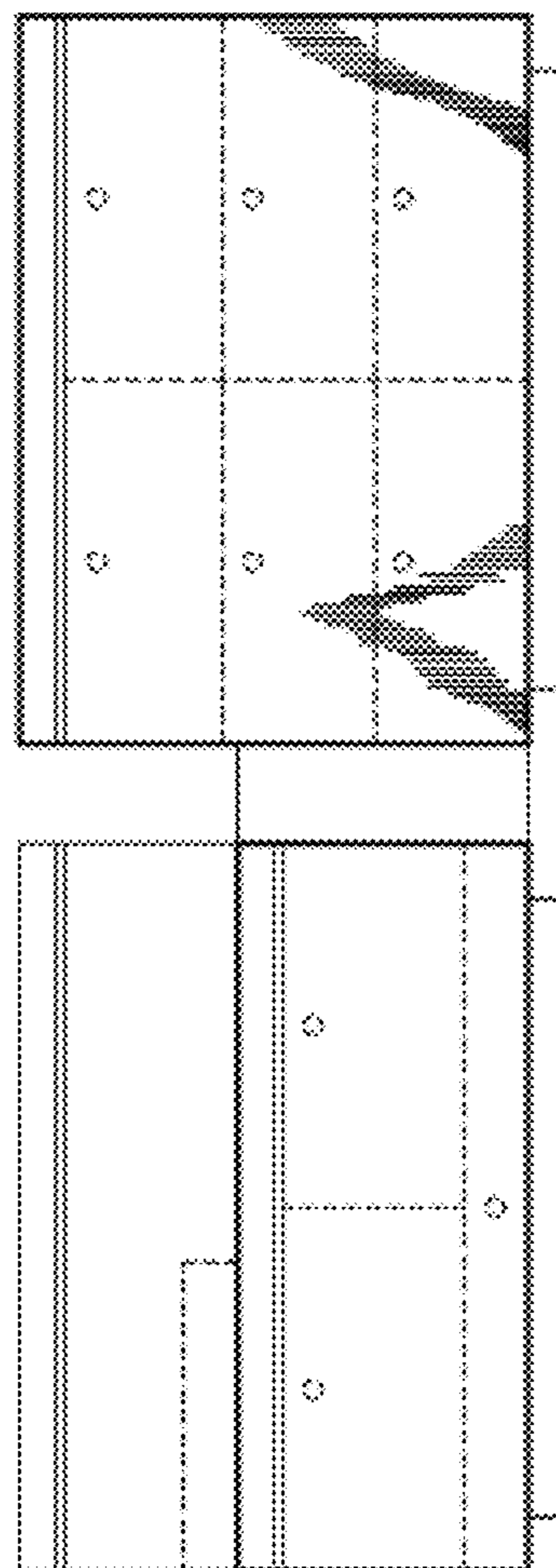


FIG. 8

FIG. 9

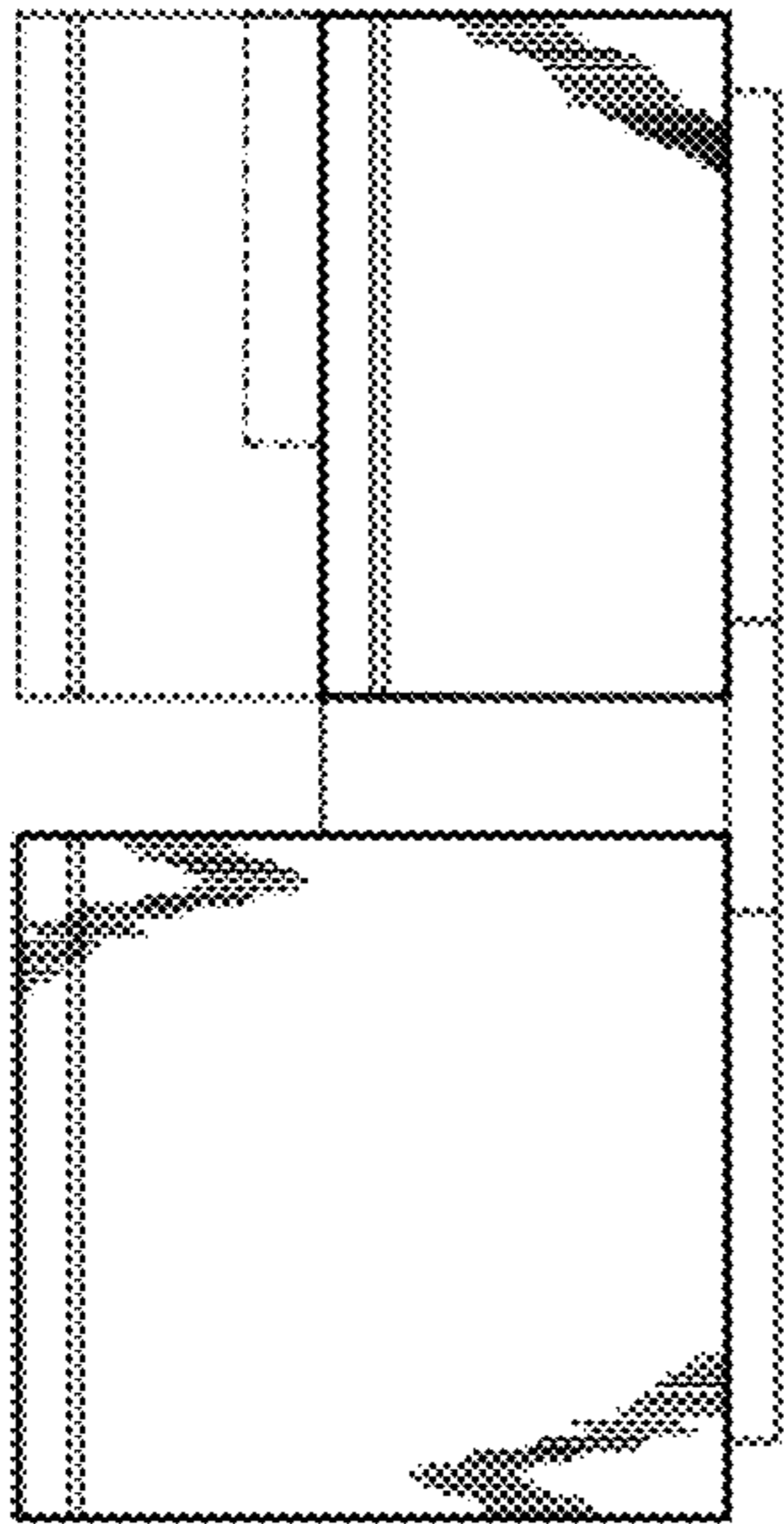


FIG. 10

