



US00D672969S

(12) **United States Design Patent**
Laird et al.

(10) **Patent No.:** **US D672,969 S**
(45) **Date of Patent:** **** Dec. 25, 2012**

(54) **TEXTILE FABRIC**

(75) Inventors: **Trey Laird**, New York, NY (US);
Melina Kok, New York, NY (US)

(73) Assignee: **Karl Lagerfeld B.V.**, Amsterdam (NL)

(**) Term: **14 Years**

(21) Appl. No.: **29/407,555**

(22) Filed: **Nov. 30, 2011**

(30) **Foreign Application Priority Data**

May 30, 2011 (WO) DM/076 459

(51) **LOC (9) Cl.** **05-05**

(52) **U.S. Cl.** **D5/59; D5/27**

(58) **Field of Classification Search** D5/4, 7,
D5/11, 43, 47, 50, 53-57, 61-63, 99, 5, 27,
D5/30, 59; D6/582, 602, 612, 613, 617,
D6/622; D24/124-126; D32/40; 4/581;
5/402, 490, 495; 15/208, 215; 112/401,
112/402; 139/383 B, 383 R, 416, 420 B,
139/420 R, 428; 162/111, 116, 134, 140,
162/416; 245/2; 428/32, 37, 39, 57, 66.5,
428/79, 85, 181, 221, 542.6; 442/181, 320,
442/327; 604/385.01; D14/489; D18/24;
D20/11

See application file for complete search history.

(56) **References Cited**

U.S. PATENT DOCUMENTS

D69,596	S	*	3/1926	Knight	D5/62
D76,532	S	*	10/1928	Glendon, Jr.	D5/56
D84,340	S	*	6/1931	Herrold	D5/59
D88,052	S	*	10/1932	Willheim	D5/62
D99,938	S	*	6/1936	Hafner	D5/47
D110,345	S	*	7/1938	Dunn et al.	D5/55
D137,379	S	*	2/1944	Muller et al.	D5/30
D154,179	S	*	6/1949	Ryan	D6/582
D162,301	S	*	3/1951	Hibbard	D5/60
D305,482	S	*	1/1990	Utili	D5/27
D455,563	S	*	4/2002	Giombini	D5/56
D631,262	S	*	1/2011	Evans	D5/56
2004/0035489	A1	*	2/2004	Thiriot	139/420 R

* cited by examiner

Primary Examiner — Karen S Acker

(74) *Attorney, Agent, or Firm* — Daniel I. Hwang; Pattishall, McAuliffe, Newbury, Hillard & Geraldson, LLP


(57) **CLAIM**

The ornamental design for a textile fabric, as shown and described.

DESCRIPTION

FIG. 1 is a plan view of a textile fabric showing our new design in an environment of use; and, FIG. 2 is a plan view of the textile fabric. The broken line perimeter surrounding the design indicates the boundaries of the claim and forms no part thereof. The broken lines in FIG. 1 represent environmental subject matter and form no part of the claimed design.

1 Claim, 2 Drawing Sheets






FIG. 1




FIG. 2