

US00D672951S

(12) **United States Design Patent**
Boone et al.

(10) **Patent No.:** **US D672,951 S**
(45) **Date of Patent:** **** Dec. 25, 2012**

(54) **BAG**
(75) Inventors: **Chelsea R. Boone**, Minneapolis, MN
(US); **Elizabeth C. Kern**, Minneapolis,
MN (US)
(73) Assignee: **Target Brands, Inc.**, Minneapolis, MN
(US)

D572,472 S * 7/2008 Saconay-Duhart D3/246
D587,010 S * 2/2009 Deck D3/246
2006/0043135 A1 3/2006 Lindsey
2006/0090975 A1 5/2006 Brock et al.
2008/0197756 A1 8/2008 Macias et al.
2009/0114690 A1 5/2009 Landay
2009/0276957 A1 11/2009 Boitet-Ball
2009/0320516 A1 12/2009 Kanagaki

(**) Term: **14 Years**

(21) Appl. No.: **29/402,137**

(22) Filed: **Sep. 21, 2011**

(51) **LOC (9) Cl.** **03-01**

(52) **U.S. Cl.** **D3/245**

(58) **Field of Classification Search** D3/232–233,
D3/240–246; 150/100, 103–110, 113–114,
150/117–119

See application file for complete search history.

OTHER PUBLICATIONS

Pizer, Ann, “The Cutest Bags for Your Yoga Mat,” Internet article, 2 pages, <http://yoga.about.com/od/yogagear/tp/yogamatbags.htm>, May 23, 2011.

* cited by examiner

Primary Examiner — Holly Baynham

(74) *Attorney, Agent, or Firm* — Leanne Taveggia Farrell;
Westman, Champlin & Kelly, P.A.

(57) **CLAIM**

The ornamental design for a bag, as shown and described.

DESCRIPTION

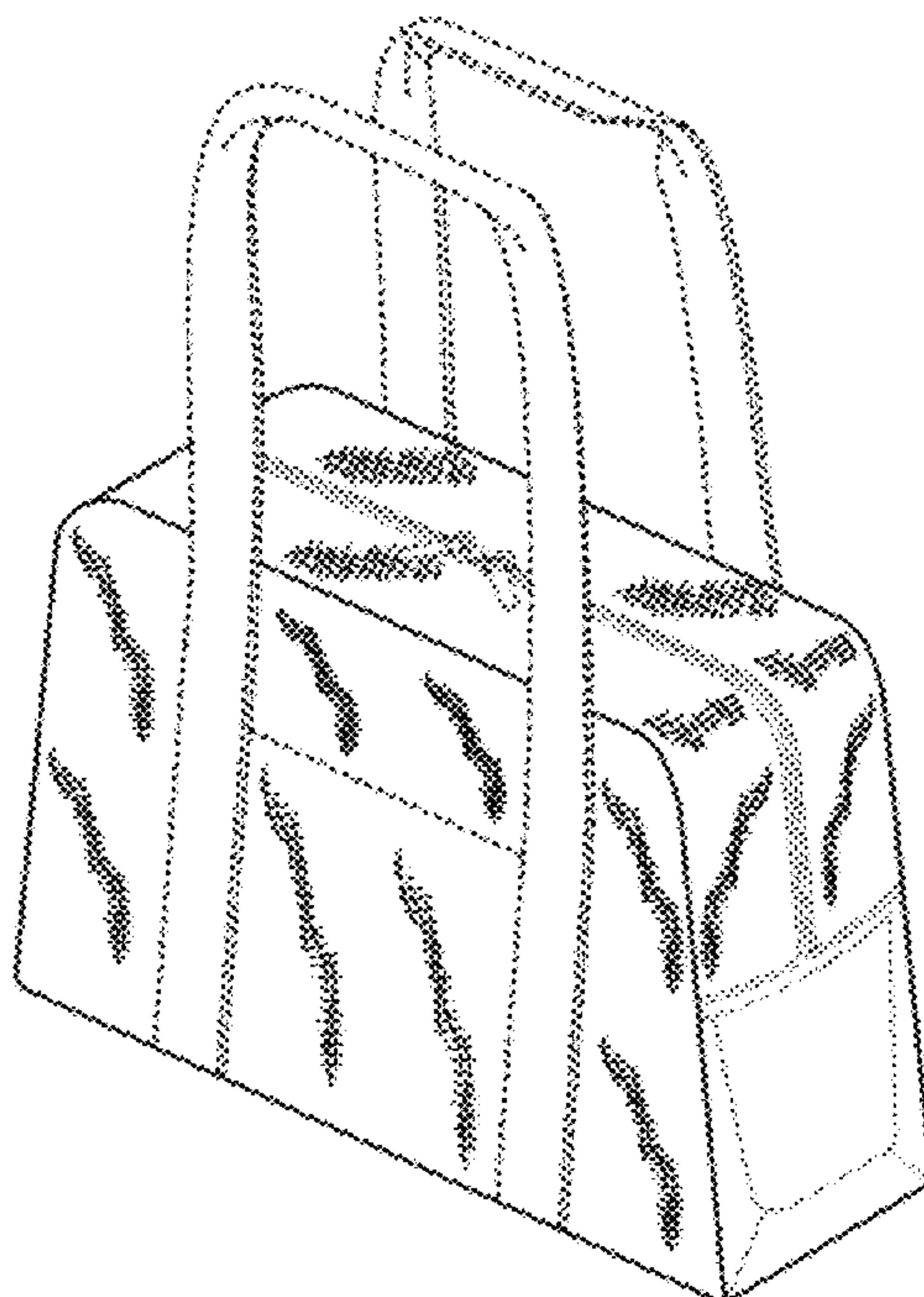
(56) **References Cited**

U.S. PATENT DOCUMENTS

4,194,601 A 3/1980 Yellin
6,491,196 B1 12/2002 Coler
6,742,635 B2 6/2004 Hirshberg
D501,598 S * 2/2005 Guyon D3/246
D501,600 S * 2/2005 Guyon D3/246
D535,820 S * 1/2007 Kamiya D3/246
7,171,707 B2 2/2007 Landay
D539,536 S * 4/2007 Guyon D3/243
D539,537 S * 4/2007 Guyon D3/246
D560,908 S * 2/2008 Gerbi D3/246

FIG. 1 is a perspective view of a first embodiment of the bag;
FIG. 2 is a front view of the bag illustrated in FIG. 1;
FIG. 3 is a back view of the bag illustrated in FIG. 1;
FIG. 4 is a left side view of the bag illustrated in FIG. 1;
FIG. 5 is a right side view of the bag illustrated in FIG. 1;
FIG. 6 is a top view of the bag illustrated in FIG. 1; and,
FIG. 7 is a bottom view of the bag illustrated in FIG. 1.
The broken lines representing stitching are for the purposes of
illustrating environment and form no part of the claimed
design.

1 Claim, 4 Drawing Sheets






FIG. 1

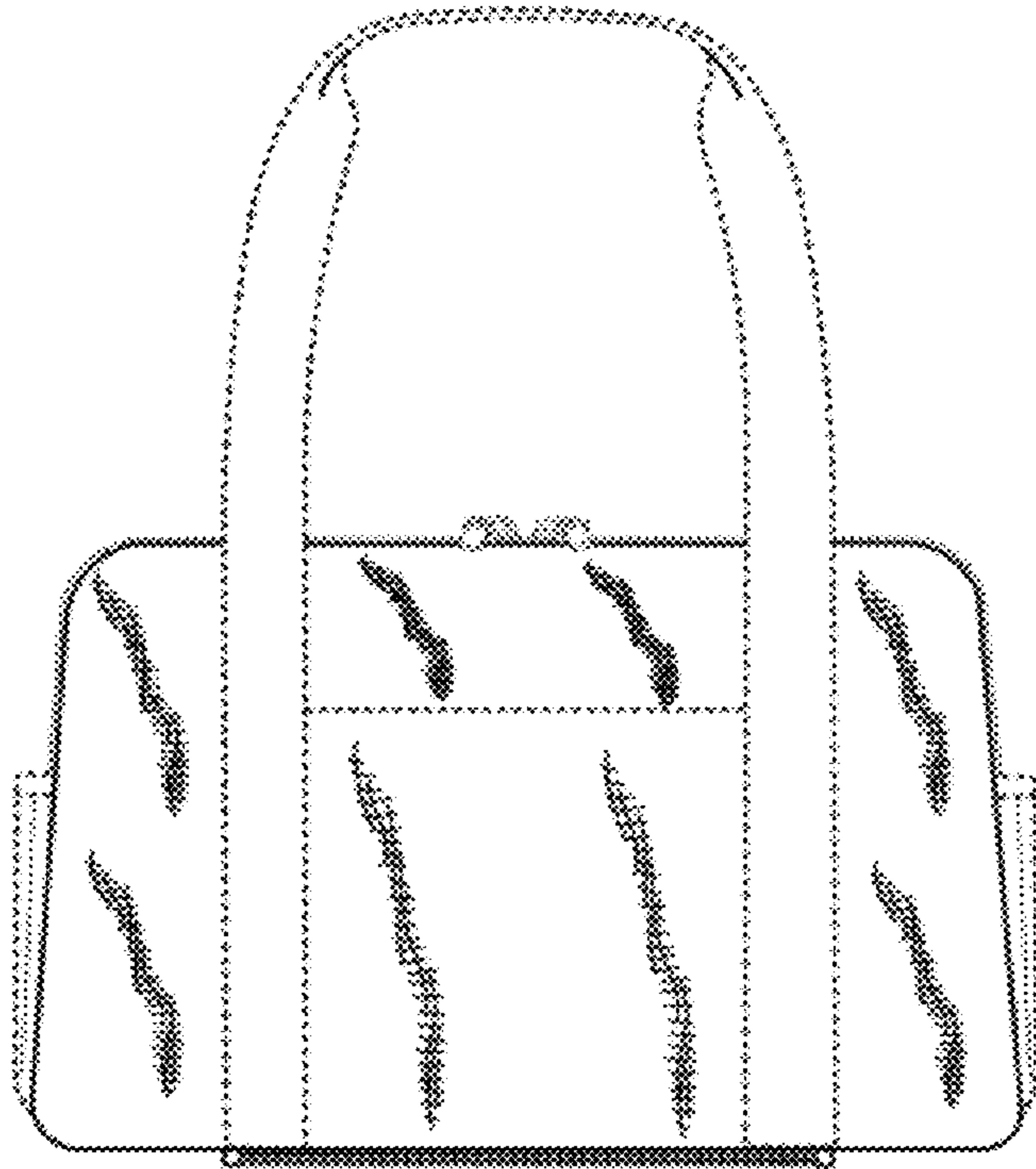
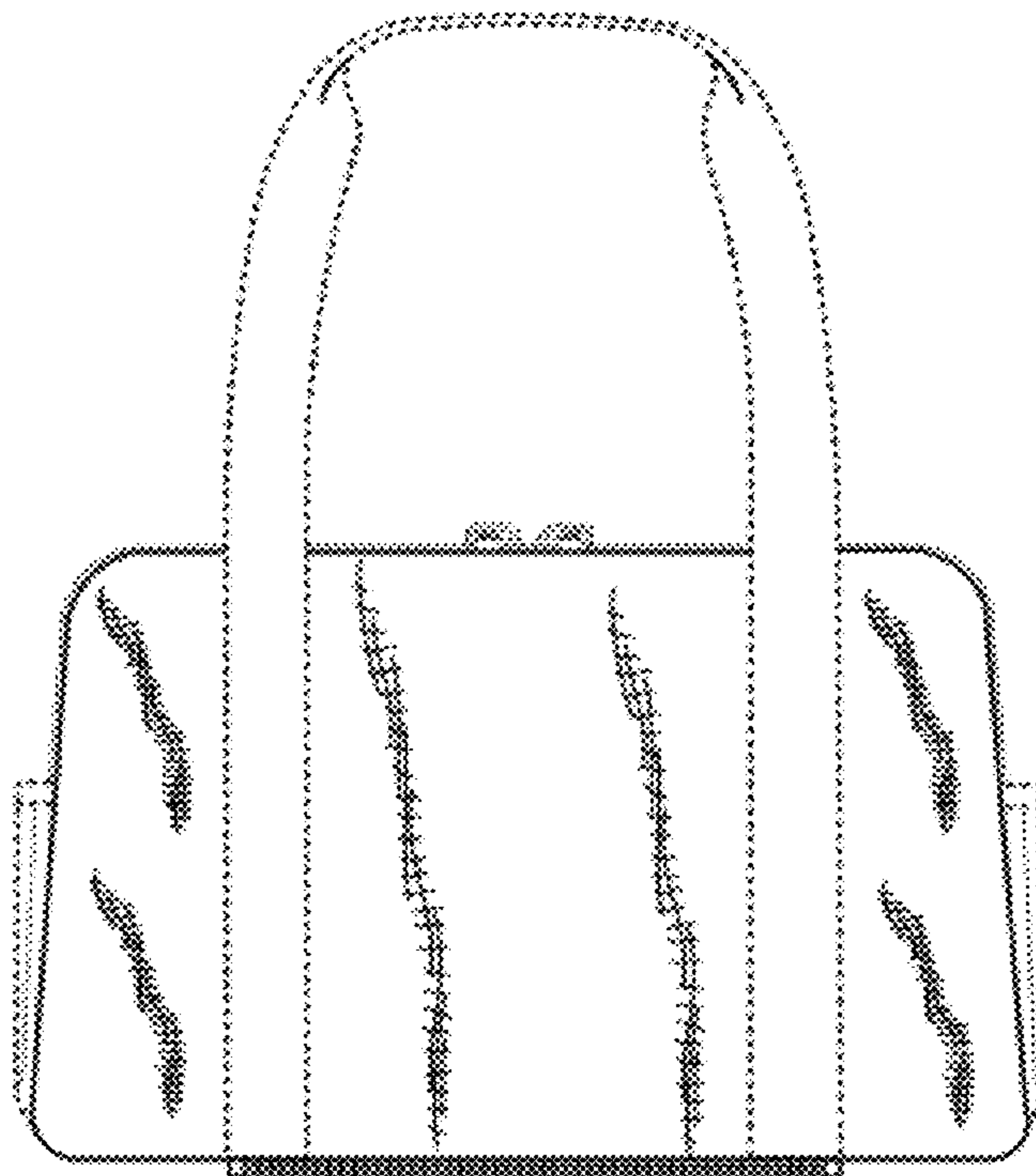


FIG. 2

FIG. 3



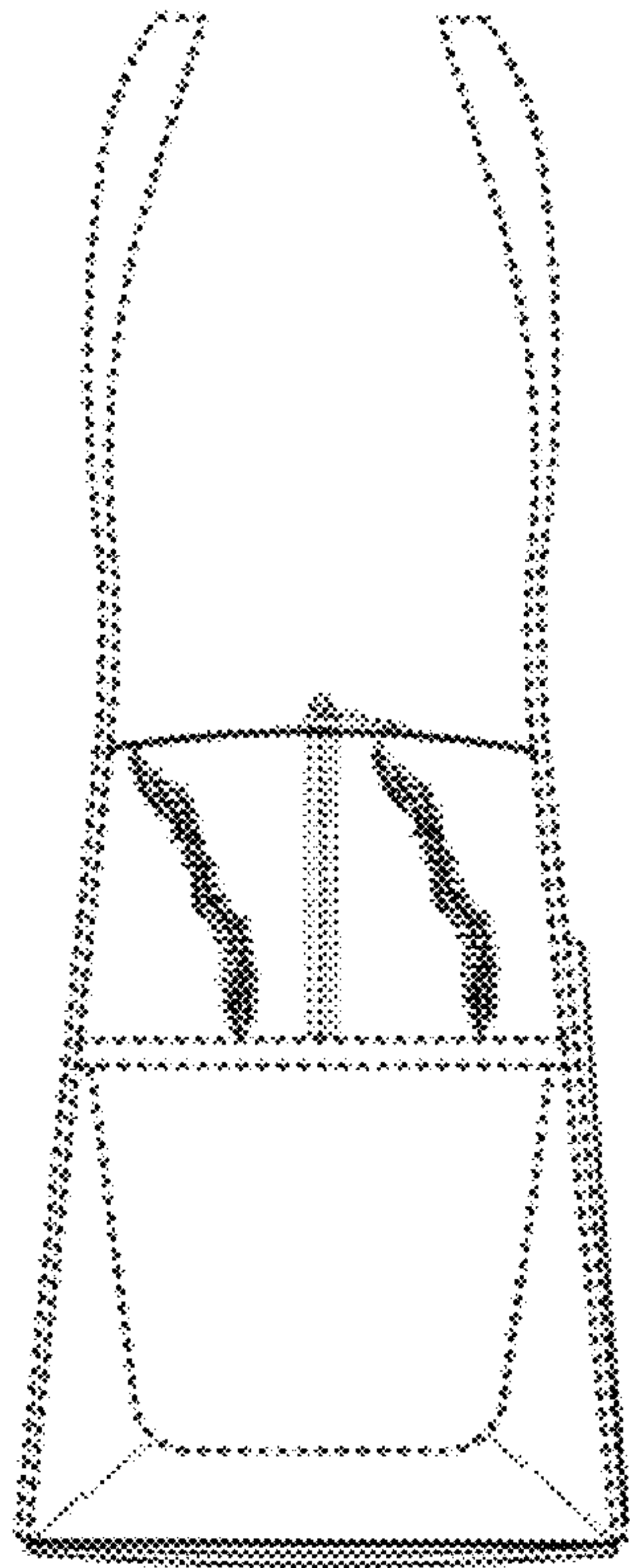
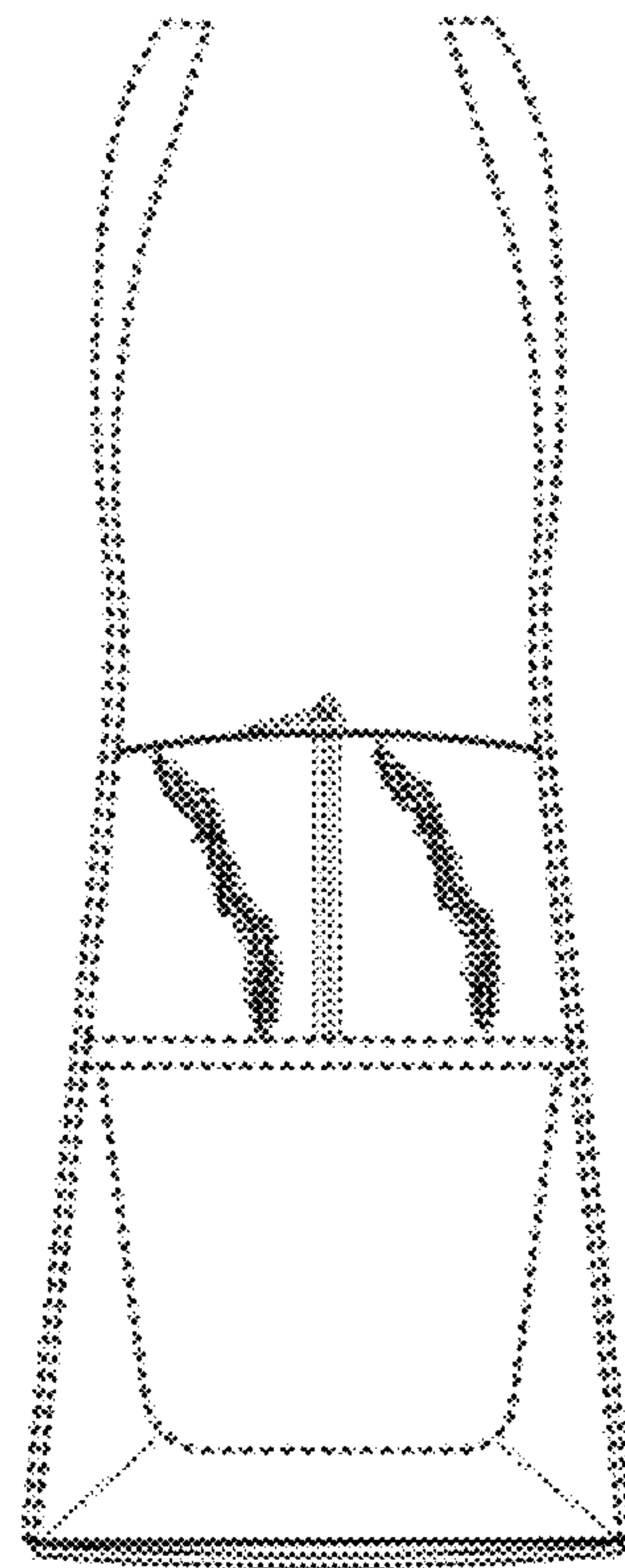


FIG. 4

FIG. 5



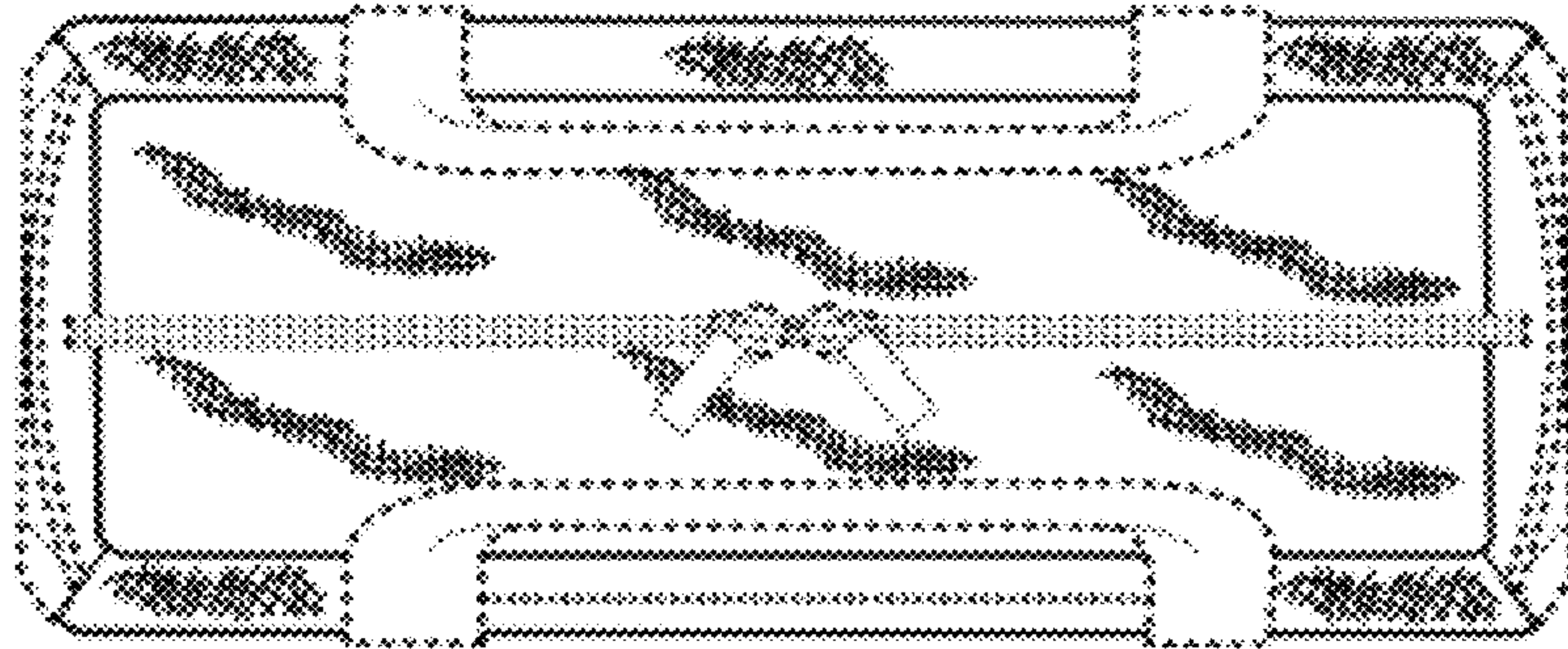


FIG. 6




FIG. 7