

US00D672948S

(12) **United States Design Patent**
Van Zyll De Jong et al.

(10) **Patent No.:** **US D672,948 S**

(45) **Date of Patent:** **** *Dec. 25, 2012**

(54) **SHOE**

(75) Inventors: **Damian Van Zyll De Jong**, Vancouver (CA); **Matthew Philip Dorrington Penner**, Vancouver (CA)

(73) Assignee: **Native Shoes, Ltd.**, Central, Hong Kong (CN)

(*) Notice: This patent is subject to a terminal disclaimer.

(**) Term: **14 Years**

(21) Appl. No.: **29/397,866**

(22) Filed: **Jul. 21, 2011**

(51) **LOC (9) Cl.** **02-04**

(52) **U.S. Cl.** **D2/945**

(58) **Field of Classification Search** D2/896,
D2/902, 903, 907, 908, 916-919, 923-925,
D2/929, 938, 939, 942, 943, 944, 945, 947,
D2/951, 953, 960, 969, 971, 972, 973, 974,
D2/975, 977, 978; 36/83, 113, 114, 136,
36/3 A, 3 B, 7.3, 7.5, 8.1, 11, 11.5, 126-131,
36/45, 50.1, 52, 57

See application file for complete search history.

(56) **References Cited**

U.S. PATENT DOCUMENTS

D96,687 S *	8/1935	Lutz	D2/945
D107,977 S	1/1938	Tousley		
D117,585 S	11/1939	Sperry		
D130,845 S *	12/1941	Pick	D2/945
D249,298 S	9/1978	Senter		
D255,171 S	6/1980	Bowers		
D272,963 S	3/1984	Muller et al.		

D296,379 S	6/1988	Lee		
D326,181 S	5/1992	Katz et al.		
D330,973 S	11/1992	Hatfield		
D332,692 S	1/1993	Hatfield et al.		
D346,483 S *	5/1994	Foster	D2/969
D366,354 S	1/1996	Yoshikawa et al.		
D378,471 S	3/1997	Winson		
D410,962 S	6/1999	Iwahashi		
D449,434 S *	10/2001	Erickson et al.	D2/969
D450,178 S	11/2001	Boncutter		
D478,413 S *	8/2003	Robinson et al.	D2/969
D478,414 S *	8/2003	Robinson et al.	D2/969
D529,697 S	10/2006	Earle		
D540,514 S	4/2007	Hendricks		
D577,180 S	9/2008	Della Valle		
D581,640 S	12/2008	Earle		
D590,138 S	4/2009	Cofinco		
D590,579 S	4/2009	Cofinco		

(Continued)

Primary Examiner — Elizabeth J Oswecki

(74) *Attorney, Agent, or Firm* — Ingrassia Fisher & Lorenz, P.C.

(57) **CLAIM**

The ornamental design for a shoe, as shown and described.

DESCRIPTION

FIG. 1 is a top perspective view of a shoe, showing the claimed design;

FIG. 2 is an inner side view of the shoe shown in FIG. 1;

FIG. 3 is an outer side view of the shoe shown in FIG. 1;

FIG. 4 is a top view of the shoe shown in FIG. 1;


FIG. 5 is a rear view of the shoe shown in FIG. 1;

FIG. 6 is a front view of the shoe shown in FIG. 1; and,

FIG. 7 is a bottom view of the shoe shown in FIG. 1.

The broken lines shown in the figures represent portions of the shoe that form no part of the claimed design.

1 Claim, 4 Drawing Sheets



US D672,948 S

Page 2

U.S. PATENT DOCUMENTS

D591,031 S	4/2009	Cofinco		D637,798 S	5/2011	Della Valle et al.	
D593,741 S	6/2009	Vico et al.		D641,145 S	7/2011	Della Valle et al.	
D602,243 S *	10/2009	Bradford	D2/971	D651,387 S *	1/2012	Van Zyll De Jong et al. .	D2/969
D613,041 S	4/2010	Thompson		D651,388 S *	1/2012	Van Zyll De Jong et al. .	D2/969
D620,689 S *	8/2010	Weber	D2/902	D651,389 S *	1/2012	Van Zyll De Jong et al. .	D2/969
D624,288 S *	9/2010	Choi	D2/896	D651,390 S *	1/2012	Van Zyll De Jong et al. .	D2/969
D628,776 S	12/2010	Cofinco		2007/0227040 A1	10/2007	Kilgore et al.	
D630,418 S *	1/2011	Choi	D2/896	2009/0200763 A1	8/2009	Adams et al.	
D634,519 S	3/2011	Choi		2010/0281714 A1	11/2010	Carboy et al.	
D636,155 S	4/2011	Della Valle et al.					

* cited by examiner




FIG. 1

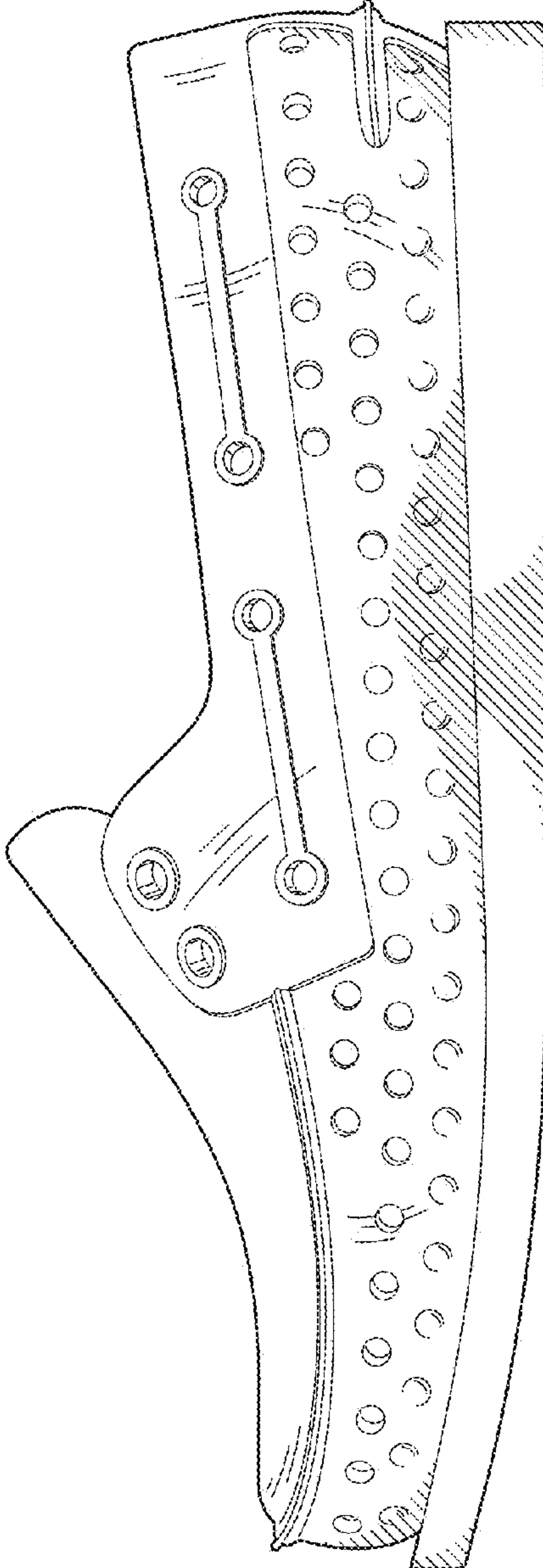


FIG. 2

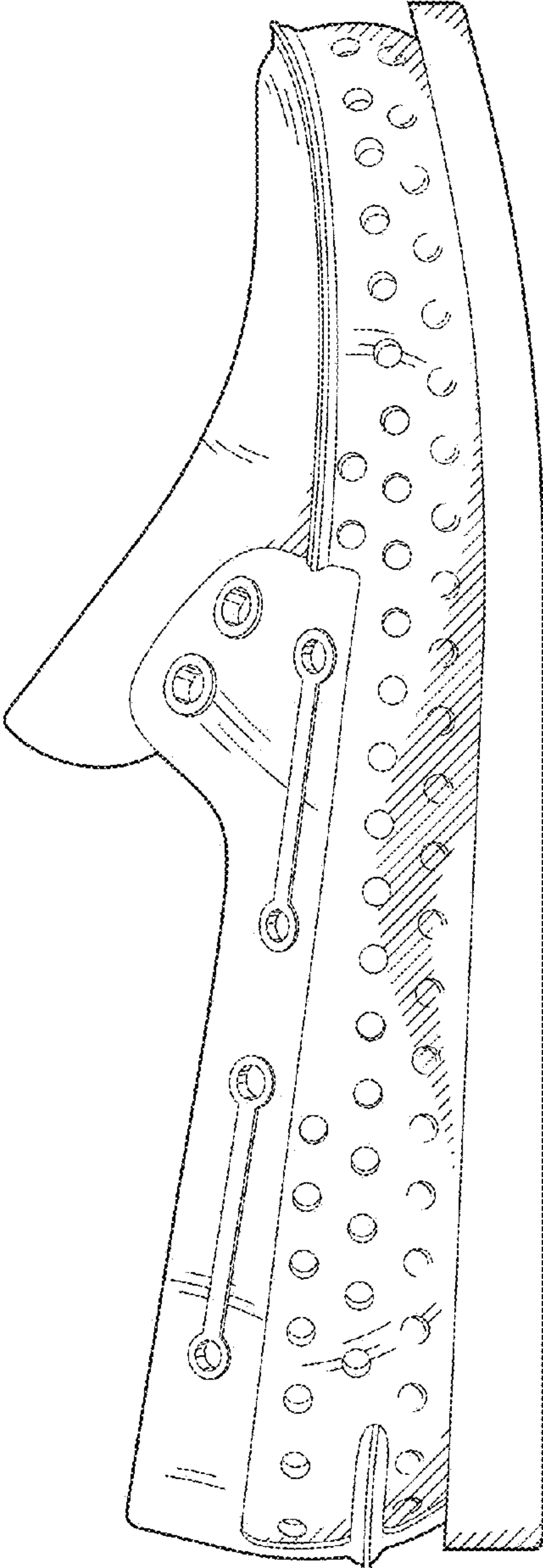


FIG. 3

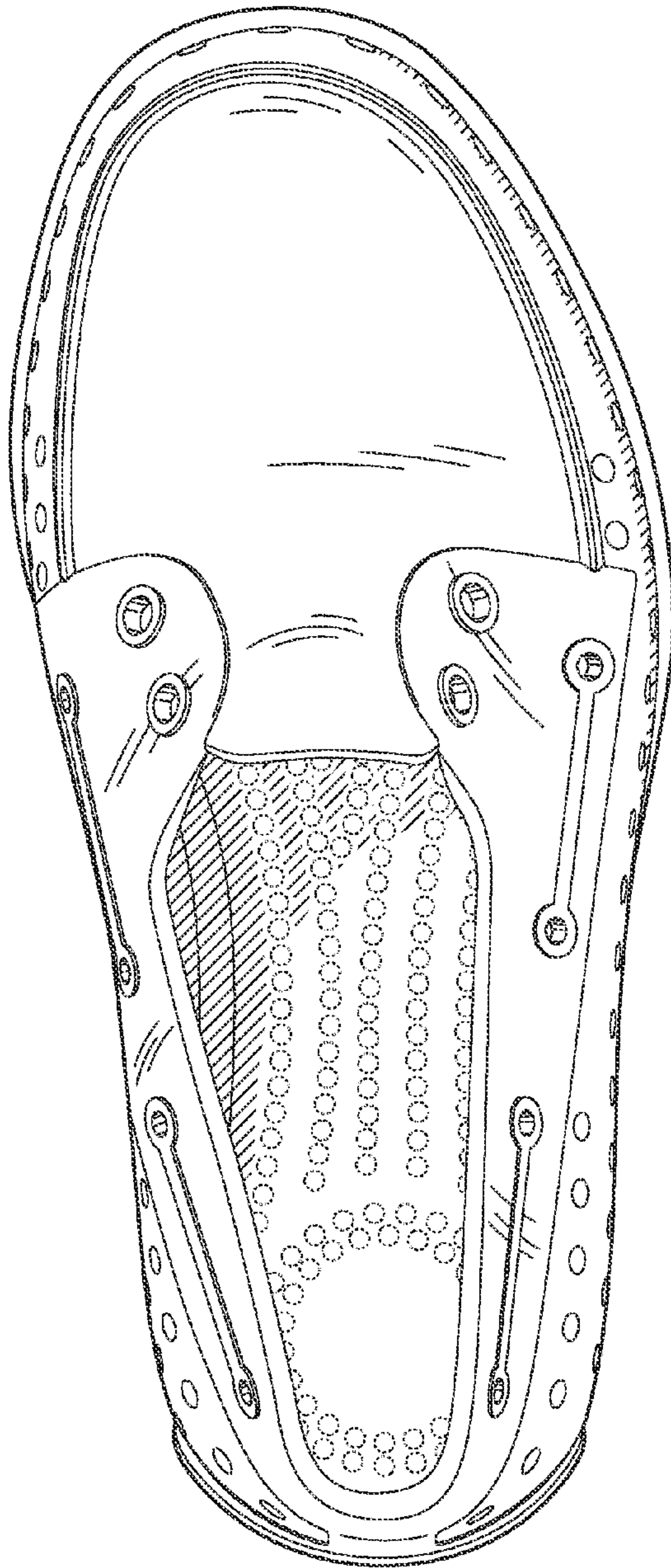


FIG. 4

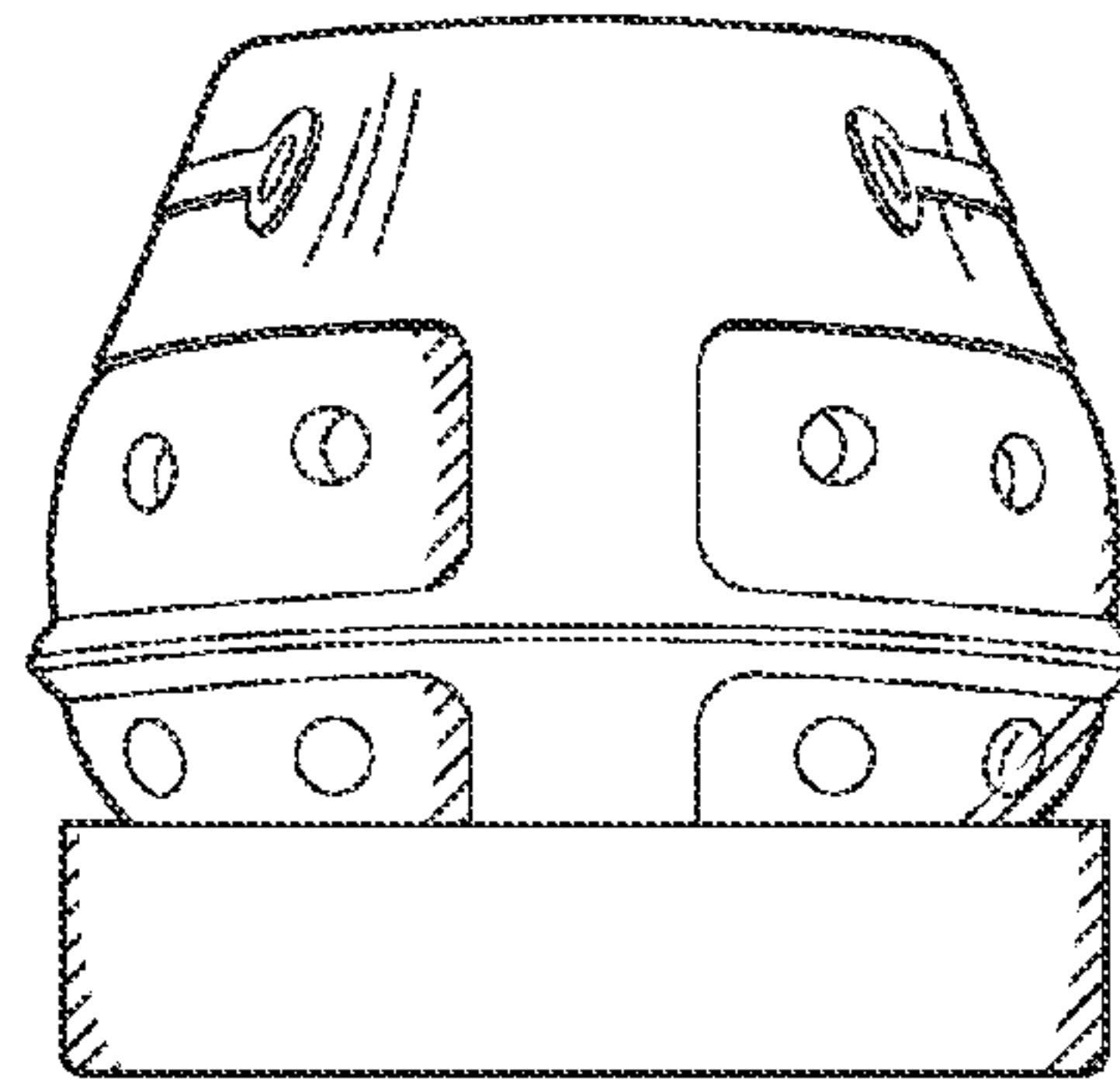


FIG. 5

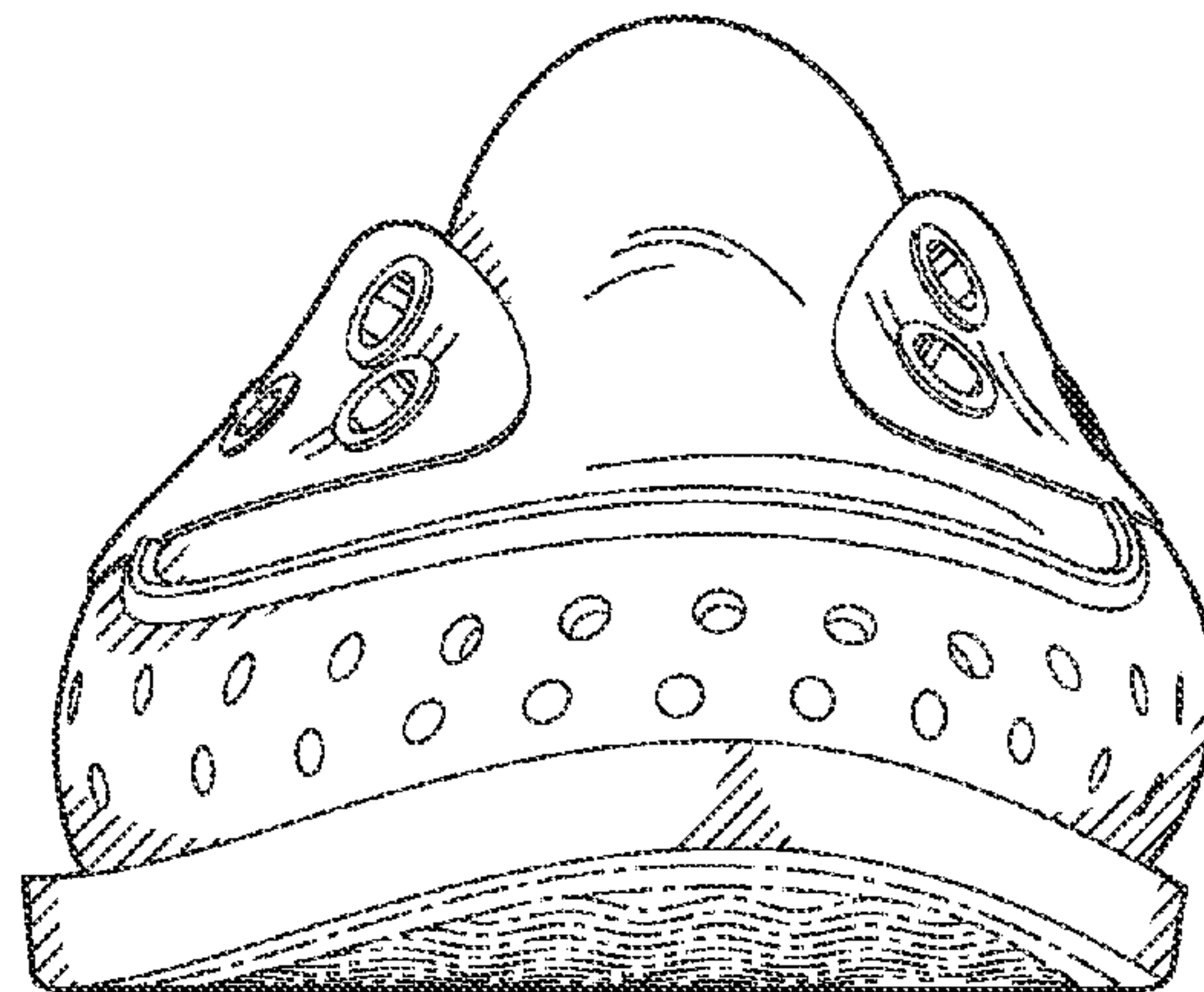


FIG. 6

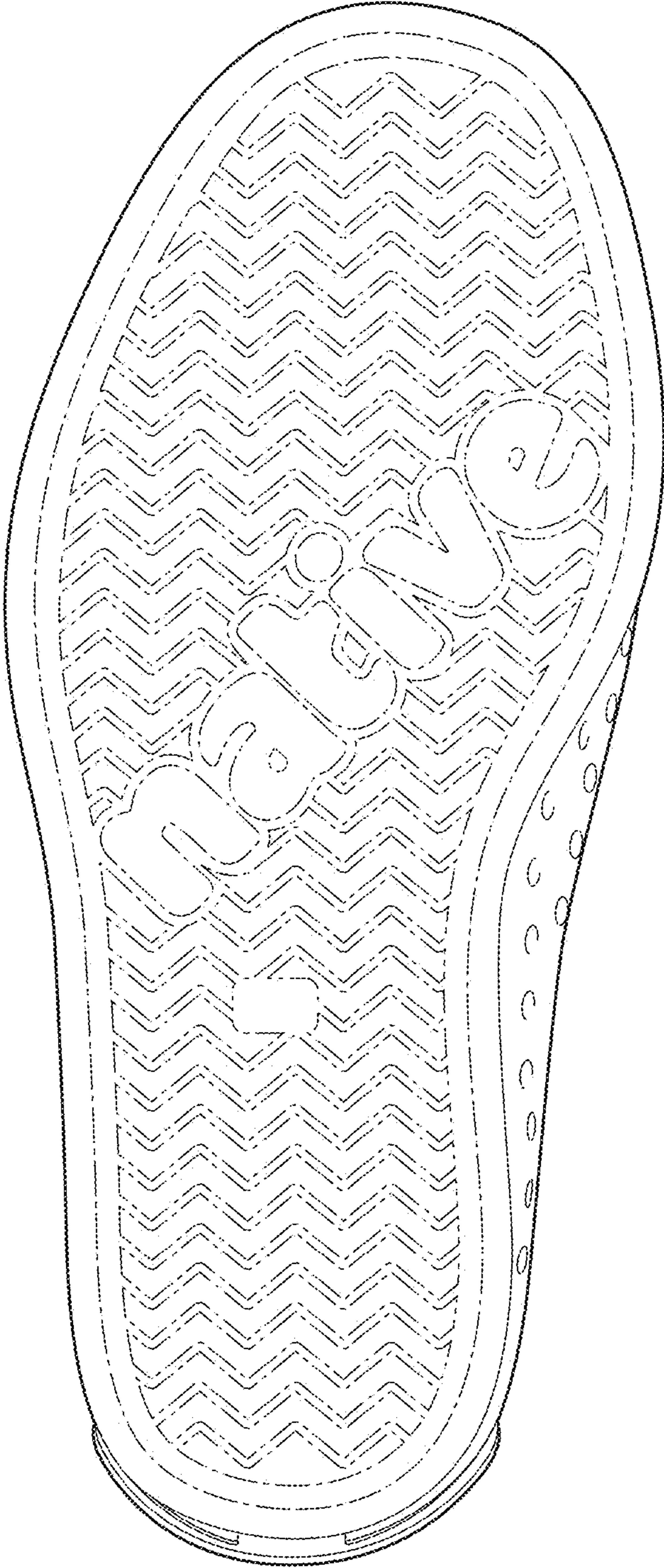


FIG. 7