



US00D672941S

(12) **United States Design Patent**  
**Bramani**

(10) **Patent No.:** **US D672,941 S**  
(45) **Date of Patent:** **\*\* Dec. 25, 2012**

- (54) **SHOE**
- (75) Inventor: **Marco Bramani**, Albizzate (IT)
- (73) Assignee: **Vibram S.p.A.**, Albizzate (Varese) (IT)
- (\*\*) Term: **14 Years**
- (21) Appl. No.: **29/425,964**
- (22) Filed: **Jun. 28, 2012**

**Related U.S. Application Data**

- (62) Division of application No. 29/355,759, filed on Feb. 12, 2010, now Pat. No. Des. 664,744.

(30) **Foreign Application Priority Data**

Aug. 10, 2009 (EM) ..... 001158943

- (51) **LOC (9) Cl.** ..... **02-04**
- (52) **U.S. Cl.** ..... **D2/898**
- (58) **Field of Classification Search** ..... D2/897,  
D2/898-900, 903, 907, 948, 969, 972-974;  
36/45, 50.1, 83, 77 M, 77 R, 88, 113, 114,  
36/126-131

See application file for complete search history.

(56) **References Cited**

**U.S. PATENT DOCUMENTS**

- 1,090,731 A 3/1914 Lindberg
- 2,952,082 A 9/1960 Murray
- 3,013,564 A \* 12/1961 Levey ..... 36/170

- D196,948 S 11/1963 Roman
- 3,128,763 A \* 4/1964 Langenfeld et al. .... 128/894
- 3,967,390 A \* 7/1976 Anfruns ..... 36/94
- D259,296 S 5/1981 Mayer
- D278,608 S 4/1985 Thompson
- 4,651,354 A \* 3/1987 Petrey ..... 2/239
- D321,084 S 10/1991 Miller et al.
- D321,971 S 12/1991 Bajork
- D349,601 S 8/1994 Buck, IV
- 5,774,898 A \* 7/1998 Malpee ..... 2/239
- 6,016,575 A \* 1/2000 Prychak ..... 2/239
- D489,515 S 5/2004 Ganim et al.
- D492,476 S 7/2004 Stanley
- 2008/0156044 A1 \* 7/2008 Patterson ..... 66/178 R
- 2011/0005105 A1 \* 1/2011 Hong ..... 36/3 B

\* cited by examiner

*Primary Examiner* — Robert M Spear

*Assistant Examiner* — Rashida C McCoy

(74) *Attorney, Agent, or Firm* — Birch, Stewart, Kolasch & Birch, LLP

(57) **CLAIM**

The ornamental design for a shoe, as shown and described.

**DESCRIPTION**

FIG. 1 is a top view of a shoe showing my new design;  
FIG. 2 is a front side view thereof;  
FIG. 3 is a left side view thereof;  
FIG. 4 is a right side view thereof;  
FIG. 5 is a rear view thereof; and,  
FIG. 6 is a bottom view thereof.

**1 Claim, 3 Drawing Sheets**



FIG. 1



FIG. 2

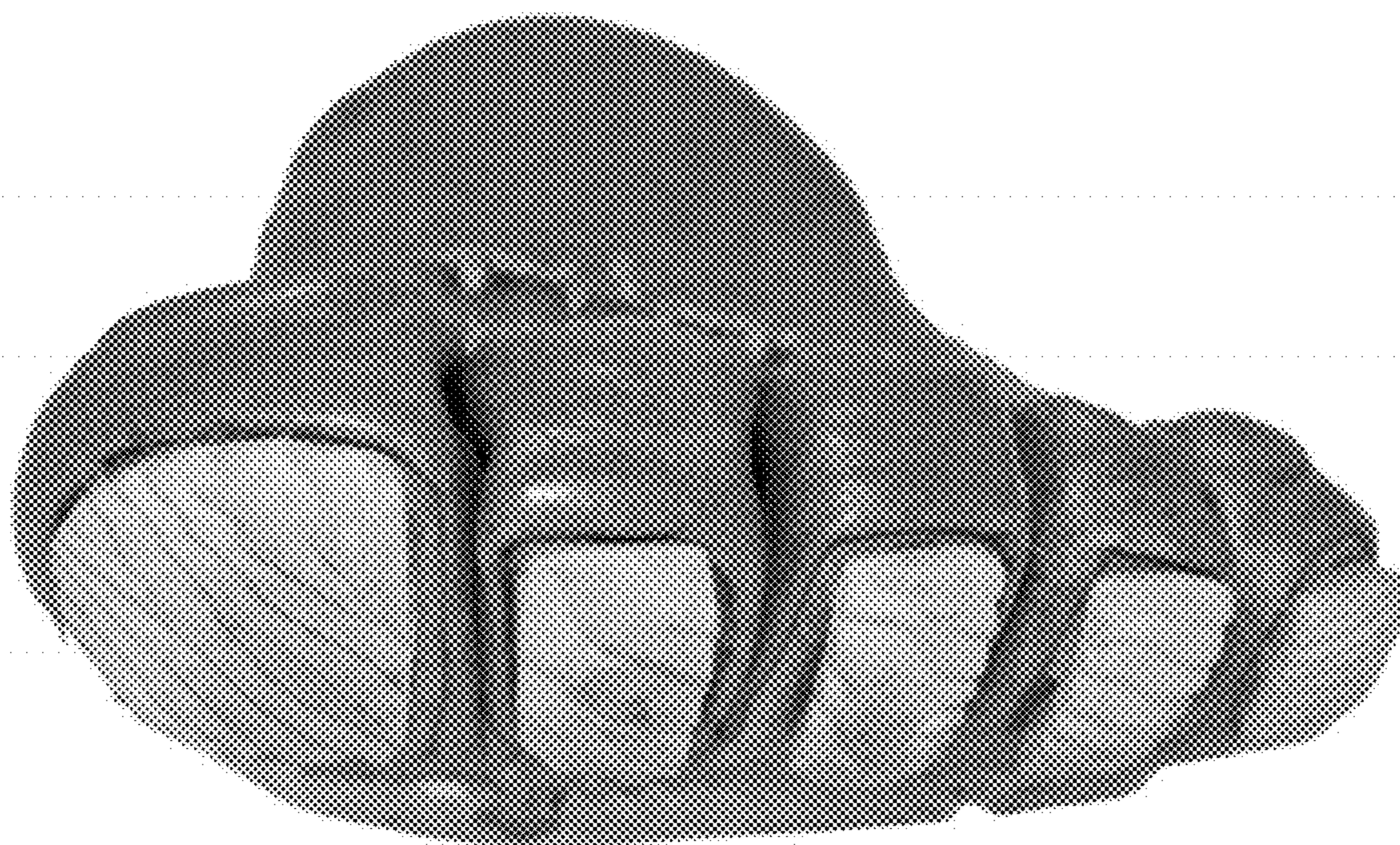


FIG. 3




FIG. 4




FIG. 5



FIG. 6

