



US00D672917S

(12) **United States Design Patent**  
**Small**

(10) **Patent No.:** **US D672,917 S**

(45) **Date of Patent:** **\*\* Dec. 18, 2012**

(54) **HEADLIGHT ACCESSORY**

(76) Inventor: **Robert Small**, Park City, UT (US)

(\*\*) Term: **14 Years**

(21) Appl. No.: **29/392,847**

(22) Filed: **May 26, 2011**

(51) **LOC (9) Cl.** ..... **26-99**

(52) **U.S. Cl.** ..... **D26/139**

(58) **Field of Classification Search** ..... D26/28-36,  
D26/139; 362/61, 80-83, 329-340  
See application file for complete search history.

(56) **References Cited**

U.S. PATENT DOCUMENTS

5,549,939	A	8/1996	Ray	
D386,459	S	11/1997	Madison	
D401,202	S	11/1998	Washington, Sr.	
5,935,663	A	8/1999	Duzac	
D415,088	S	10/1999	Schardt	
5,985,382	A	11/1999	Shuen	
D418,476	S	1/2000	Nickel	
D439,214	S	3/2001	Cockerham et al.	
6,217,958	B1	4/2001	Blyden et al.	
D485,934	S *	1/2004	Tsai	D26/139
D488,427	S	4/2004	Cowling	
D491,116	S	6/2004	Marchese et al.	
6,757,593	B2	6/2004	Mori et al.	
D499,202	S *	11/2004	Tsai	D26/139
D515,726	S *	2/2006	Ruzicka et al.	D26/139
D525,311	S	7/2006	Meredith	
7,087,132	B2	8/2006	Krey, Jr.	
D529,097	S	9/2006	Meredith	
D547,487	S *	7/2007	Elwell et al.	D26/139
7,331,131	B2	2/2008	Staples	
D576,765	S *	9/2008	Song et al.	D26/139
D602,831	S	10/2009	Spencer et al.	
D610,061	S	2/2010	Johnson et al.	
D612,782	S	3/2010	Johnson et al.	
D612,794	S	3/2010	Dyson	
2005/0155264	A1	7/2005	Meredith	

2007/0212509	A1	9/2007	Herbig et al.
2008/0047182	A1	2/2008	Uccello, III et al.
2008/0276510	A1	11/2008	Harris
2009/0049721	A1	2/2009	Katz
2010/0037498	A1	2/2010	DoVale, Jr.

OTHER PUBLICATIONS

Related Case: U.S. Appl. No. 13/168,791, filed Jun. 24, 2011; Robert Small.

Related Case: U.S. Appl. No. 29/393,015, filed May 27, 2011; Robert Small.

\* cited by examiner

*Primary Examiner* — Marcus Jackson

(74) *Attorney, Agent, or Firm* — Thorpe North & Western LLP

(57) **CLAIM**

The ornamental design for an headlight accessory, as shown and described herein.

**DESCRIPTION**

FIG. 1 is a perspective view of the headlight accessory in accordance with my invention;

FIG. 2 is a side view thereof, taken from the left side of FIG. 1;

FIG. 3 is a side view thereof, taken from the right side of FIG. 1;

FIG. 4 is a front end view thereof;

FIG. 5 is a base end view thereof;


FIG. 6 is a top view thereof; and

FIG. 7 is a bottom view thereof; and,

FIG. 8 is a perspective view showing a pair of headlight accessories installed on a vehicle.

Broken lines shown in FIG. 8 are for illustrative purposes only and form no part of the claimed design. The surface indicia of parallel lines also form no part of the claimed design and are merely surface shading.

**1 Claim, 3 Drawing Sheets**



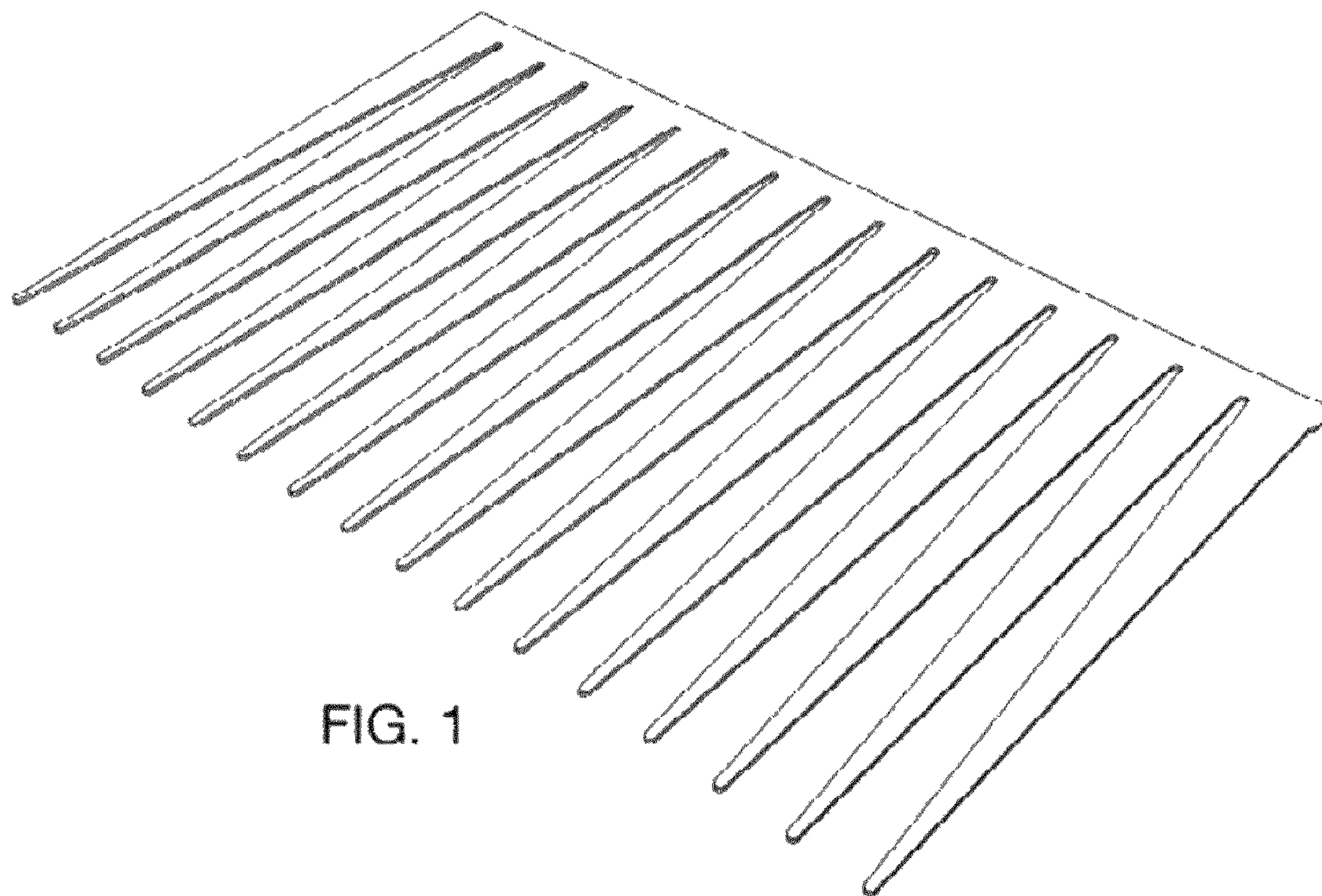


FIG. 1



FIG. 2

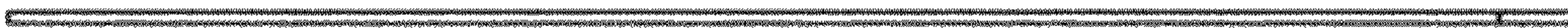


FIG. 3




FIG. 4



FIG. 5




FIG. 6




FIG. 7

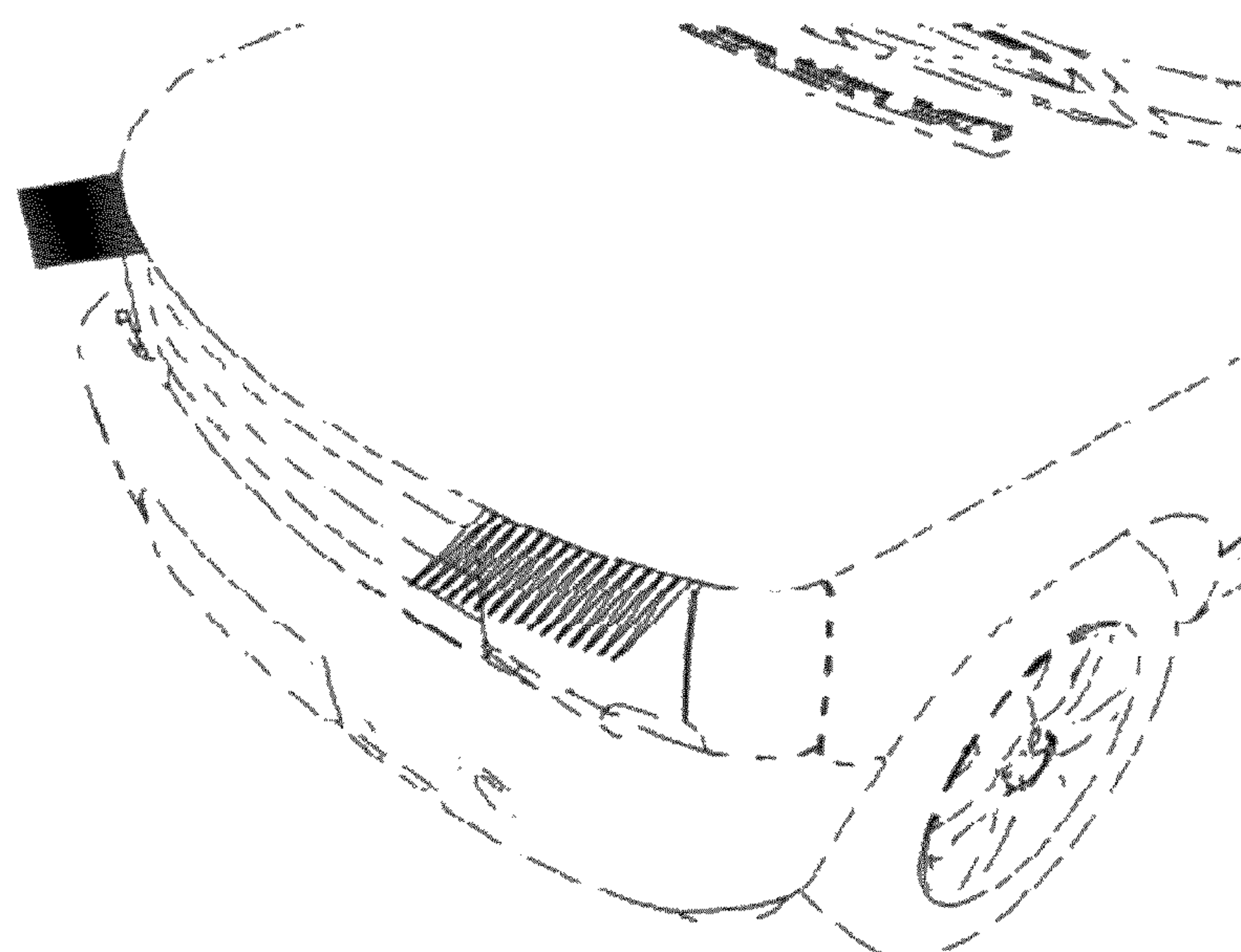


FIG. 8