



US00D672916S

(12) **United States Design Patent**
Thomas

(10) **Patent No.:** **US D672,916 S**
(45) **Date of Patent:** **** Dec. 18, 2012**

(54) **LIGHTING FIXTURE**

(75) Inventor: **Roger P. Thomas**, Las Vegas, NV (US)

(73) Assignee: **Boyd Lighting Fixture Company**, San Francisco, CA (US)

(**) Term: **14 Years**

(21) Appl. No.: **29/420,682**

(22) Filed: **May 11, 2012**

(51) **LOC (9) Cl.** **26-99**

(52) **U.S. Cl.** **D26/128**

(58) **Field of Classification Search** D26/1,
D26/2, 118, 113, 138, 119, 120, 121, 122,
D26/76, 77, 75, 78, 85, 86, 89, 90, 62, 64,
D26/65, 66, 63, 73, 72, 74, 68, 71, 28, 123,
D26/124, 127, 128, 129, 134, 135, 132, 139,
D26/154, 155, 152, 149, 148, 145, 143, 142,
D26/140, 141, 153, 144, 91, 92, 29, 24, 25,
D26/26, 8, 114, 37, 87; 362/202, 347, 349,
362/362, 419, 96, 192, 145, 294, 326, 267,
362/373, 249.01-249.12; D13/102, 179,
D13/180

See application file for complete search history.

(56) **References Cited**

U.S. PATENT DOCUMENTS

D21,973 S *	11/1892	Warren, Jr.	D9/653
D25,976 S *	8/1896	Shaw	D26/67
D60,460 S *	2/1922	Kranz	D26/91
D82,425 S *	11/1930	Harris	D26/67
D101,041 S *	9/1936	Janssen	D26/87
D202,808 S *	11/1965	Dailey	D26/67
D206,083 S *	10/1966	Rosen	D26/87
D208,663 S *	9/1967	Daum	D26/67
D333,189 S *	2/1993	Hall et al.	D26/67
D383,865 S *	9/1997	Heiberg et al.	D26/67
D411,775 S *	7/1999	Fagone	D6/450
D427,352 S *	6/2000	Miranda	D26/72

D427,355 S *	6/2000	Miranda	D26/87
D429,016 S *	8/2000	Cohen	D26/67
D438,661 S *	3/2001	Hidalgo	D26/72
D441,125 S	4/2001	Crosby		
D441,487 S	5/2001	Crosby		
D442,317 S	5/2001	Crosby		
D463,606 S *	9/2002	Orozco	D26/87
D465,875 S *	11/2002	De'Armond	D26/129
D483,138 S *	12/2003	Chen	D26/67
D485,387 S *	1/2004	Harbaugh	D26/67

(Continued)

OTHER PUBLICATIONS

Doyle Crosby, pending U.S. Appl. No. 29/412,589, entitled "Lighting Fixture", filed Feb. 6, 2012, 8-pages.

(Continued)

Primary Examiner — Kevin Rudzinski

(74) *Attorney, Agent, or Firm* — Heslin Rothenberg Farley & Mesiti P.C

(57) **CLAIM**

The ornamental design for a lighting fixture, as shown and described.

DESCRIPTION

FIG. 1 is a perspective view of a lighting fixture in accordance with the new design;

FIG. 2 is a front elevational view thereof;

FIG. 3 is a left side elevational view thereof;

FIG. 4 is a right side elevational view thereof;

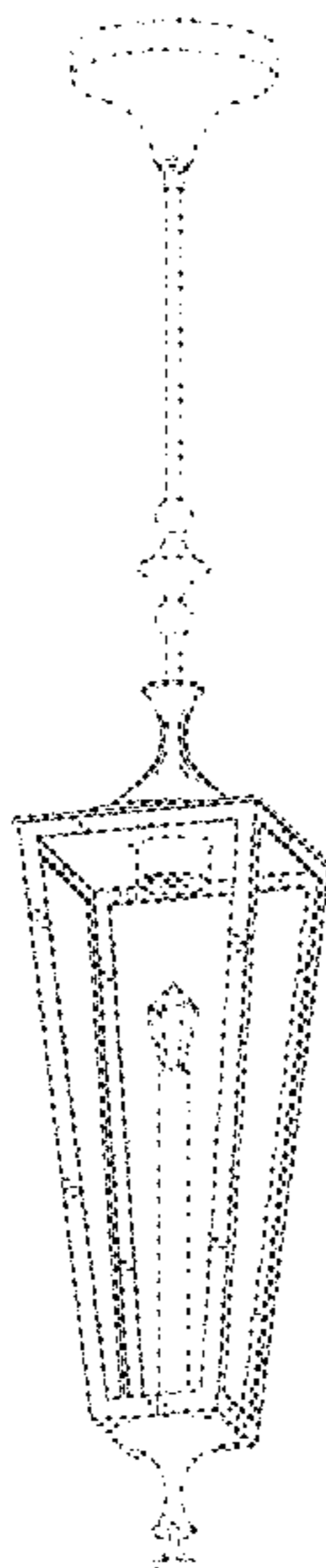
FIG. 5 is a rear elevational view thereof;

FIG. 6 is a bottom view thereof; and,

FIG. 7 is a perspective view of the lighting fixture shown in FIGS. 1-6 configured as a wall sconce.

The broken lines showing portions of the lighting fixture in the figures illustrate environmental structures and form no part of the claimed design.

1 Claim, 7 Drawing Sheets



US D672,916 S

Page 2

U.S. PATENT DOCUMENTS

D497,032 S * 10/2004 Cuevas et al. D26/129
D513,338 S * 12/2005 Burke D26/87
D514,243 S * 1/2006 Curtin D26/85
D532,146 S 11/2006 Crosby
D532,147 S 11/2006 Crosby
D549,381 S * 8/2007 Curtin D26/67
D553,285 S * 10/2007 Curtin D26/67

OTHER PUBLICATIONS

Roger P. Thomas, pending U.S. Appl. No. 29/420,679, entitled
“Lighting Fixture”, filed May 11, 2012, 7 pages.

Roger P. Thomas, pending U.S. Appl. No. 29/420,681, entitled “Por-
tion of a Lighting Fixture”, filed May 11, 2012, 20 pages.

* cited by examiner

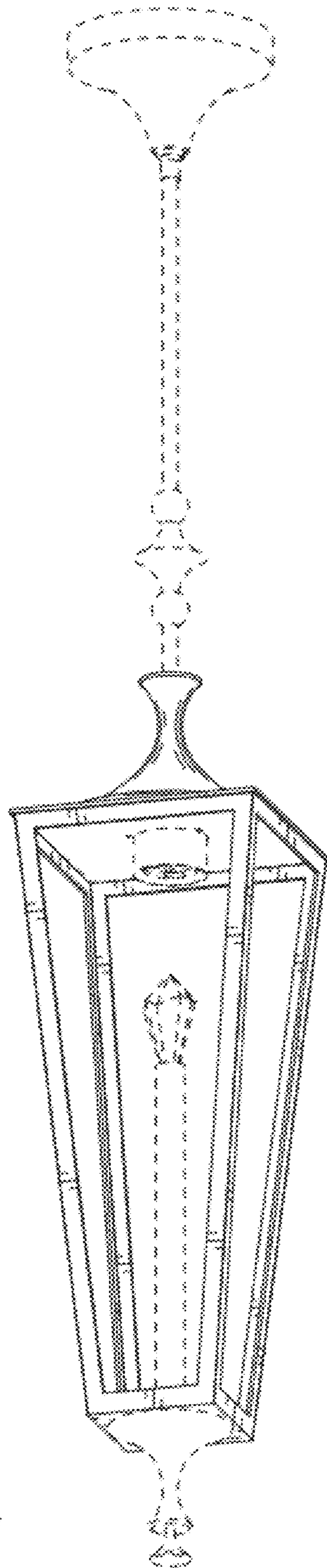


FIG. 1

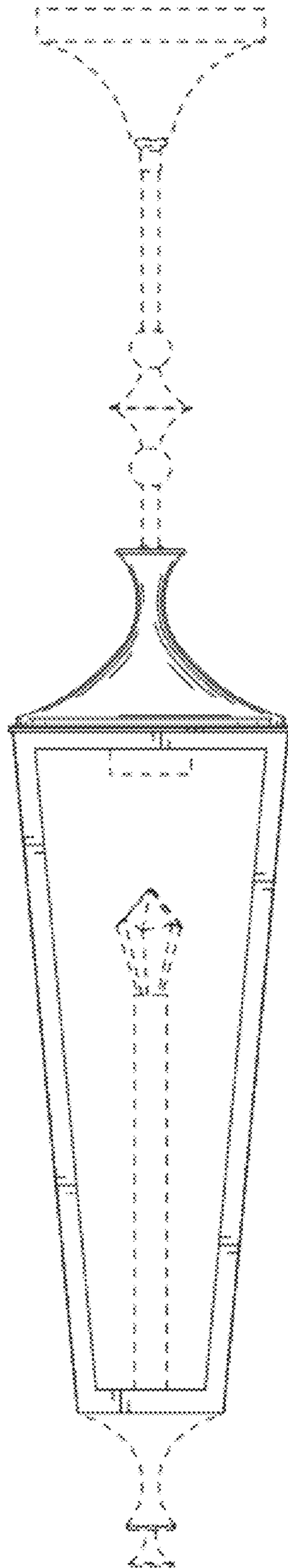


FIG. 2

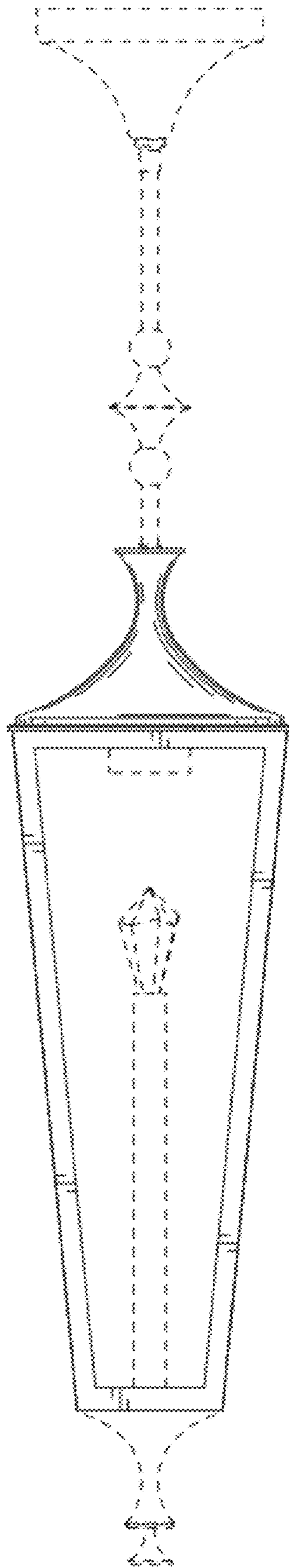


FIG. 3

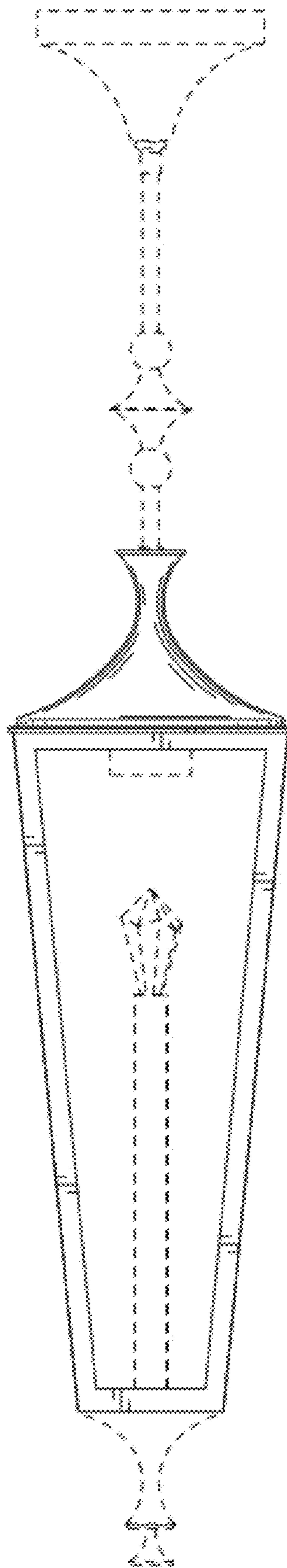


FIG. 4

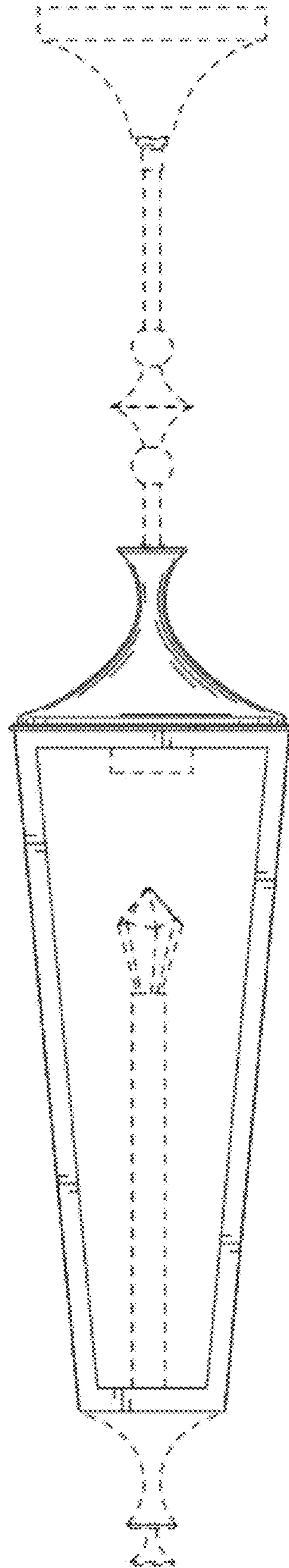


FIG. 5

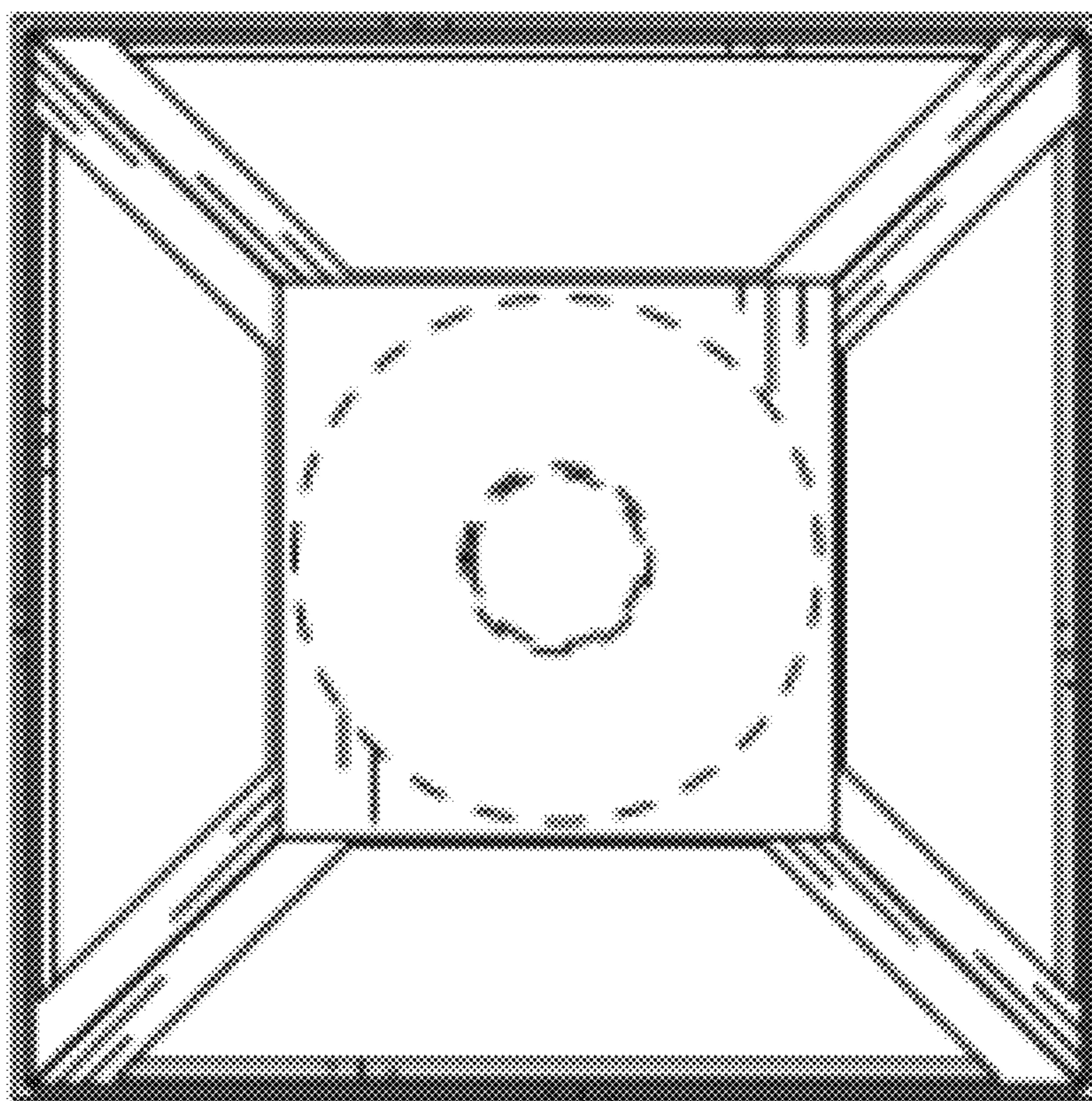


FIG. 6

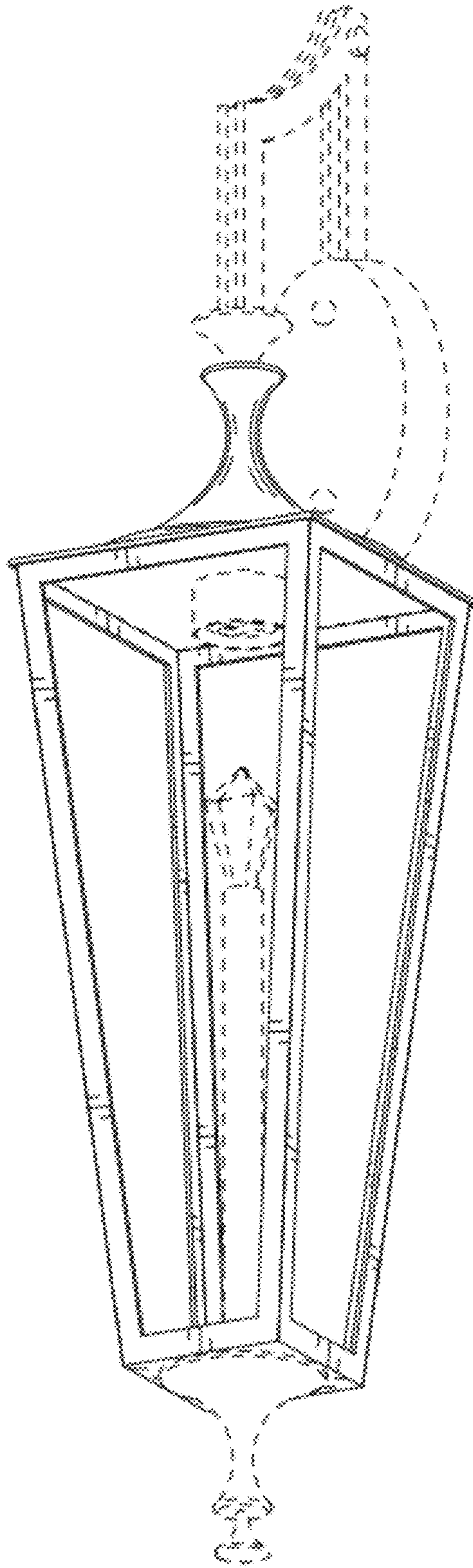


FIG. 7